26th Annual Report
2021-22

AUTOLINE INDUSTRIES LTD

Turnaround, Stability and Growth

Contents

Corporate Overview

02 Corporate Snapshot
04 Our Product Portfolio
07 Our Journey
08 Chairman's Message
10 Financial Performance
11 Operational Highlights
12 Board of Directors
14 Corporate Information

Statutory Reports

15 Notice
25 Directors' Report including Management Discussion and Analysis
57 Corporate Governance Report

Financial Statements

Standalone Financials

81 Independent Auditors' Report
94 Balance Sheet
95 Statement of Profit and Loss
96 Cash Flow Statement
98 Statement of Changes in Equity
99 Notes to Financial Statements

Consolidated Financials

169 Independent Auditors' Report
176 Balance Sheet
177 Statement of Profit and Loss
178 Cash Flow Statement
180 Statement of Changes in Equity
181 Notes to Financial Statements

To view our report online, please visit: www.autolineind.com

In our journey of over two decades, we have witnessed several landmark achievements as well as hiccups and disruptions. Having commenced operations in 1995, the Company entered the capital markets with an Initial Public Offering in 2007. The Company with its focus on providing cost-effective and customized solutions to OEMs driven by innovation and improvement was rising steadily on a growth path towards being an Art-to-Part Service provider. However, since FY 2012-13, the global turmoil and tight liquidity conditions had caused an unprecedented number of downgrades in the auto components industry. Overall growth in the auto sector globally has slowed down and the Company has also not been an exception for the same. FY 2021-22 was a milestone year with the Company recording strong growth and profitability after incurring losses for the past Eight years.

The business environment for the past two years has been dynamic and uncertain, and the COVID-19 pandemic has exacerbated the challenges. Against this backdrop, the strategic measures undertaken by us have enabled us to weather the testing times and deliver a remarkable performance.

We focused on organic restructuring, customer delight, diversification of portfolio; and raising long-term funds from marquee investors to support our ambitious plans. Our efforts towards rationalizing costs, adding new revenue streams, and ensuring timely delivery to customers have led us to accomplish operational excellence and stable growth.

WE REMAIN OPTIMISTIC ABOUT THE FUTURE AND READY TO CATER TO THE EMERGING OPPORTUNITIES IN THE AUTOMOTIVE INDUSTRY, PURSUING FURTHER GROWTH AND EXPANSION AND HIGHER VALUE-CREATION FOR STAKEHOLDERS.

Corporate Snapshot

About Us

Established in 1996, Autoline Industries is an integrated design, engineering, and manufacturing auto ancillary company engaged in manufacturing sheet metal components, sub-assemblies and assemblies, parking brakes, hinges, cab stay and cab tilt, exhaust systems, tubular structures, etc. for the automotive industry. It has metamorphosed from being a Sheet Metal Stamping and Pressing Company to an Auto Ancillary Company having presence across the entire automotive value chain.

We are a prominent auto components manufacturer and supplier to Original Equipment Manufacturers (OEMs) and automobile companies with a presence in both domestic and international markets. We cater to reputed global OEMs supplying over 2,000 products getting assembled into different passenger cars and commercial vehicles.

Vision

D.R.I.V.E

Dependable **R**eliable **I**nnovative solutions to create **V**alue for stakeholders through **E**ffective empowerment.

Mission

PEOPLE
Empowering people to act like owners.

CUSTOMER
Exceeding customer expectations.

STAKEHOLDERS
Adding value for stakeholders.

WORKPLACE
Functioning with energy and passion.

ENVIRONMENT
Driving quality, safety, and environmental care.

EFFECTIVENESS
Emphasis effectiveness through efficient actions.

Values

RESPECT
Treat everyone with dignity and respect.

INTEGRITY
Say and do only what is right.

DIVERSITY
Embrace the diverse perspectives.

GROWTH
Work towards growth as a way of life.

INCLUSION
Maintain an open and inclusive environment in team Autoline.

QUALITY
Right the first time, on time, every time.

Integrated Infrastructure

Our manufacturing infrastructure comprises 5 state-of-the-art units equipped with advanced tools and machinery to design, develop, and produce complex sheet metal parts. All our manufacturing facilities are certified as IATF 16949 QMS Compliant by TUV (Rh), Germany.

We also have a dedicated design and engineering unit with the latest CAD and CAE software and the second largest tool room in Pune with a built-up area of 60,000 sq. ft. The tool room is equipped with ultra-modern CNC and dedicated presses for tool tryouts. An in-house testing and validation facility has been established for testing our own proprietary products.

Major certifications

ISO 16949 CERTIFIED

ISO 14001

OHSAS

TÜV Rheinland CERTIFIED

Global Supplier Quality

IATF

AUGUST 2022 - TATA MOTORS AWARDED "AUTOLINE" FOR THE BEST PERFORMANCE IN PASSENGER VEHICLES SEGMENT (PV)

Manufacturing Locations

Strategic presence with customer footprint optimization

1

Chakan Unit I
Pune, Maharashtra
Unit I Area – 11,400 sqm

2

Chakan Unit II
Pune, Maharashtra
Unit II Area – 58,364 sqm

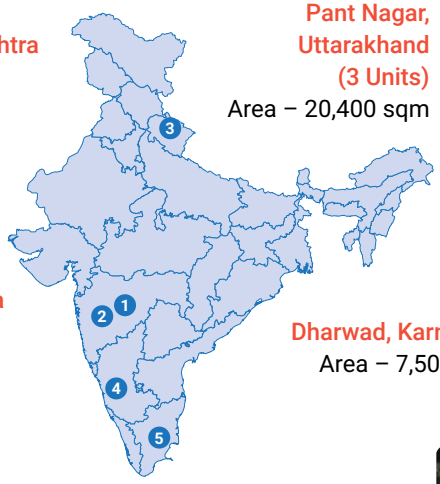

3

Pant Nagar, Uttarakhand (3 Units)
Area – 20,400 sqm

4

Dharwad, Karnataka
Area – 7,500 sqm

5

Hosur, Tamil Nadu
Area – 3,200 sqm

Our Product Portfolio

BIW PANELS



Floor Panels

Cowl Front Center

Assembly- Central Panel

Assembly Sub structure with Floor

Assembly Under Body Complete

Load Body

HANGING PARTS

Assembly Door Boost

Assembly Front Grill

Assembly Panel Bluster LCV

Assembly Front Bumper

Assembly Fender LH RH

Assembly Rocker Cover

WELDED ASSY

Assembly Narrow Firewall

Assembly Firewall

Assembly Sidewall

KINEMATIC ASSY


Foot Control Modules

Parking Brakes


Hinges

Cab Stay Tilt Assembly

Cab Mounting Assembly-Brake


Assembly- Brake Pedal

EXHAUST AND OTHER SUB ASSEMBLIES


Air Baffle Assembly

Assembly- Air Pre-Cleaner

Assembly Housing Air Cleaner

Key Differentiators

- Company with a strong design and development team having executed key projects with global OEMs
- Company with one of the largest press shop in Pune
- Company with one of the biggest press machine in Pune – 2000T Hyd
- Company with the largest integrated tool room in Pune
- Diverse product portfolio
- Long-standing association with OEMs

Key Figures

5
Manufacturing units

2,000+
Products

4
States of presence

84,000 MT
Installed steel processing capacity

₹566.38 Crores
Actual revenue for FY 2021-22

Marquee Clientele

We are preferred suppliers to...

BIW* Parts

TATA
Mahindra
ASHOK LEYLAND
DAIMLER
TATA HITACHI
Cummins

Small Mechanical Assemblies

TATA
ASHOK LEYLAND
DAIMLER
Volkswagen

Exhaust Systems

TATA
AMW THE GLOBAL TRUCK
HYUNDAI CONSTRUCTION EQUIPMENT
Cummins
SANY
Atlas Copco

Other Major Customers

FCA PARTNERS
dinex
Olectra
PURE ELECTRIC VEHICLE
SONO MOTORS
EULER
Eruvaka
KETO
ALTIGREEN DRIVE ELECTRIC
GODAWARI ELECTRIC MOTORS PRIVATE LIMITED

*BIW: Body in White

Our Journey

1996-1998

Incorporated as Autoline Stamping Private Limited

Obtained the vendor code for direct supplies to Bajaj Auto Limited and Tata Motors Limited

Started manufacturing units at Kudalwadi

1999-2005

Started manufacturing units at Chakan and Pimpri

2006-2012

Started manufacturing units at Pantnagar (Uttarakhand), Bhosari (Pune), and Dharwad (Karnataka)

Acquired 100% stake in Dimensions Engineering Services and Nirmiti Auto Components

Listed on BSE and NSE

Overseas investment – acquired 100% stake in an Auto Ancillary Entity in USA

Set up AIPL for development of residential/ commercial projects

2013-2016

Expanded product portfolio and client base

Started supplying to OEMs

Commenced consolidation of manufacturing facilities

Debt restructuring

Infusion of funds by the Promoters

2017-2022

Started manufacturing unit at Hosur, Tamil Nadu

Entry of Marquee Investors by contributing in equity capital

Strategically consolidated three plants in Pune and one in Dharwad

Technology collaboration with Tae Sung

Forayed into new product lines; E-bicycle

Penetrated in Railway business

Chairman's Message

WE ARE OPTIMISTIC AND POSITIVELY LOOKING FORWARD TO THE FRUITION OF THESE DEVELOPMENTS. WE HAVE GOOD MOMENTUM IN THE COMING YEARS AND ARE CONFIDENT THAT WE WILL CONTINUE TO EXECUTE IN LINE WITH OUR STRATEGY AND DRIVE HIGH GROWTH.

Dear Shareholders,

Hope you all are doing well and safe!

It gives me immense pleasure to present our Annual Report for FY 2021-22. Despite the challenging business environment, your Company witnessed remarkable revenue growth and higher EBITDA margins during the year.

The automotive industry remained subdued in the first quarter of FY 2021-22 owing to rising incidences of the COVID-19 pandemic. As we moved into the second quarter, the semiconductor chip shortage and inflationary pressures impacted the industry's demand for automobiles. The fourth quarter witnessed the Russia-Ukraine conflict, which impacted the global economy and raised prices.

On the positive side, the technology landscape is fast-changing. The transition to electric mobility, energy efficiency, and alternate fuel usage are some of the emerging trends. This calls for technological upgrades across the sector to keep up with evolving market trends.

After several years of challenges and disruptions, your Company delivered a strong performance in FY 2021-22. Our revenues increased by 99.33% to ₹ 56,637.89 Lakhs from ₹ 28,414.44 Lakhs in FY 2020-21. PAT for the year stood at a whopping ₹ 750.03 Lakhs as against a loss of ₹ 3,561.12 Lakhs in FY 2020-21. Our credit rating has been upgraded to "B+ Stable" which is 5 notch up from previous Credit rating owing to sustainable growth in revenue and improvement in the bottom line apart from improving debt metrics. Increased operational efficiency, productivity improvement, and significant cost-saving measures have helped us achieve higher EBITDA margins.

I am pleased to inform you all that Tata Motors Limited (TML), one of your Company's major and most admired clients, has awarded your Company with Best Performance Award in the category of Passenger Vehicles ('PV') on August 2, 2022. The Award was bestowed on the basis of 3 parameters, namely:

1. Maintaining a day's Finished Goods Stock
2. Adherence to SVRS (Sequential Vehicle Reporting System)
3. Ensuring of Zero Downtime

Further, to strengthen the EV segment, your Company has incorporated a wholly-owned subsidiary named Autoline E-Mobility Private Limited (AEMPL) in March 2022. This subsidiary will serve the growing electric mobility segments. Keeping up with evolving customer aspirations and environmental norms, your Company introduced e-cycles in three sizes i.e., 24, 26 & 27.5 inches under the brand name "e-speed".

In another significant development, your Company has relocated its manufacturing unit at Hosur, Tamil Nadu to increase capacity and secure additional business from renowned OEMs. This relocation has eased transportation, reduced overheads, and increased efficiency in Commercial Vehicle (CV) operations. Initiatives are being taken to tap EV business at large scale by further expanding Hosur facility.

The rapidly globalizing world is opening newer opportunities for the automotive industry, especially as it makes a shift towards electric, electronic, and hybrid cars. Over the next decade, this will lead to newer verticals and opportunities for auto component manufacturers. We are optimistic and positively looking forward to the fruition of these developments. We have good momentum in the coming years and are confident that we will continue to execute in line with our strategy and drive high growth.

I would like to take this opportunity to extend our gratitude to our stakeholders for their unstinted faith and support, even during difficult times. My sincere appreciation also goes out to our dedicated employees for their tremendous efforts which, above everything else, have placed us where we are today and will continue shaping our future.

Warm Regards,

Prakash Nimbalkar
Chairman & Independent Director
DIN: 00109947

Financial Performance

(Consolidated basis)

Revenue (₹ in Lakhs)



PBT (₹ in Lakhs)

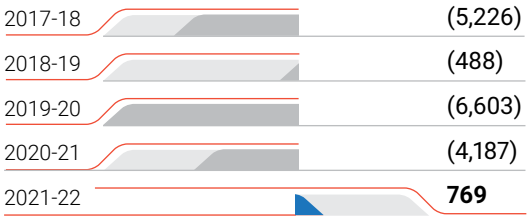

PAT (₹ in Lakhs)

Net Worth (₹ in Lakhs)



EPS (₹)

PARTICULARS	2021-22	2020-21	2019-20	2018-19	2017-18
OPERATING RESULTS					
Sales and Other Income	57002	28641	31878	45458	40489
Profit before Depreciation, Interest & Tax	5350	1053	(1008)	989	686
Less: Depreciation	2013	2043	2095	2123	2226
Finance Cost	2568	3197	3133	3752	3686
Profit before Tax (PBT)	769	(4187)	(6603)	(488)	(5226)
Profit after Tax (PAT)	769	(4187)	(6603)	(495)	(5237)
ASSETS					
Non-Current Assets	18798	20212	22627	24348	26097
Current Assets	29911	22438	20534	28285	23630
Total	**48709**	**42650**	**43161**	**52633**	**49727**
EQUITY & LIABILITIES					
Share Capital	3796	3096	2703	2703	2100
Other Equity	2268	(911)	1425	8038	4855
Non-Controlling Interest	6483	6237	6211	6228	6225
Total Shareholder's Fund	**12547**	**8422**	**10339**	**16969**	**13180**
Non-Current Liabilities	3007	6677	5058	8897	15864
Current Liabilities	33155	27551	27764	26767	20682
Total Liabilities	**36162**	**34228**	**32822**	**35664**	**36547**
Total Equity & Liabilities	**48709**	**42650**	**43161**	**52633**	**49727**
OTHERS					
Face Value of Share	10	10	10	10	10
Number of Issued Shares	379631640	309631640	27027585	27027585	21000188
Earnings Per Share (EPS)	2.09	(14.48)	(24.43)	(2.32)	(29.05)

Operational Highlights

Bagged order for Pedal box and BIW assemblies from a major electric 4-wheeler OEM from Germany

Bagged order for manufacturing of Stainless Steel Assemblies for the fishing industry, to be supplied globally

Completed Cabin and Chassis assembly for an Indian commercial electric vehicle Manufacturer

Press Shop & Weld Shop establishment at Hosur for major OEM in Southern India with a potential target of ₹ 100 Crores in three years

Addition of 5 Robotic welding set-ups at Hosur, for one of the Company's major OEM, for manufacturing a critical frontal Crash Assembly

Added welded assembly for engine parts from India's biggest SUV manufacturer

Addition of Critical Cross Car Beam (CCB) for India's biggest Truck Manufacturer.

Launched three new variants of E-Cycles



Board of Directors

Mr. Prakash Nimbalkar
Chairman (Independent Director)

Mr. Nimbalkar is the Chairman (Non-Executive and Independent Director) of the Company. He is a commerce graduate and holds a law degree (LLB) and is the certificated associate of Indian Institute of Bankers (CAIIB). He has over 34 years of experience with the Reserve Bank of India (RBI), Industrial Development Bank of India (IDBI) and Small Industries Development Bank of India (SIDBI). As the Chairman of SIDBI Venture Capital Limited, he was looking after the policy formulation, sanctions, and monitoring of venture capital projects. At RBI, his responsibilities involved surveillance of commercial banks, branches of foreign banks and central /state co-operative banks engaged in agricultural finance.

Mr. Shivaji Akhade
Managing Director and Chief Executive Officer

Mr. Akhade is the Co-founder, Promoter, and Managing Director & CEO of the Company with varied experience in trading as well as manufacturing. He is a commerce graduate and manages overall operations and supports marketing activities of the Company. He has been providing the vision and direction to the Company since inception. He is fully conversant with the technicalities of the production process due to his experience in the early days of the firm when he looked after the responsibility of production.

Mr. Sudhir Mungase
Whole-Time Director

Mr. Mungase is the Co-founder, Promoter, and Whole-time Director of the Company. He has been associated with manufacturing, operations and maintenance activities of the Company for the past 25 years and has acquired experience in Sheet Metal Press Operations. He looks after the production and maintenance under the direct supervision and guidance of the Managing Director. He is monitoring overall activities of the Integrated Township Project of Autoline Industrial Parks Limited, a subsidiary of Autoline Industries Limited.

CA Vijay Thanawala
Independent Director

CA Thanawala is the Director (Non-executive and Independent Director) of the Company. He is a commerce graduate and a fellow member of the Institute of Chartered Accountants of India (FCA). He is senior partner of M/s Tandon & Thanawala, Chartered Accountants. He also has his own proprietary concern in the name and style of M/s. Thanawala & Company. He has been a practicing Chartered Accountant for more than 40 years and has varied experience in the field of Audit, Taxation, and Management Consultancy.

Mr. Sridhar Ramachandran
Nominee Director

Mr. Ramachandran is a turnaround strategy specialist and comes with over 30 years of significant experience in the general and financial turnaround management of companies across Asia and Africa. He has held leadership positions in different roles including, Alpen Capital, Brescon Corporate Advisors, Pioneer Embroideries, SKD Group (Hong Kong), Texmaco-Polysindo Group (Indonesia, South Africa & Botswana), Utexrwa (Rwanda). Post his return to India in 2008, he was involved in investment banking including Debt Restructuring, M&A, and Private Equity. He is a qualified Chartered Accountant from the Institute of Chartered Accountants of India (1988), Cost Accountant from the Institute of Cost Accountants of India (1989) and a CPA from Colorado State, USA (2005). He is also a commerce graduate from Madras University (1984).

Ms. Rajashri Sai
Independent Director

Ms. Sai is the founder of Impactree Data Technologies and Zuppa Geonavigation. Impactree is a technology company that works at aligning the vision of social enterprises and enabling scale-up of initiatives by working with social data among last-mile communities. She started her journey as a young student interested in environment & social development. In 2011, she was selected as a fellow participant in the Jagriti Yatra after which she left her corporate career to pursue social entrepreneurship to positively impact one million people in her lifetime. Her professional experience as a lawyer and member of the Institute of Company Secretary of India, with her unique experience in the development sector, allows her to collate insights from both the for-profit and non-profit organizations and successfully scale programs in rural India. Recently, she participated in an annual meet of the World Economic Forum in Davos, Switzerland as one of the 8 representatives nominated by Tamilnadu Government.

Corporate Information

Mr. Vilas Lande
Chairman Emeritus

BOARD OF DIRECTORS

Mr. Prakash Nimbalkar
Chairman (Independent Director)

Mr. Shivaji Akhade
Managing Director & CEO

Mr. Sudhir Mungase
Whole-time Director

CA. Vijay Thanawala
Independent Director

Ms. Rajashri Sai
Independent Director

Mr. Sridhar Ramachandran
Nominee Director

Statutory Auditors

M/s. A. R. Sulakhe & Co.
Chartered Accountants, Pune

Internal Auditors

M/s Moore Stephens
Singhi Advisors LLP
Chartered Accountants, Pune

Chief Financial Officer

Mr. Venugopal Pendyala

Company Secretary

CS Ashish Gupta
(Up to March 15, 2022)

CS Shilpa Walunj
(From March 16, 2022)

REGISTERED OFFICE

Survey Nos. 313, 314, 320 to 323
Nanekarwadi, Chakan,
Taluka - Khed,
District Pune - 410 501
Tel: +91-2135-664865/6,
CIN: L34300PN1996PLC104510
E-mail: investorservices@autolineind.com
Website: www.autolineind.com

BANKERS / LENDERS

Bank of Baroda

TATA Motors Finance Solutions Limited

JM Financial Asset Reconstruction Company Limited

Registrar and Share Transfer Agents

Link Intime India Pvt. Ltd.
Block 202, 2nd Floor, Akshay Complex, Off Dhole Patil Road, Near Ganesh Mandir,
Pune - 411 001,
Phone: (020) - 26161629, 26160084
Fax: 020 26163503
E-mail: pune@linkintime.co.in
Website: www.linkintime.co.in

FACTORY/UNITS

1) S. Nos. 291 to 295, Nanekarwadi, Chakan, Taluka - Khed, Dist Pune - 410 501.
2) S. Nos. 313, 314, 320 to 323, Nanekarwadi, Chakan, Taluka - Khed, Dist Pune - 410 501.
3) Plot Nos. 5, 6 and 8, Sector 11, II E, TML Vendor Park, SIDCUL, Rudrapur, Uttarakhand - 263 153.
4) Plot No. 186 - A, Belur Industrial Area Growth Centre, Industrial Area Garag, Opp. High Court, Dharwad - 580 011, Karnataka.
5) Survey No.53, 36/2, 36/3, situated at Moorthigana Dinna Village, Dasaripalli, Hosur Bagalur Road, Hosur Taluk, Tamil Nadu - 635 109

SUBSIDIARIES / ASSOCIATES

1) Autoline Industrial Parks Limited
S. Nos. 313, 314, 320 to 323, Nanekarwadi, Chakan, Taluka - Khed, Dist. Pune - 410 501.
2) Autoline Design Software Limited
First Floor, E-12(17) (8), MIDC, Bhosari, Pune - 411 026.
3) Autoline E-Mobility Private Limited
S. Nos. 313, 314, 320 to 323, Nanekarwadi, Chakan, Taluka - Khed, Dist. Pune - 410 501.
4) Autoline Locomotive Parts LLP
S. Nos. 313, 314, 320 to 323, Nanekarwadi, Chakan, Taluka - Khed, Dist. Pune - 410501.
5) Koderat Investments Limited
Griva Digeni 115, Trident Centre, 3101, Limassol, Cyprus.

KEY MANAGEMENT TEAM

Mr. Shivaji Akhade
Managing Director & CEO

Mr. Sudhir Mungase
Whole-time Director

Mr. Venugopal Pendyala
Chief Financial Officer

Mr. Mayank Sharma
Chief Operating Officer

CS Ashish Gupta
Company Secretary
(Up to March 15, 2022)

CS Shilpa Walunj
Company Secretary
(From March 16, 2022)

Mr. Rahul Chorghe
Head – Human Resources

Mr. Satish Satpute
Head – Commercials

Mr. Faiyaz Kashi
Head – Business Development

Mr. Vinod Chandak
Head – Materials

Mr. Ramesh Chavan
Head – IT

Mr. Yogesh Ghodekar
Head – Quality

Mr. Manoj Bhaiswar
Plant-Head Chakan Unit 1

Mr. Dharmendra Bomewar
Plant-Head Chakan Unit 2

Mr. S. Gowrishankar
Plant-Head-Hosur

Mr. Sanjiv Walia
Plant-Head-UKD

Mr. Sachin Bhaiya
Head – EV (Marketing & Sales)

Mr. Dilip Kand
CFO (AIPL)

Mr. Shalil Akre
Head – Design (ADSL)

Notice

Notice is hereby given that the Twenty Sixth Annual General Meeting of the Members of Autoline Industries Limited will be held on Thursday, September 29, 2022 at 3:30 p.m. through Video Conferencing ("VC") / Other Audio Visual Means ("OAVM"), to transact the following businesses:

Ordinary Business

1. **To receive, consider and adopt the audited financial statements of the Company on a standalone and consolidated basis, for the financial year ended March 31, 2022, the reports of the Board of Directors and Auditors thereon.**

2. **To appoint a Director in place of Mr. Shivaji Akhade, Managing Director & CEO (DIN: 00006755), who retires by rotation at the ensuing Annual General Meeting and being eligible has offered himself for re-appointment.**

3. **To appoint Statutory Auditors of the Company to hold office for a period of 5 years from the conclusion of Twenty Sixth Annual General Meeting until the conclusion of the Thirty First Annual General Meeting of the company and to fix their remuneration and in this regard to consider and if thought fit, to pass, with or without modification(s), the following resolution as an Ordinary Resolution:**

   "RESOLVED THAT pursuant to the provisions of Section 139, 141, 142 of the Companies Act, 2013 and other applicable provisions, if any, of the Companies Act, 2013 read with the Companies (Audit and Auditors) Rules, 2014 and in accordance with SEBI (Listing Obligations And Disclosure Requirements) Regulations, 2015 (including any statutory modification(s) or re-enactment(s) thereof, for the time being in force), and pursuant to the recommendation of the Audit Committee of the Company, M/s. Sharp & Tannan Associates, Chartered Accountants (FRN: 109983W), be and are hereby appointed as the Statutory Auditors of the Company to hold office for the first term of five consecutive years from the conclusion of this 26th Annual General Meeting to the conclusion of 31st Annual General Meeting of the company at such remuneration plus taxes and reimbursement of out of pocket expenses in connection with audit of accounts of the Company, as may be mutually agreed between the Board of Directors of the Company and the said Auditors."

By Order of the Board of Directors of
Autoline Industries Limited

Shilpa Walunj
Company Secretary & Compliance Officer
Membership No. : A38259

Pune, August 29, 2022

Registered Office: Survey No. 313, 314, 320 to 323
Nanekarwadi, Chakan, Taluka- Khed, District- Pune 410 501
CIN: L34300PN1996PLC104510
E-mail: investorservices@autolineind.com

NOTES

1. In view of the Covid-19 pandemic, the Ministry of Corporate Affairs ("MCA") has vide its General Circular No. 2/2022 dated May 5, 2022 read together with General Circular No.14/2020 dated April 8, 2020, General Circular No. 17/2020 dated April 13, 2020 and General Circular No. 20/2020 dated May 5, 2020, General Circular No. 02/2021 dated January 13, 2021, General Circular No. 19/2021 dated December 8, 2021 and 21/2021 dated December 14, 2021 and the rules made thereunder on account of the threat posed by COVID-19' (collectively referred to as 'MCA Circulars') and the Securities and Exchange Board of India ('SEBI') vide its circular No. SEBI/HO/CFD/CMD2/CIR/P/2022/62 dated May 13, 2022 read with circular No. SEBI/HO/CFD/CMD1/CIR/P/2020/79 dated May 12, 2020 and circular No. SEBI/HO/CFD/CMD2/CIR/P/2021/11 dated January 15, 2021 in relation to Relaxation in relation to compliance with certain provisions of SEBI (Listing Obligations and Disclosure Requirements) Regulations 2015 - COVID-19 pandemic (collectively referred to as 'SEBI Circulars') permitted the holding of the Annual General Meeting ('AGM'/'the Meeting') through Video Conferencing (VC)/ Other Audio Visual Means (OAVM), without the physical presence of the Members at a common venue. In compliance with the provisions of the Companies Act, 2013 ('Act'), the SEBI (Listing Obligations and Disclosure Requirements) Regulations, 2015 ('SEBI Listing Regulations') and MCA Circulars, the 26th AGM of the Company is being held through VC/OAVM on Thursday, September 29, 2022 at 3:30 p.m. IST. The deemed venue for the AGM will be the Registered Office of the Company.

2. Generally, a member entitled to attend and vote at the meeting is entitled to appoint a proxy to attend and vote on a poll instead of himself/herself and the proxy need not be a member of the Company. Since this AGM is being held through VC/OAVM pursuant to the MCA Circulars, physical attendance of members has been dispensed with. Accordingly, the facility for appointment of proxies by the members will not be available for the AGM and hence the Proxy Form and Attendance Slip are not annexed hereto.

3. Members may please note that since the AGM is being held through VC/OAVM Modes, the route map of the Venue of the meeting is not annexed hereto.

4. Institutional Investors, who are members of the Company, are encouraged to attend and vote at the 26th AGM through VC/OAVM facility. Corporate members intending to appoint their authorized representatives pursuant to Sections 112 and 113 of the Act, as the case may be, to attend the AGM through VC/OAVM or to vote through remote e-voting are requested to send a certified copy of the Board Resolution to the Scrutinizer by e-mail sunil.nanal@kanjcs.com with a copy marked to evoting@nsdl.co.in

5. Pursuant to the provisions of Section 108 of the Companies Act, 2013 read with Rule 20 of the Companies (Management and Administration) Rules, 2014 (as amended) and Regulation 44 of SEBI (Listing Obligations & Disclosure Requirements) Regulations 2015 (as amended), and the MCA Circulars as stated above, the Company is providing facility of remote e-voting to its Members in respect of the business to be transacted at the AGM. For this purpose, the Company has entered into an agreement with National Securities Depository Limited (NSDL) for facilitating voting through electronic means, as the authorized agency. The facility of casting votes by a member using remote e-voting system for the AGM will be provided by NSDL.

6. Only registered members of the Company may attend and vote through VC/OAVM facility.

7. Members attending the AGM through VC/OAVM shall be counted for the purpose of reckoning the quorum under Section 103 of the Act.

8. The Members can join the AGM in the VC/OAVM mode 15 minutes before and after the scheduled time of the commencement of the Meeting by following the procedure mentioned in the Notice. Members, who would like to ask questions during the AGM with regard to the financial statements or any other matter to be placed at the AGM, need to register themselves as a speaker by sending a request from their registered email address mentioning their name, DP ID and Client ID number/ folio number and mobile number, to reach the Company's email address investorservices@autolineind.com at least 7 days in advance before the start of AGM, i.e. by September 22, 2022 by 03:30 p.m. Only those members who have pre-registered themselves as a speaker will be allowed to express their views/ ask questions during the AGM. The Company reserves the right to restrict the number of speakers depending on the availability of time for the AGM.

9. **Voting through electronic means:**
   Members may exercise their right either by (a) remote e-voting prior to the AGM as explained herein below or (b) e-voting during the AGM as explained below:

   The instructions for members voting electronically and joining Annual General Meeting are as under:

   The remote e-voting period begins on Monday, September 26, 2022 at 09:00 a.m. and ends on Wednesday, September 28, 2022 at 05:00 p.m. During this period members of the Company, holding

shares either in physical form or in dematerialized form, as on the Cut-off Date (Record Date) on Thursday, September 22, 2022 may cast their vote electronically. A person who is not a member as on the cut-off date should treat this Notice for information purposes only. The remote e-voting module shall be disabled by NSDL for voting thereafter.

The procedure to login and access remote e-voting as devised by depositories/depository participants is given below:

Step 1: Access to NSDL e-Voting system

Login method for e-voting and joining virtual meeting for individual shareholders holding securities in demat mode

How do I vote electronically using NSDL e-Voting system?

The way to vote electronically on NSDL e-Voting system consists of "Two Steps" which are mentioned below:

Step 1: Access to NSDL e-Voting system

A) Login method for e-Voting and joining virtual meeting for Individual shareholders holding securities in demat mode

In terms of SEBI circular dated December 9, 2020 on e-Voting facility provided by Listed Companies, Individual shareholders holding securities in demat mode are allowed to vote through their demat account maintained with Depositories and Depository Participants. Shareholders are advised to update their mobile number and email Id in their demat accounts in order to access e-Voting facility.

Login method for Individual shareholders holding securities in demat mode is given below:

Type of shareholders	Login Method
Individual Shareholders holding securities in demat mode with NSDL.	1. Existing **IDeAS** user can visit the e-Services website of NSDL Viz. https://eservices.nsdl.com either on a Personal Computer or on a mobile. On the e-Services home page click on the **"Beneficial Owner"** icon under **"Login"** which is available under **'IDeAS'** section, this will prompt you to enter your existing User ID and Password. After successful authentication, you will be able to see e-Voting services under Value added services. Click on **"Access to e-Voting"** under e-Voting services and you will be able to see e-Voting page. Click on company name or **e-Voting service provider i.e. NSDL** and you will be re-directed to e-Voting website of NSDL for casting your vote during the remote e-Voting period or joining virtual meeting & voting during the meeting. 2. If you are not registered for IDeAS e-Services, option to register is available at https://eservices.nsdl.com. Select **"Register Online for IDeAS Portal"** or click at https://eservices.nsdl.com/SecureWeb/IdeasDirectReg.jsp 3. Visit the e-Voting website of NSDL. Open web browser by typing the following URL: https://www.evoting.nsdl.com/ either on a Personal Computer or on a mobile. Once the home page of e-Voting system is launched, click on the icon "Login" which is available under 'Shareholder/Member' section. A new screen will open. You will have to enter your User ID (i.e. your sixteen digit demat account number hold with NSDL), Password/OTP and a Verification Code as shown on the screen. After successful authentication, you will be redirected to NSDL Depository site wherein you can see e-Voting page. Click on company name or **e-Voting service provider i.e. NSDL** and you will be redirected to e-Voting website of NSDL for casting your vote during the remote e-Voting period or joining virtual meeting & voting during the meeting. 4. Shareholders/Members can also download NSDL Mobile App **"NSDL Speede"** facility by scanning the QR code mentioned below for seamless voting experience. **NSDL Mobile App is available on** App Store Google Play
Individual Shareholders holding securities in demat mode with CDSL	1. Existing users who have opted for Easi / Easiest, they can login through their user id and password. Option will be made available to reach e-Voting page without any further authentication. The URL for users to login to Easi / Easiest are https://web.cdslindia.com/myeasi/home/login or www.cdslindia.com and click on New System Myeasi. 2. After successful login of Easi/Easiest the user will be also able to see the E Voting Menu. The Menu will have links of e-Voting service provider i.e. NSDL. Click on NSDL to cast your vote.

Type of shareholders	Login Method
	3. If the user is not registered for Easi/ Easiest, option to register is available at https://web.cdslindia.com/myeasi/Registration/EasiRegistration 4. Alternatively, the user can directly access e-Voting page by providing demat Account Number and PAN No. from a link in www.cdslindia.com home page. The system will authenticate the user by sending OTP on registered Mobile & Email as recorded in the demat Account. After successful authentication, user will be provided links for the respective ESP i.e. NSDL where the e-Voting is in progress.
Individual Shareholders (holding securities in demat mode) login through their depository participants	You can also login using the login credentials of your demat account through your Depository Participant registered with NSDL/ CDSL for e-Voting facility. upon logging in, you will be able to see e-Voting option. Click on e-Voting option, you will be redirected to NSDL/CDSL Depository site after successful authentication, wherein you can see e-Voting feature. Click on company name or e-Voting service provider i.e. NSDL and you will be redirected to e-Voting website of NSDL for casting your vote during the remote e-Voting period or joining virtual meeting & voting during the meeting.

Important note: Members who are unable to retrieve User ID/ Password are advised to use Forget User ID and Forget Password option available at abovementioned website.

Helpdesk for Individual Shareholders holding securities in demat mode for any technical issues related to login through Depository i.e. NSDL and CDSL.

Login type	Helpdesk details
Individual Shareholders holding securities in demat mode with NSDL	Members facing any technical issue in login can contact NSDL helpdesk by sending a request at evoting@nsdl.co.in or call at toll free no.: 1800 1020 990 and 1800 22 44 30
Individual Shareholders holding securities in demat mode with CDSL	Members facing any technical issue in login can contact CDSL helpdesk by sending a request at helpdesk.evoting@cdslindia.com or contact at 022-23058738 or 022-23058542-43

B) Login Method for e-Voting and joining virtual meeting for shareholders other than Individual shareholders holding securities in demat mode and shareholders holding securities in physical mode.

How to Log-in to NSDL e-Voting website?

1. Visit the e-Voting website of NSDL. Open web browser by typing the following URL: https://www.evoting.nsdl.com/ either on a Personal Computer or on a mobile.
2. Once the home page of e-Voting system is launched, click on the icon "Login" which is available under 'Shareholder/Member' section.
3. A new screen will open. You will have to enter your User ID, your Password/OTP and a Verification Code as shown on the screen.

   Alternatively, if you are registered for NSDL eservices i.e. IDEAS, you can log-in at https://eservices.nsdl.com/ with your existing IDEAS login. Once you log-in to NSDL eservices after using your log-in credentials, click on e-Voting and you can proceed to Step 2 i.e. Cast your vote electronically.
4. Your User ID details are given below :

Manner of holding shares i.e. Demat (NSDL or CDSL) or Physical	Your User ID is:
a) For Members who hold shares in demat account with NSDL.	8 Character DP ID followed by 8 Digit Client ID For example if your DP ID is IN300*** and Client ID is 12****** then your user ID is IN300***12******.
b) For Members who hold shares in demat account with CDSL.	16 Digit Beneficiary ID For example if your Beneficiary ID is 12********** then your user ID is 12**********
c) For Members holding shares in Physical Form.	EVEN Number followed by Folio Number registered with the company For example if folio number is 001*** and EVEN is 101456 then user ID is 101456001***

5. Password details for shareholders other than Individual shareholders are given below:

a) If you are already registered for e-Voting, then you can use your existing password to login and cast your vote.

b) If you are using NSDL e-Voting system for the first time, you will need to retrieve the 'initial password' which was communicated to you. Once you retrieve your 'initial password', you need to enter the 'initial password' and the system will force you to change your password.

c) How to retrieve your 'initial password'?

(i) If your email ID is registered in your demat account or with the company, your 'initial password' is communicated to you on your email ID. Trace the email sent to you from NSDL from your mailbox. Open the email and open the attachment i.e. a .pdf file. Open the .pdf file. The password to open the .pdf file is your 8 digit client ID for NSDL account, last 8 digits of client ID for CDSL account or folio number for shares held in physical form. The .pdf file contains your 'User ID' and your 'initial password'.

(ii) If your email ID is not registered, please follow steps mentioned below in **process for those shareholders whose email ids are not registered.**

6. If you are unable to retrieve or have not received the " Initial password" or have forgotten your password:

a) Click on **"Forgot User Details/Password?"**(If you are holding shares in your demat account with NSDL or CDSL) option available on www.evoting.nsdl.com.

b) **Physical User Reset Password?"** (If you are holding shares in physical mode) option available on www.evoting.nsdl.com.

c) If you are still unable to get the password by aforesaid two options, you can send a request at evoting@nsdl.co.in mentioning your demat account number/folio number, your PAN, your name and your registered address etc.

d) Members can also use the OTP (One Time Password) based login for casting the votes on the e-Voting system of NSDL.

7. After entering your password, tick on Agree to "Terms and Conditions" by selecting on the check box.

8. Now, you will have to click on "Login" button.

9. After you click on the "Login" button, Home page of e-Voting will open.

Step 2: Cast your vote electronically and join General Meeting on NSDL e-Voting system.

How to cast your vote electronically and join General Meeting on NSDL e-Voting system?

1. After successful login at Step 1, you will be able to see all the companies "EVEN" in which you are holding shares and whose voting cycle and General Meeting is in active status.

2. Select "EVEN" of company for which you wish to cast your vote during the remote e-Voting period and casting your vote during the General Meeting. For joining virtual meeting, you need to click on "VC/OAVM" link placed under "Join General Meeting".

3. Now you are ready for e-Voting as the Voting page opens.

4. Cast your vote by selecting appropriate options i.e. assent or dissent, verify/modify the number of shares for which you wish to cast your vote and click on "Submit" and also "Confirm" when prompted.

5. Upon confirmation, the message "Vote cast successfully" will be displayed.

6. You can also take the printout of the votes cast by you by clicking on the print option on the confirmation page.

7. Once you confirm your vote on the resolution, you will not be allowed to modify your vote.

General Guidelines for shareholders

1. Institutional shareholders (i.e. other than individuals, HUF, NRI etc.) are required to send scanned copy (PDF/JPG Format) of the relevant Board Resolution/ Authority letter etc. with attested specimen signature of the duly authorized signatory(ies) who are authorized to vote, to the Scrutinizer by e-mail to sunil.nanal@kanjcs.com with a copy marked to evoting@nsdl.co.in. Institutional shareholders (i.e. other than individuals, HUF, NRI etc.) can also upload their Board Resolution / Power of Attorney / Authority Letter etc. by clicking on "Upload Board Resolution / Authority Letter" displayed under "e-Voting" tab in their login.

2. It is strongly recommended not to share your password with any other person and take utmost care to keep your password confidential. Login to the e-voting website will be disabled upon five unsuccessful attempts to key in the correct password. In such an event, you will need to go through the "Forgot User Details/Password?" or "Physical User Reset Password?" option available on www.evoting.nsdl.com to reset the password.

3. In case of any queries, you may refer the Frequently Asked Questions (FAQs) for Shareholders and e-voting user manual for Shareholders available at the download section of www.evoting.nsdl.com or call on toll free no.: 1800 1020 990 and 1800 22 44 30 or send a request to pallavid@nsdl.co.in at evoting@nsdl.co.in

Process for those shareholders whose email ids are not registered with the depositories for procuring user id and password and registration of e mail ids for e-voting for the resolutions set out in this notice:

1. In case shares are held in physical mode please provide Folio No., Name of shareholder, scanned copy of the share certificate (front and back), PAN (self-attested scanned copy of PAN card), AADHAR (self-attested scanned copy of Aadhar Card) by email to investorservices@autolineind.com.

2. In case shares are held in demat mode, please provide DPID-CLID (16 digit DPID + CLID or 16 digit beneficiary ID), Name, client master or copy of Consolidated Account statement, PAN (self attested scanned copy of PAN card), AADHAR (self-attested scanned copy of Aadhar Card) to investorservices@autolineind.com. If you are an Individual shareholder holding securities in demat mode, you are requested to refer to the login method explained at **step 1 (A)** i.e. **Login method for e-Voting and joining virtual meeting for Individual shareholders holding securities in demat mode.**

3. Alternatively shareholder/members may send a request to evoting@nsdl.co.in for procuring user id and password for e-voting by providing above mentioned documents.

4. In terms of SEBI circular dated December 9, 2020 on e-Voting facility provided by Listed Companies, Individual shareholders holding securities in demat mode are allowed to vote through their demat account maintained with Depositories and Depository Participants. Shareholders are required to update their mobile number and email ID correctly in their demat account in order to access e-Voting facility.

THE INSTRUCTIONS FOR MEMBERS FOR e-VOTING ON THE DAY OF THE AGM ARE AS UNDER:-

1. The procedure for e-Voting on the day of the AGM is same as the instructions mentioned above for remote e-voting.

2. Only those Members/shareholders, who will be present in the AGM through VC/OAVM facility and have not casted their vote on the Resolutions through remote e-Voting and are otherwise not barred from doing so, shall be eligible to vote through e-Voting system in the AGM.

3. Members who have voted through Remote e-Voting will be eligible to attend the AGM. However, they will not be eligible to vote at the AGM.

4. The details of the person who may be contacted for any grievances connected with the facility for e-Voting on the day of the AGM shall be the same person mentioned for Remote e-voting.

INSTRUCTIONS FOR MEMBERS FOR ATTENDING THE AGM THROUGH VC/OAVM ARE AS UNDER:

1. Member will be provided with a facility to attend the AGM through VC/OAVM through the NSDL e-Voting system. Members may access by following the steps mentioned above for **Access to NSDL e-Voting system**. After successful login, you can see link of "VC/OAVM link" placed under **"Join meeting"** menu against company name. You are requested to click on VC/OAVM link placed under Join General Meeting menu. The link for VC/OAVM will be available in Shareholder/Member login where the EVEN of Company will be displayed. Please note that the members who do not have the User ID and Password for e-Voting or have forgotten the User ID and Password may retrieve the same by following the remote e-Voting instructions mentioned in the notice to avoid last minute rush.

2. Members are encouraged to join the Meeting through Laptops for better experience.

3. Further Members will be required to allow Camera and use Internet with a good speed to avoid any disturbance during the meeting.

4. Please note that Participants Connecting from Mobile Devices or Tablets or through Laptop connecting via Mobile Hotspot may experience Audio/Video loss due to Fluctuation in their respective network. It is therefore recommended to use Stable Wi-Fi or LAN Connection to mitigate any kind of aforesaid glitches.

5. Shareholders who would like to express their views/have questions may send their questions in advance mentioning their name, demat account number/folio number, email id, mobile number at investorservices@autolineind.com. The same will be replied by the company suitably.

10. Transfer to Investor Education and Protection Fund (the IEPF) :

Pursuant to the provisions of Section 124(5) of the Companies Act, 2013, the Company has transferred the unpaid or unclaimed dividends as and when declared up to the financial year 2013-14, to the Investor Education and Protection Fund (the IEPF) established by the Central Government. Details of dividends so far transferred to the IEPF authority are available on the website of IEPF authority and can be accessed through the link www.iepf.gov.in.

As provided under these Rules, the members would be allowed to claim such unpaid dividends and the shares transferred to the Fund by following the required procedure. Shareholders are requested to get in touch with the compliance officer for further details on the subject.

11. The relative Explanatory Statement pursuant to Section 102 of the Act though not strictly required in respect of the business set out above and Details of Directors retiring by rotation/ seeking appointment/ re-appointment at this meeting are provided in the Annexure -1 to this Notice.

12. Dispatch of Annual Report through Electronic Mode:

In compliance of the General Circular No. 2/2022 dated May 5, 2022 read together with General Circular No. 20/2020, dated May 5, 2020 and No. 02/2021 dated January 13, 2021 issued by the Ministry of Corporate Affairs ("MCA") and the Securities and Exchange Board of India ("SEBI") circular Nos. SEBI/HO/CFD/CMD2/CIR/P/2022/62 dated May 13, 2022 read with SEBI/ HO/CFD/CMD2/CIR/P/2021/11 dated January 15, 2021 and SEBI/HO/CFD/CMD1/CIR/P/2020/79 dated May 12, 2020, the notice of this AGM along with the 26th Annual Report is being sent only by electronic mode to all the members whose email addresses are registered with the Company/Depository Participant(s) for communication purposes, unless any member has requested for a physical copy of the same. Members may also note that the Notice of the 26th Annual General Meeting along with 26th Annual Report is available on the Company's website- www.autolineind.com and websites of the Stock Exchanges i.e. BSE Limited and National Stock Exchange of India Limited. The Electronic copies of all the documents referred in the Notice shall be made available for inspection.

13. The Securities and Exchange Board of India (SEBI) has mandated the submission of Permanent Account Number (PAN) by every participant in securities market. Members holding shares in electronic form are therefore, requested to submit their PAN to their Depository Participants with whom they are maintaining their demat accounts. Members holding shares in physical form can submit their PAN to Link Intime/ Company.

As per the provisions of Section 72 of the Act and SEBI Circular Members holding shares in physical form are mandated to make nomination in respect of their shareholding in the Company by submitting Form No. SH. 13. If a member desires to opt out or cancel the earlier nomination and record a fresh nomination he/she may submit the same in ISR-3 or SH-14 as the case may be. The said forms are available and can be downloaded from the Company's website- www.autolineind.com under the section 'Investor Relations'. Members are requested to submit the said details to their DP in case the shares are held by them in dematerialized form and to Link Intime/Company in case the shares are held in physical form.

14. Members who hold shares in physical form in multiple folios in identical names or joint holding in the same order of names are requested to send the share certificates to the Company, for consolidation in to a single folio. Request for consolidation shall be processed in Dematerialized format.

15. Non-Resident Indian Members are requested to inform Link Intime immediately of:

a) Change in their residential status on return to India for permanent settlement.

b) Particulars of their bank account maintained in India with complete name, branch, account type, account number, IFSC code and address of the bank with pin code number, if not furnished earlier.

16. To prevent fraudulent transactions, members are advised to exercise due diligence and notify the Company of any change in address or demise of any member as soon as possible. Members are also advised to not leave their demat account(s) dormant for long. Periodic statement of holdings should be obtained from the concerned Depository Participant and holdings should be verified from time to time.

17. Members are requested to intimate changes, if any, pertaining to their name, postal address, e-mail address, Telephone/mobile numbers, Permanent Account Number (PAN), mandates, nominations, power of attorney, bank details such as, name of the bank

and branch details, bank account number, MICR code, IFSC code, etc.

a. For shares held in electronic form: to their Depository Participants (DPs)

b. For shares held in physical form: to the Company/ Registrar and Transfer Agent in prescribed Form ISR-1 and other forms pursuant to SEBI Circular No. SEBI/HO/MIRSD/MIRSD_RTAMB/P/CIR/2021/655 dated November 3, 2021. The said forms are available and can be downloaded from the Company's website- www.autolineind.com under the section 'Investor Relations' and also available with RTAs.

18. Members may please note that SEBI vide its Circular No. SEBI/HO/MIRSD/MIRSD_RTAMB/P/CIR/2022/8 dated January 25, 2022 has mandated the listed companies to issue securities in dematerialized form only while processing service requests, viz., Issue of duplicate securities certificate; claim from unclaimed suspense account; renewal/exchange of securities certificate; endorsement; sub-division/splitting of securities certificate; consolidation of securities certificates/folios; transmission and transposition. Accordingly, Members are requested to make service requests by submitting a duly filled and signed Form ISR-4. The said form can be downloaded from the Company's website- www.autolineind.com under the section 'Investor Relations' and is also available on the website of the Link Intime at https://web.linkintime.co.in/client-downloads.html. It may be noted that any service request can be processed only after the folio is KYC Compliant.

19. SEBI vide its notification dated January 24, 2022 has amended Regulation 40 of the SEBI Listing Regulations and has mandated that all requests for transfer of securities including transmission and transposition requests shall be processed only in dematerialised form. In view of the same and to eliminate all risks associated with physical shares and avail various benefits of dematerialization, Members are advised to dematerialize the shares held by them in physical form. Members can contact the Company or Link Intime, for assistance in this regard.

20. Members desiring any information with regard to Accounts/Annual Reports are requested to write to the Company Secretary at least 10 days before the date of the Annual General Meeting so as to enable the Management to keep the information ready. Electronic copies of the relevant documents referred to in the AGM Notice and Explanatory Statement shall be made available for inspection by Members, if so desired. Electronic copies of necessary statutory registers and auditors report/certificates will be available for inspection by the members at the time of AGM. Members who wish to inspect the relevant documents referred above and in the Notice can send an email to: investorservices@autolineind.com up to date of this AGM.

21. Members who have not registered their e-mail addresses so far, are requested to register/update their e-mail address for receiving all communication including Annual Report, Notices, Circulars, etc. from the Company electronically.

22. Mr. Sunil G. Nanal (FCS No. 5977), Partner M/s. KANJ & Co. LLP, Practicing Company Secretaries has been appointed as the Scrutinizer to scrutinize the e-voting and poll process in a fair and transparent manner.

23. The scrutinizer shall, immediately after the conclusion of voting at the general meeting, first count the votes cast at the meeting, thereafter unblock the votes cast through remote e-voting in the presence of at least two witnesses not in the employment of the company and make a consolidated scrutinizer's report of the total votes cast in favour or against, if any, to the Chairman or a director authorized by board in writing who shall countersign the same. The Chairman or a director authorized by board shall declare the result of the voting forthwith but not later than 48 hours of conclusion of the meeting.

24. The Results declared along with the Scrutinizer's Report shall be placed on the Company's website www.autolineind.com and on the website of NSDL www.evoting.nsdl.com and communicated to the Stock Exchanges immediately after declaration. The result shall also be displayed on the Notice Board at the Registered Office of the Company.

25. Members are requested to send all their documents and communications pertaining to shares to Link Intime India Pvt. Ltd., Share Transfer Agent of the Company (Link Intime) at its address at Block 202, 2nd Floor, Akshay Complex, Off Dhole Patil Road, Near Ganesh Mandir, Pune- 411 001 (Maharashtra), India; Telephone No. (020)-26161629, 26160084; Fax No. (020)-26163503 for both physical and demat segment of Equity Shares. Please quote "Unit-Autoline Industries Limited" on all such correspondences. E-mail address of Link Intime is pune@linkintime.co.in.

EXPLANATORY STATEMENT

(Statement setting out material facts pertaining to ordinary business mentioned at Item No. 3 of the said Notice and in accordance with Regulation 36 of SEBI (Listing Obligations and Disclosure Requirements) Regulations, 2015, as amended from time to time)

ITEM NO. 3

ORDINARY BUSINESS

This Explanatory Statement is in terms of Regulation 36(5) of the Securities and Exchange Board of India (Listing Obligations and Disclosure Requirements) Regulations, 2015 ('SEBI Listing Regulations'), though it is not required in terms of Section 102 of the Act.

M/s. A.R. Sulakhe & Co, Chartered Accountants, (Firm Registration No.110540W) are the Statutory Auditors of the Company and will complete their second term on the conclusion of ensuing Twenty Sixth Annual General Meeting (AGM) of the Company and hence it is mandatory to rotate the statutory auditors on completion of their terms of appointment in accordance with Section 139 (2) of the Companies Act, 2013 ("Act") and the Rules made thereunder.

Accordingly, as per the said requirements of the Act, and on recommendation of Audit Committee the Board of Directors at their meeting held on August 29, 2022 have considered the matter and proposed to appoint M/s. Sharp & Tannan Associates Chartered Accountants, (Firm Registration No. 109983W) as Statutory Auditors of the company for 5 (Five) consecutive years and to hold office from the conclusion of this 26th Annual General Meeting to the conclusion of 31st Annual General Meeting of the company subject to the approval of the members in the general meeting.

M/s. Sharp & Tannan Associates, Chartered Accountants, have consented to the said appointment and confirmed that their appointment if made, would be within the limits specified under Section 141(3)(g) of the Act. They have further confirmed that they are not disqualified to be appointed as Statutory Auditors in terms of the provisions of the proviso to Section 139(1), Section 141(2) and Section 141(3) of the Act and the provisions of the Companies (Audit and Auditors) Rules, 2014.

In accordance with Regulation 36(5)(a) and (b) of the SEBI (Listing Obligations and Disclosure Requirements) Amendment Regulations, 2018, details of the disclosures required for Statutory Auditor proposed to be appointed are as under:

a. Proposed fees and Material Changes in fees payable- Your Board proposed fees of ₹ 37,00.000 (Rupees Thirty Seven Lakhs only) per annum plus reimbursement of expenses incurred on actual basis. Considering the vast experience, Knowledge and expertise in the area of Statutory Audit and as per mutual consultation with proposed statutory Auditor M/s. Sharp & Tannan Associates your Board recommends and proposes to pay ₹ 37,00,000 (Rupees Thirty Seven Lakhs only) per annum plus reimbursement of expenses incurred on an actual basis to the proposed Statutory Auditor M/s. Sharp & Tannan Associates subject to revision including upward revision of the remuneration during the proposed tenure of five years, in such manner and to such extent as may be decided by the Board and mutually agreed with the Statutory Auditors. For the subsequent years, the Board of Directors will decide the remuneration based on recommendations of Audit Committee.

b. Terms of appointment: Subject to Shareholders approval Auditor shall hold office for a term of 5 (Five) consecutive years from the conclusion of this Annual General Meeting to the conclusion of Thirty First Annual General Meeting of the company.

c. Basis of recommendation for appointment including the details in relation to and credentials: The Board of Directors, after considering the recommendation of Audit Committee, at its meeting held on August 29, 2022 have proposed the appointment of the Statutory Auditors, after considering their following credentials:

   1) M/s. Sharp & Tannan Associates Chartered Accountants, (Firm Registration No. 109983W) is a firm engaged in providing Audit & Assurance, Tax, Regulatory and Advisory services to various sectors for 90 years and thereby are rich in experience and expertise in the field of the above stated. Late Mr. C.R. Sharp & Late Mr. B. R. Tannan established the firm and has imbibed the firm with strong professional ethics and principles through the years. The firm also has been successfully peer reviewed.

   2) As per the requirement of the Act, M/s. Sharp & Tannan Associates Chartered Accountants have confirmed that the appointment if made would be within the limits specified under Section 141(3) (g) of the Act and it is not disqualified to be appointed as statutory auditor in terms of the provisions of the proviso to Section 139 and 141 of the Act and the applicable Rules.

   3) The Board of Directors are of the view that appointment of M/s. Sharp & Tannan Associates (Firm registration No 109983W) for 5 (Five) consecutive years from the conclusion of this

Annual General Meeting to the conclusion of Thirty First Annual General Meeting of the company would be beneficial for the Company and its stakeholders.

None of the Directors, Key Managerial Personnel of the company or their relatives are in any way financially or otherwise, directly or indirectly concerned or interested or related in the resolution with respect to the said proposed appointment of M/s. Sharp & Tannan Associates (Firm registration No 109983W) as Statutory Auditor of the Company. The Board recommends the Ordinary Resolution at Item no. 3 of this Notice for the approval of the members.

ANNEXURE -1 for Item No 2 of Ordinary Business

To appoint a Director in place of Mr. Shivaji Akhade Managing Director & CEO (DIN: 00006755), who retires by rotation at the ensuing Annual General Meeting and being eligible has offered himself for re-appointment.

Details of Director

Name of Director & DIN	Mr. Shivaji Akhade (00006755)
Date of Birth & Age	January 7, 1966; 56 Years
Qualification	B. Com
Expertise in specific functional Areas & Experience	Mr. Shivaji Akhade has been providing the vision and the direction to the Company since its inception. Mr. Shivaji Akhade is fully conversant with the technicalities of the production and other processes as a result of his expertise and in depth knowledge of auto sector. He is Co-founder and one of the Promoters and Managing Director of the Company since inception. He was appointed first time on December 16, 1996 in the company and re-appointed as Managing Director w.e.f. October 1, 2016.
Terms and conditions of appointment or re-appointment	Same as per previous appointment
Last drawn the remuneration	₹ 5,00,000 per month
Details of remuneration sought to be paid	₹ 5,00,000 per month
Date of first appointment on the Board	December 16, 1996
Names of listed entities in which the person holds the directorship and the membership of the committees of the Board	Nil except directorship in this Company and membership in the Company's Audit Committee & Stakeholders' Relationship Committee.
Shareholding (either by them/ beneficial) in the Company	He is a Promoter and co- founder of the Company, holding 5349981 equity shares– 14.09% of total paid up capital of the Company as on March 31, 2022
Relationship with other Directors, Manager and other Key Managerial Personnel of the company	Relationship with Managerial personnel - Mr. Shivaji Akhade is brother-in-law of Mr. Sudhir Mungase.

The number of Meetings of the Board attended during the year are given in the Corporate Governance Report which forms part of this Annual Report.

By Order of the Board of Directors of
Autoline Industries Limited

Shilpa Walunj
Company Secretary & Compliance Officer
Membership No. : A38259

Pune, August 29, 2022

Registered Office: Survey No. 313, 314, 320 to 323
Nanekarwadi, Chakan, Taluka- Khed, District- Pune 410 501
CIN: L34300PN1996PLC104510
E-mail: investorservices@autolineind.com

Directors' Report

Dear Members,

Your Directors are pleased to present the 26th Directors' Report on the business and operations of your Company together with the Audited Financial Statements for the year ended March 31, 2022.

1. Financial Results

The financial highlights for the year under review compared to the previous financial year are given below:

(₹ In Lakhs except EPS data)

Particulars	Standalone		Consolidated	
	31.03.2022	31.03.2021	31.03.2022	31.03.2021
Revenue from operations	56637.89	28414.44	56843.32	28469.48
Earnings before Interest, Financial Charges, Depreciation, Tax & Amortization – (EBIDTA)	4730.00	1123.97	4788.00	1026.36
Less: Finance Cost	2532.01	3186.13	2568.12	3196.98
Less: Depreciation & amortization expenses	2011.04	2043.42	2013.56	2043.42
Add: Exceptional items	563.08	544.46	563.08	26.52
Profit Before Tax	750.03	(3561.12)	769.40	(4187.52)
Tax Expense	0.00	0.00	0.00	0.00
Profit After Tax (PAT)	750.03	(3561.12)	769.40	(4187.52)
Other Comprehensive Income	44.40	(14.60)	47.68	(9.57)
Profit Attributable to group	794.43	(3575.72)	817.08	(4197.09)
Earnings per Share (Basic) (in ₹)	2.04	(12.32)	2.09	(14.48)
Earnings per Share (Diluted) (in ₹)	1.99	(12.32)	2.05	(14.48)

2. Transfer To Reserves

The Company does not propose to transfer any amount to general reserve on account of the inadequacy of profit during the year under review.

3. DIVIDEND

Though your Company has earned Profit after Tax (PAT) of ₹ 7.50 Crores during the year, the Board of Directors do not recommend dividend for the financial year 2021-22 as the Board wishes to retain the earnings to meet its financial obligations and for growth. No dividend was declared in the previous year.

4. Credit Rating

Infomerics Valuation and Rating Pvt Ltd ("IVR/ Infomerics") upgraded the outlook to IVR B+/Stable (IVR B+ with Stable outlook) for Long Term Bank Facilities and IVR A4 for Short Term Bank facilities which is a 5 notch upgrade in credit rating of the Company taking into consideration the turnaround performance of the Company.

5. State of the Company's Affairs, Financial Performance and Business Overview

Your Company started to turnaround in FY 2021-22 by achieving revenue of ₹ 566.38 Crores, the highest in the

last 7 years. The Company also achieved a Net Profit of ₹ 7.50 Crores, in comparison to the previous year's loss of ₹ 35.61 Crores. As enunciated in the cover pages of the last three Annual Reports, the Company had 'Determined to Deliver' the value for its stakeholders and the result is demonstrating its determination. Now the Company is focusing to bring consistency in its performance and hence its new motto is ***"Turnaround, Stability and Growth"*** to deliver consistently in the years to come. During the year under review, revenue from operations (on a standalone basis) excluding other income increased by 99.33% to ₹ 566.38 Crores as compared to ₹ 284.14 Crores in the previous year. The Company registered an EBIDTA of ₹ 47.30 Crores in FY 21-22 as compared to that of ₹ 11.23 Crores in the pandemic year of FY 20-21. Further, the company has successfully reduced its overall long-term debt burden during the year under review.

6. A Story of Transformation!

Looking back at the last 26 years, it is an incredible pride to see our organization developing a great value system, enhancing its competency to achieve its objectives. Your Company has witnessed ups and down, good and bad roads in its journey of 26 years. It is pertinent to note that the Company had recorded a PAT of ₹ 9.64 Crores in 2013 and then 7 years witnessed losses due to several factors. The Automotive sector in India has been in the state of stagnation for a few years owing to sectoral challenges and other factors. A combination of factors like new safety and environmental regulations, subdued demand, taxation, liquidity crunch after the NBFC crisis, fuel price hikes along with unstable economic conditions, uncertainty on EV regulations, etc. had a negative impact on the sector. The Covid-19 pandemic compounded the challenges.

With the great commitment and consistency by the Company's leadership, focused efforts in enhancing the operational and financial performance by way of consolidation of manufacturing facilities, divestment of foreign subsidiaries to focus on domestic manufacturing facilities and reduce the debts, infusion of Equity Capital by the Promoters and renowned & long term investors, supply chain streamlining, adding new revenue streams, cost rationalization, ensuring timely delivery of products that meet clients as well as industry standards of quality, and an upsurge in the demand of automobile succored the Company to turnaround its performance. The Board is confident that this transformation along with the sector reforms and EV wave will lead the way to achieve new heights in the years to come.

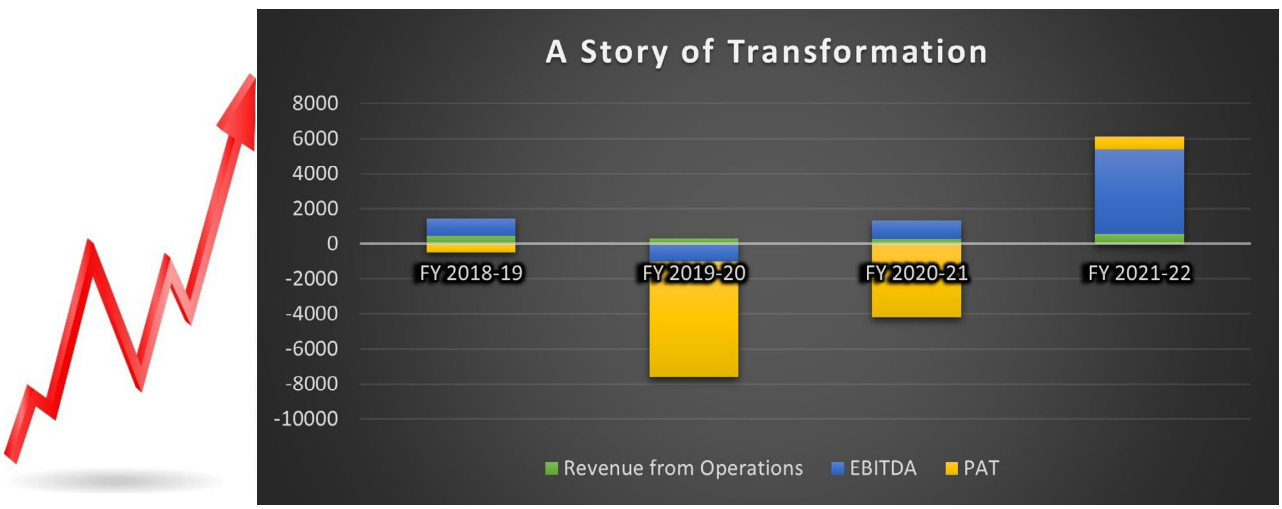

7. Set-up of New Ventures

Your company is utilizing its own capabilities and existing capacities to manufacture E-Cycles with the support of Autoline Design Software Limited (ADSL), a wholly owned subsidiary in design and development. To strengthen Company's EV segment, your Company has incorporated a wholly owned subsidiary Company, in the name of Autoline E-Mobility Private Limited ("AEMPL") on March 3, 2022 to cater the needs of the Electric Vehicles segment. Keeping the customer aspirations of fitness and environment conservation, your Company had introduced e-cycles in three sizes i.e., 24, 26 & 27.5 Inches with the brand name "e-speed". The Company has applied for registering the trademark 'e-speed' with the authority.

During the year under review, the Company launched 2 new models i.e., 27.5 Inches and 26 Inches Cargo & Flat Frame, fully designed, developed, and manufactured at the Bhosari Unit of the Company and selling PAN India. Your company is also working on prototypes of other own E-products and are in pipeline for launch.

8. Consolidation of Facilities

Your Company has been working on the consolidation of manufacturing units and monetization of surplus assets during the last few years with a view to harmonizing production, reduce costs and improve efficiency. The Company has consolidated its manufacturing facility of Bhosari Unit built on two plots 7 & 8 situated at E-12-17, Bhosari, Pune ("Bhosari Facility") to Chakan Unit and disposed of property situated at plot no. 8 of Bhosari Unit and repaid loan of Tata Motors Financial Solutions Limited ("TMFSL") partially. The Company has entered into a Memorandum of Undertaking (MoU) for disposal of its property situated at Plot no. 7 of Bhosari unit, Pune and the sale transaction is expected to materialize in the second quarter of FY 22-23.

Consequently, the operations of two wholly owned subsidiary companies viz. Autoline Design Software Limited ('ADSL') and Autoline E-Mobility Private Limited (AEMPL), from Bhosari facility have been shifted to a rented premises situated at the heart of Pimpri Chinchwad location i.e., Pimple Saudagar, Pune.

9. Relocation & Expansion of Hosur unit

As informed in previous year the Company has relocated its manufacturing unit at Hosur, Tamil Nadu to increase its capacity to secure additional business from Ashok Leyland and Daimler. The relocated unit has already commenced its operations and supplying the products to the customers. Relocation has eased transportation, reduced overheads and brought in efficiency in CV operations. The Company is in process of further expansion of its Hosur unit to a larger premises for tapping EV business at large scale.

10. Redemption of Debentures

As reported earlier, the Company had issued and allotted 21,42,857 Optionally Convertible Debentures ("OCD's") carrying 9% interest to JM Financial ARC ("JMFARC") on November 10, 2020, by converting its secured loan upto ₹15,00,00,000 (Rupees Fifteen Crores only) and fixed conversion price of ₹70/- for each converted equity shares, if option is exercised by JMFARC.

Since JMFARC had not exercised the option of conversion, the OCDs were redeemed on the maturity date by availing a new term loan of ₹15 Crores from JMFARC.

11. Raising of Funds Through Preferential Allotment

The Board of Directors at its meeting held on March 16, 2021, had approved raising of equity funds to the tune of ₹ 32.50 Crores by way of issuance of 70,00,000 Equity Shares at a price of ₹ 40/- each and 10,00,000 Warrants at a price of ₹ 45/- each. Post receipt of required approvals for issuance of aforesaid securities the Board in its meeting held on June 2 and 3, 2021 had allotted 70,00,000 equity shares at a price of ₹ 40/- each upon receipt of full subscription amount to the Promoters and Public Investors. On June 3, 2021 the Board allotted 10,00,000 Warrants to the Promoters at a price of ₹ 45/- each upon receipt of 25% amount upfront, the remaining 75% of the issue price of warrants was payable by the warrant holders on or before the exercise of the entitlement attached to warrants to subscribe for equity shares.

The funds raised through this Preferential Issue were utilized for repayment of loans, working capital requirements and other general corporate purposes. Upon receipt of balance amount of 75% of the issue price, 10,00,000 Warrants allotted to Promoters were converted into Equity Shares on June 1, 2022. Consequent to the issuance of new equity shares to the promoters, the paid-up share capital of the Company stands increased from 37,96,31,640 comprising of 3,79,63,164 Equity Shares of ₹ 10/- each, to 38,96,31,640 comprising of 3,89,63,164 Equity Shares of ₹ 10/- each, fully paid.

12. Management Disccussion and Analysis Report

Management Discussion and Analysis Report prepared pursuant to SEBI (Listing Obligations and Disclosure Requirements) Regulations, 2015 forms part of this Directors' Report.

13. Subsidiaries and their Performance:

i. Autoline Industrial Parks Limited ("AIPL"):

AIPL is engaged in land acquisition and development activities and has foreign investment. It owns and possess 113.02 acres of land parcel at Mhalunge, Chakan, Pune and land area of 102.50 acres is approved for setting up of Township under the Integrated Township Project ("ITP") of Government of Maharashtra. AIPL has received Master Plan approval under the Integrated Township Project Regulations from Pune Metropolitan Regional Development Authority (PMRDA). The land, surrounded by Auto cluster, engineering and other industries, has magnificent potential.

During the period under review, AIPL has not contributed to the performance of the Company since there is no other activity in AIPL except to monetize/develop the land which is under consideration. The Company has initiated discussion with House of Hiranandani ("HoH"), Mumbai based developer ("Developer") for development of logistics/industrial parks on the land of AIPL. HoH had planned for an Industrial warehousing project on the said land parcel. Meanwhile, PMRDA promulgated a Draft Development Plan ("DP") for the Pune Region which intended to declare some part of land parcel of Pune Region as Residential Zone and it includes land of AIPL as well. In view of this, both parties have agreed to await clear guidelines to take the discussion forward.

The Company is also exploring other potential options to monetize the aforesaid land.

ii. Autoline Design Software Limited ("ADSL"):

ADSL is a wholly owned subsidiary of the Company and provides Engineering and Designing Software Services and Business Solutions to the Customers. ADSL is a multifaceted and end-to-end Engineering Solutions Company and able to provide one stop complete solution to its valued customers, enabling a quick & fast response to customer from design concept to rapid prototype manufacturing. ADSL is actively working with new customers as well as products by offering offshore and onsite engineering services.

There is enormous potential in the engineering and design segment as it is applied not only to the automotive industry but to the railway, defense, white goods and consumer electronics, industrial and process engineering and many others. ADSL has well trained and highly educated and long experienced engineers to serve the requirements of customers. With the technical assistance and design support of ADSL, your company successfully manufactured and launched E-cycles in the market.

ADSL is also performing testing and validation activities and orders are being awarded by Ashok Leyland, Tata Motors, Autoline etc. and exploring business with other OEMs for testing and validation services. ADSL is in discussion with various prospective customers for E-vehicles, GPS systems, auto breaks etc.

During the year under review, ADSL achieved revenue of ₹ 3.27 Crores (4x compared to the previous year) with a net profit of ₹ 88.45 Lakhs. ADSL provides engineering design, tooling services to the Company for efficiently accomplish the work orders well in time and during the year under review almost ₹ 3.27 Crores business is performed for the Company and it gives comfort of in-house availability of engineering design capabilities to the customers of the Company and in that manner it is directly contributing in the performance of the Company.

Post-sale of property at Plot nos. 7 & 8, E-12-17, Bhosari, Pune of the Company, the commercial office of ADSL has shifted to rented premises situated at Rainbow Plaza, Pimple Saudagar, Pune.

iii. Autoline E-Mobility Private Limited ("AEMPL"): The Company has entered into the EV business by launching E-cycle in the market. Considering future opportunities in this sector the Company formed one dedicated subsidiary Autoline E-Mobility Private Limited on March 3, 2022. Being incorporated at the end of the financial year, there was no business activity during the year.

iv. Autoline Locomotive Parts LLP ("LLP"): During the year, your Company has incorporated LLP with a 65% partnership for exploring opportunities for Railway business. The LLP was incorporated in the month of August, 2021 and obtained the vendor registration and then participated in some of the tenders opened by the Railways. There was no remarkable business activity during the year.

v. **Koderat Investments Limited, Cyprus – (Koderat):** Your company had acquired 100% stake in Koderat Investments Limited in September, 2008 ("Koderat") a Company incorporated and existing under the laws of Cyprus; acting as a Special Purpose Vehicle (SPV). Further "Koderat" invested funds in "SZ Design Srl" and "Zagato Srl" Italian limited liability companies, Milan and acquired 49% equity share capital of said Italian companies. These companies were into the business of developing, designing and providing engineering services.

The net worth of SZ Design Srl has been eroded due to various write-offs. SZ Design Srl has been declared bankrupt by the Tribunal of Milan on January 2, 2015 and the judiciary receiver has been appointed by the Bankruptcy Tribunal. The net assets value of Zagato Srl has turned negative due to incurring losses in previous years and it was declared voluntarily in liquidation. The Shareholders' meeting of Zagato S.r.l. has resolved to exclude Koderat as a shareholder. The resolution has been registered in the Registrar's office, Cyprus and now Koderat is no more shareholder of Zagato Srl. Your Company is examining these both matters carefully and impact of thereof is yet to be ascertained. Koderat is a Special Purpose Vehicle ("SPV") and due to the above-mentioned reasons, it has not contributed directly to the performance of the Company during the year under review.

14. Subsidiaries' Financials

A Report on the performance and financial position of each of the subsidiaries of the Company pursuant to Rule 8 (1) read with Rule 5 of Companies (Accounts) Rules, 2014 in Form AOC-1 is annexed as "Annexure -A" and forms a part of this Annual Report.

15. Extract of Annual Return

Pursuant to Section 92(3) of the Act and Rule 12 of the Companies (Management and Administration) Rules, 2014, the Annual Return for FY 2021-22 is available on Company's website at the following link: https://www.autolineind.com/26th-agm/

16. Directors and Key Managerial Personnel

The Board of Directors of your Company is duly constituted with an adequate mix and composition of executive, non-executive and independent directors in accordance with the requirements of the Companies Act, 2013 and SEBI (Listing Obligation and Disclosure Requirements) Regulations, 2015.

Directors who were appointed or resigned during the year

The Board of the Company at its meeting held on June 28, 2021, appointed Mr. Shivaji Akhade, Managing Director of the Company as Managing Director and Chief Executive Officer of the Company effective from June 28, 2021 and designated him as a Key Managerial Personnel. The Members of the Company at their Twenty-Fifth (25th) Annual General Meeting ("AGM") held on September 29, 2021 had approved the appointment of Mr. Shivaji Akhade (DIN: 00006755) as a Managing Director and CEO and Mr. Sudhir Mungase (DIN: 00006754), as a Whole-time Director for five years w.e.f. October 1, 2021.

In accordance with the provisions of the Companies Act, 2013 and the Company's Articles of Association, Mr. Shivaji Akhade (DIN: 00006755), Managing Director & CEO, is liable to retire by rotation at the conclusion of this Annual General Meeting and being eligible, he has offered himself for re-appointment at the upcoming Annual General Meeting.

Key Managerial Personnel

CS Ashish Gupta resigned from the post of Company Secretary & Compliance Officer of the Company on March 15, 2022 and the Board of Directors appointed CS Shilpa Walunj, as the Company Secretary & Compliance Officer effective from March 16, 2022.

17. Directors Responsibility Statement

Pursuant to the requirement of Section 134(5) of the Companies Act, 2013, the Directors hereby confirm that:

i) In the preparation of the Annual Accounts for the year ended March 31, 2022, the applicable Accounting Standards have been followed along with proper explanations relating to material departures.

ii) The Directors have selected such accounting policies and applied them consistently and made judgments and estimates that are reasonable and prudent so as to give a true and fair view of the state of affairs of the Company as on March 31, 2022 and of the profit of the Company for that period.

iii) The Directors have taken proper and sufficient care for the maintenance of adequate accounting records in accordance with the provisions of the Companies Act, 2013 for safeguarding the assets of the Company and for preventing and detecting fraud and other irregularities.

iv) The Directors have prepared the annual accounts on a going concern basis.

v) The directors have laid down internal financial controls to be followed by the Company and such controls are adequate and are operating effectively.

vi) The Directors have devised proper system to ensure compliance with the provisions of all applicable laws and such systems are adequate and are operating effectively, which are being further strengthened.

18. Number of Board Meetings

The Board of Directors duly met Five (5) times in the year under review. The details of which are given in the Corporate Governance Report. The intervening gap between the Meetings was within the period prescribed under the Companies Act, 2013 time to time.

19. Independent Directors

Mr. Prakash Nimbalkar (DIN: 00109947), Mr. Vijay Thanawala (DIN: 00001974) and Ms. Rajashri Sai (DIN: 07112541) are the Independent Directors on the Board of the Company and have remained independent throughout the year as contemplated in section 149(6) of the Companies Act, 2013.

All the Independent Directors have given declarations that they meet the criteria of independence as laid down under Section 149(6) of the Companies Act, 2013 ("Act") and Clause 16(1)(b) of the Securities and Exchange Board of India (Listing Obligations and Disclosure Requirements) Regulations, 2015 as amended and that they are not debarred from holding the office of director by virtue of any SEBI order. Further, the Independent Directors have complied with the Code for Independent Directors prescribed in Schedule IV to the Act. In terms of Regulation 25(8) of the SEBI (Listing Obligations and Disclosure Requirements) Regulations the Independent Directors have confirmed that they are not aware of any circumstance or situation, which exists or may be reasonably anticipated, that could impair or impact their ability to discharge their duties with an objective independent judgment and without any external influence. The Company has received confirmation from all the Independent Directors of their registration on the Independent Directors Database maintained by the Indian Institute of Corporate Affairs, in terms of Section 150 read with Rule 6 of the Companies (Appointment and Qualification of Directors) Rules, 2014.

In the opinion of the Board, the Independent Directors possess the requisite expertise and experience and are persons of high integrity and repute. They fulfill the conditions specified in the Act as well as the Rules made thereunder and are independent of the management.

The Company familiarizes the Independent Directors through various Programmes with the Company, their roles, rights, responsibilities in the Company, nature of the industry in which the Company operates, business model of the Company etc. The details of such familiarisation programmes are put on the Company's website and can be accessed at the link http://www.autolineind.com/code-of-conduct-policies

20. Performance Evaluation

Pursuant to Section 178(2) of the Companies Act, 2013 and the Securities and Exchange Board of India (Listing Obligations and Disclosure Requirements) Regulations, 2015, a separate exercise was carried out to evaluate the performance of Individual Directors including the Chairman of the Board who were evaluated on various parameters such as level of engagement, contribution and independence of judgment as per the criteria formulated by Nomination & Remuneration Committee; thereby safeguarding the interest of the Company. The performance evaluation of the Independent Directors was carried out by the entire Board excluding the director being evaluated. The performance was evaluated on the basis of 1-5 scores (Min: 1, Max: 5) each on the basis above parameters.

The performance evaluation of the Chairman and the Non-Independent Directors was carried out by the Independent Directors. Annual evaluation of the performance of the Board and its committees such as Audit, Nomination and Remuneration as well as Stakeholder Relationship Committee were carried out. The Directors expressed their satisfaction with the evaluation process.

21. Nomination & Remuneration Committee and Company's Policy on Directors' Appointment and Remuneration

Your Company has duly established a Nomination and Remuneration Committee. The Committee has presented to the Board the policy with respect to the appointment of directors including criteria for determining qualifications, positive attributes, independence of directors, remuneration for the directors, key managerial personnel and other senior employees etc. and thereafter the Board approved the same.

In compliance with Section 178(4) of the Companies Act, 2013 and the rules made thereunder, the salient features of the Nomination and Remuneration Policy of the Company and its web link is given as under.

The Nomination and Remuneration Policy of the company is framed in compliance with the requirements of Section 178 of the Companies Act, 2013 and Regulation 19 read with Part D of Schedule II of the SEBI (Listing Obligation and Disclosure Requirement) Regulations, 2015. The Policy extensively provides for the identification of the persons who are qualified to become Directors of the Board and those who may be appointed in the Senior Management in accordance with the criteria laid down and recommend to the Board their appointment. The policy also provides that the Nomination and Remuneration Committee shall ensure that the level and composition of remuneration is reasonable and is sufficient to attract, retain and motivate Directors and the employees of senior management.

The Policy provides that remuneration to directors, key managerial personnel and senior management involves a balance between fixed and incentive pay reflecting short term and long-term performance objective. Policy also has unique feature of providing Directors, Key Managerial Personnel and Senior Management reward linked directly to their effort, performance, dedication and achievement relating to the Company's operations.

The complete policy is available at http://www.autolineind.com/code-of-conduct-policies/

The Non-executive Directors have no pecuniary relationship or transactions with the Company. Further the Company makes no payments to the Non-executive Directors other than sitting fees which is in accordance with the provisions of the Companies Act, 2013 and the Rules made there under.

22. Risk Management Policy

Your Directors have formed a Risk Management Committee chaired by Mr. Prakash Nimbalkar (DIN: 00109947). A Risk Management Policy is also in place. The Management has put in place adequate and effective system and resources for the purposes of risk management.

At present your company has not identified any element of risk which may threaten the existence of your company except the general, economic and business risks as given under the para - Risks and Mitigation Strategies in the Management Discussion and Analysis Report which forms part of this Annual Report.

23. Internal Control Systems and their Adequacy

Your Company has an Internal Control System, commensurate with the size, scale and complexity of its operations. The Internal Auditors/Audit Department monitors and evaluates the efficacy and adequacy of internal control systems in the company, its compliance with operating systems, accounting procedures and policies at all locations of the Company and its Subsidiaries. Based on the report of internal audit function/Internal Auditors, the Board has advised the functional heads/process owners to undertake corrective action and thereby strengthen the controls.

24. Corporate Social Responsibility (CSR)

The Company has constituted CSR Committee and composition of CSR Committee is given in the Corporate Governance Report of the Company. The Company has incurred losses in previous few financial years and hence the provisions of Section 135 of the Companies Act, 2013 with respect to CSR activities are not applicable to your Company. Although the Company has not carried out CSR activities in accordance with section 135 of the Companies Act, 2013, however your company have been undertaking CSR initiatives voluntarily such as tree planation, visit and helping to orphanages and needy ones etc.

25. Audit Committee

Your Company has established an Audit Committee whose composition and other details are mentioned in the Corporate Governance report.

The Audit Committee, on a regular basis, gives its recommendation to the Board. The Board gives due consideration to those recommendations. However, there have been no instances of recommendations given by the Audit Committee not being accepted by the Board during the year under review.

26. Auditors

Statutory Auditors

M/s. A.R. Sulakhe & Co. Chartered Accountants (FRN 110540W) are completing their second term in the ensuing Annual General meeting.

Hence, Board considered the appointment of Statutory Auditors and on the recommendation of Audit Committee, the Board proposed appointment of M/s. Sharp & Tannan Associates Chartered Accountants, as the Statutory Auditors of the Company

for a first term of 5 years, to hold office from the conclusion of this 26th Annual General Meeting till the conclusion of 31st Annual General Meeting of the Company, subject to the approval by the members at the ensuing AGM.

The Company has received confirmation from the Statutory Auditors to the effect that their appointment, if made, will be in accordance with the limits specified under the Act and the firm satisfies the criteria specified in Section 141 of the Act read with Rule 4 of the Companies (Audit and Auditors) Rules, 2014.

The Board recommends for seeking the consent of its Members at the ensuing AGM for the appointment of M/s. Sharp & Tannan Associates, Chartered Accountants as the Statutory Auditors of the Company.

Auditors' Report:

The Notes on the financial statement referred to in the Auditors' Report are self-explanatory and do not call for any further comments. There are no qualifications, reservations or adverse remarks made by the Statutory Auditors in his Report.

Secretarial Auditors

Pursuant to the provisions of Section 204 of the Companies Act, 2013 and The Companies (Appointment and Remuneration of Managerial Personnel) Rules, 2014, M/s. KANJ & Co. LLP, Company Secretaries, Pune, a firm of Practicing Company Secretaries, was engaged by your Board for the purposes of Secretarial Audit for the year ended March 31, 2022.

Secretarial Audit Report in terms of Section 204(1) is enclosed as "Annexure B".

The Secretarial Auditors in their Secretarial Audit Report have observed that:

Foreign Exchange Management Act, 1999

The Company has not filed Annual Performance Report of its wholly owned subsidiary Koderat Investments Limited, Cyprus for the financial years 2015-16, 2016-17, 2017-18, 2018-19, 2019-20 & 2020-21. Thus to that extent it has not complied with Regulation 15 of the Foreign Exchange Management (Transfer or Issue of Any Foreign Security) Regulations, 2000.

Comments by the Board of Directors: Koderat Investment Limited is acting as special purpose vehicle and acquired 49% stake of "SZ Design SRL" and "Zagato SRL" Italian Limited Liability companies and these companies are into liquidation/ bankruptcy stage and the audited accounts of these companies for the relevant period were not released and made available to us and therefore the Audit of Accounts for Koderat Investment Limited for the financial years 2015-16, 2016-17, 2017-18, 2018-19 and 2019-20 is yet not completed and Annual Performance Reports for the aforesaid periods have not filed. The Company will file the same immediately on receipt of Audited Accounts of Koderat Investment Limited.

Internal Auditors

Moore Stephens Singhi Advisors LLP, Chartered Accountants Mumbai are the internal auditors of the Company since the previous financial year. The Internal Auditors have carried out an in-depth audit and analyzed the areas like Procurement to Pay, HR and Payroll, Inventory Management, Related Party Transactions etc. They have provided solutions and remedial measures to improve overall efficiency and efficacy in the related areas.

27. Details in Respect of Frauds Reported by Auditors Under Section 143(12)

During the year under review, there were no frauds reported by the auditors to the Audit Committee or the Board under Section 143(12) of the Companies Act, 2013

28. VIGIL Mechanism / Whistle Blower Policy

Your Company has a vigil mechanism in the form of a Whistle Blower Policy (WBP) to deal with instances of fraud and mismanagement, if any. The details of the Whistle Blower Policy are explained in the Corporate Governance Report and also posted on the website of the Company.

29. Loans, Guarantees and Investments by Company

Details of Loans, Guarantees and Investments covered under the provisions of Section 186 of the Companies Act, 2013 are given in the relevant notes to the Financial Statements.

30. Deposits

Your Company has not accepted any deposits from the public falling within the ambit of Section 73 under chapter V of the Companies Act, 2013 and The Companies (Acceptance of Deposits) Rules, 2014.

31. Related Party Transactions

All related party transactions that entered into during the financial year were on an arm's length basis and were in the ordinary course of business. There are

no materially significant related party transactions made by the Company with Promoters, Directors, Key Managerial Personnel or other designated persons and their associates /relatives which may have a potential conflict with the interest of the Company at large.

The Related Party Transactions were approved by the Audit Committee and also by the Board, wherever necessary. The Audit Committee has granted omnibus approval for related party transactions that were repetitive in nature by following the requirements as laid down in the Companies Act and Rules made thereunder and Clause 23(3) of Securities and Exchange Board of India (Listing Obligations and Disclosure Requirements) Regulations, 2015. A quarterly statement of Related Party Transactions is being placed before the Audit Committee for review and noting.

The Company has not entered into any transactions with related parties during the year under review which require reporting in Form AOC-2 in terms of Companies Act, 2013 read with Companies (Accounts) Rules, 2014. The Company formulated a policy on Related Party Transactions (RPTs) in accordance with the Companies Act and the SEBI (Listing Obligation and Disclosure) Regulations including any amendments thereto for identifying, reviewing, approving and monitoring of RPTs. The said policy has been revised in line with the amendment in SEBI Listing Regulations and the said policy along with the Policy on Determination of Material Subsidiaries as approved by the Board are uploaded on your Company's website.

32. Material Changes and Commitments Occurred During April 1, 2022 Till the Date of this Report Which Would Affect the Financial Position of your Company.

There have been no material changes and commitments affecting the financial position of the Company, which have occurred between the end of the financial year of the Company to which the financial statements relate and the date of this Report.

Other Matters

i. No significant or material orders were passed by the Regulators or Courts or Tribunals which will impact the going concern status and Company's operations in future.

ii. The Company has in place an Anti-Sexual Harassment Policy in line with the requirements of The Sexual Harassment of Women at the Workplace (Prevention, Prohibition & Redressal) Act, 2013. Internal Complaints Committee (ICC) as per the Sexual Harrasment of Workmen at Workplace (Prevention, Prohibition and Redressal) Act, 2013 has been set up to redress complaints received regarding sexual harassment. All employees (permanent, contractual, temporary, trainees) of the Company and its associates are covered under this policy.

During the year under review, there were no cases filed pursuant to the Sexual Harassment of Women at Workplace (Prevention, Prohibition and Redressal) Act, 2013.

iii. The Company has not issued Equity Shares with differential rights as to Dividend, Voting or Otherwise.

iv. The Company has not issued shares (including Sweat Equity Shares) to Employees of the Company under any Scheme.

v. There has not been any change in the nature of business of the Company during the year under review.

vi. A disclosure, as to whether maintenance of cost records as specified by the Central Government under sub-section (1) of section 148 of the Companies Act, 2013, is required by the Company and accordingly such accounts and records are made and maintained – The business of the company does not fall under any of the sector mentioned in The Companies (Cost Records and Audit) Rules, 2014 read with the Section 148 of the Companies Act, 2013. Hence maintenance of cost record is not applicable to the company

vii. There is no application made or any proceeding pending under Insolvency and Bankruptcy Code against the Company during the year under review.

viii. The details of difference between amount of the valuation done at the time of one time settlement and the valuation done while taking loan from the Banks or Financial Institutions along with the reasons thereof. – Not applicable.

33. Corporate Governance

As per the SEBI (Listing Obligations and Disclosure Requirement) Regulations, 2015 a separate section on corporate governance practices followed by your Company, together with a certificate from the Practicing Company Secretary confirming compliance forms an integral part of this Annual Report.

In terms of the SEBI Regulations, the Board has laid down a Code of Conduct for all Board Members and Senior

Management of the Company. The Code of Conduct has been uploaded on the website of the Company. All the Board Members and Senior Management Personnel have affirmed compliance with the Code.

34. Consolidated Financial Statements

The Consolidated Financial Statements of your Company prepared in accordance with the Companies (Indian Accounting Standards) Rules, 2015 (Ind AS) prescribed under Section 133 of the Companies Act, 2013 and other recognized accounting practices and policies to the extent applicable and forms part of this Annual Report.

35. Secretarial Standards

The Company has devised proper systems to ensure compliance with the provisions of all applicable Secretarial Standards issued by the Institute of Company Secretaries of India and that such systems are adequate and operating effectively.

36. Conservation of Energy, Technological Absorption, Foreign Exchange Earnings and Outgo

The information on conservation of energy, technology absorption and foreign exchange earnings and outgo stipulated under Section 134(3) (m) of the Companies Act, 2013 read with Rule 8 of The Companies (Accounts) Rules, 2014, is annexed herewith as "Annexure-D".

37. Particulars of Employees:

The information required pursuant to Section 197 read with Rule 5 of The Companies (Appointment and Remuneration of Managerial Personnel) Rules, 2014 in respect of employees of the Company is as under:

Sr. No.	Particulars		
		Name of the Director	**Ratio**
(i)	The ratio of the remuneration of each director to the median remuneration of the employees of the Company for the financial year 2021-22	Mr. Shivaji Akhade (DIN: 00006755)	4.10%
		Mr. Sudhir Mungase (DIN: 00006754)	10.24%
(ii)	Percentage increase in remuneration of each director, CEO, CFO and CS in the financial year 2021-22.	**Name of the Director & KMPs**	**% Increase**
		Mr. Shivaji T Akhade	Nil
		Mr. Sudhir Mungase	Nil
		Mr. Venugopal Pendyala (CFO)	17
		Mr. Ashish Gupta (CS)*	49
		Ms. Shilpa Walunj (CS)**	NA
(iii)	Percentage increase in the median remuneration of employees in the financial year 2021-22		4
(iv)	Number of permanent employees on the rolls of Company (average number);		799
(v)	Average percentile increase already made in the salaries of employees other than the managerial personnel in the last financial year and its comparison with the percentile increase in the managerial remuneration and justification thereof and point out if there are any exceptional circumstances for increase in the managerial remuneration. (Managerial personnel includes KMPs)	Average 11% increment was given to employees except Key managerial personnel and due to financial constraints no annual increments was given to Executive Directors during the year 2021-22. Average 10.50% increment was given to managerial personnel. Percentage increase 4% in the median remuneration of employees in the financial year 2021-22 is due to increment as well as reduction in the number of workers of low pay scale.	
(vi)	Affirmation	The Board affirms that the remuneration paid to the Directors and other employees is as per the remuneration policy of the Company.	

**Mr. Ashish Gupta resigned from the post of Company Secretary & Compliance Officer of the Company effective from March 15, 2022.*

**Ms. Shilpa Walunj was appointed as Company Secretary & Compliance Officer of the Company effective from March 16, 2022.*

Information as per Rule 5 (2) of the Companies (Appointment and Remuneration of Managerial Personnel) Rules, 2014:

A statement containing particulars of top ten employees in terms of remuneration drawn as required under Section 197(12) of the Act read with Rules 5(2) and 5(3) of the Companies (Appointment and Remuneration of Managerial Personnel) Rules, 2014 is given in an annexure forming part of this Report. In terms of Section 136 of the Act, the Annual Report and Financial Statements are being sent to the Members excluding the aforesaid annexure. The said annexure is available for inspection at the Registered office of the Company during business hours. Any member interested in obtaining said annexure may write email to investorservices@autolineind.com.

The name of every employee whose remuneration aggregated to ₹ 1.02 Crores per annum or ₹ 8.50 lakhs per month during FY 2021-22: NIL

During the year under review, there is no employee employed throughout the financial year or part thereof, was in receipt of remuneration which in the aggregate, or at a rate which, in the aggregate, is in excess of that drawn by the Managing Director or Whole Time Director and holds by himself or along with his spouse and dependent children, not less than 2% of the equity shares of the Company.

38. Shareholding of Directors as on March 31, 2022

Sr. No.	Name of the Director	DIN	No. of Equity Shares	Percentage Holding
1	Mr. Prakash Nimbalkar	00109947	6700	0.02
2	Mr. Shivaji Akhade	00006755	5349981	14.09
3	Mr. Sudhir Mungase	00006754	3823431	10.07
4	Mr. Sridhar Ramachandran	07706213	2000	0.01
5	CA Vijay Thanawala	00001974	2525	0.01
6	Ms. Rajashri Sai	07112541	NIL	NIL

39. INTER SE Relationship Between Directors

Mr. Sudhir Mungase (Whole-time Director) and Mr. Shivaji Akhade (Managing Director & CEO) are related to each other and Mr. Sudhir Mungase is a brother-in-law of Mr. Shivaji Akhade except for this there is no inter se relationships between the Directors.

40. Acknowledgements

Your Directors express their sincere appreciation for the assistance and cooperation received from the various Central and State Government Departments, Customers, Vendors and Lenders specifically Bank of Baroda, J M Financial Asset Reconstruction Company Limited and Tata Motors Finance Solutions Limited for their continued help and support during a very challenging time of the Company. The directors also gratefully acknowledge the support given by and trust entrusted by all shareholders of the Company and directors also wish to place on record their deep sense of appreciation for the unstinted commitment and committed services by all the employees of the Company.

For and on Behalf of the Board

Prakash Nimbalkar
CHAIRMAN
DIN: 00109947

Pune, August 29, 2022

Annexure – A

Form AOC-I

(Pursuant to first proviso to sub-section (3) of section 129 read with rule 5 of Companies (Accounts) Rules, 2014)
Statement containing salient features of the financial statement of subsidiaries/ associate companies/ Joint ventures

Part "A": Subsidiaries

1	Sl. No.	1	2	3	4
2	Name of the subsidiary	**Autoline Design Software Limited**	**Autoline Industrial Parks Limited**	**Koderat Investments Limited**	**Autoline Locomotive Parts LLP**
3	The date since when the subsidiary was acquired	14/04/2007	31/08/2007	04/09/2008	10/08/2021
4	Reporting period for the subsidiary concerned, if different from the holding company's reporting period	2021-22	2021-22	2021-22	2021-22
5	Reporting currency and Exchange rate as on the last date of the relevant Financial year in the case of foreign subsidiaries	INR	INR	EURO (Exchange Rate ₹ 84.06) As on March 31, 2022	INR
6	Share capital	35537420	791821140	1000	1,00,000
7	Reserves & surplus	4323626	391872101	(239175)	Nil
8	Total Assets	103432188	1216799801	4571629	Nil
9	Total Liabilities	103432188	1216799801	4571629	Nil
10	Investments	70080000	Nil	Nil	Nil
11	Turnover	32783475	Nil	Nil	Nil
12	Profit before tax	8845398	(6870403)	1024	(0.15)
13	Provision for tax (Deferred Tax Asset)	Nil	Nil	Nil	Nil
14	Profit after tax	8845398	(6870403)	1024	(0.15)
15	Proposed Dividend	Nil	Nil	Nil	Nil
16	% of shareholding	100	44.74	100	65

Names of subsidiaries which are yet to commence operations: Autoline E-Mobility Private Limited*

** Autoline E-Mobility Private Limited was incorporated on March 3, 2022 and has commenced its operations in Q1 of FY 2022-23.*

Names of subsidiaries which have been liquidated or sold during the year: Nil

Part – "B": Associates and Joint Ventures

Statement pursuant to Section 129 (3) of the Companies Act, 2013
related to Associate Companies and Joint Ventures: Nil

Names of Associates and Joint Ventures which are yet to commence operations: Nil

Names of Associates and Joint Ventures which have been liquidated or sold during the year: Nil

FOR AND ON BEHALF OF BOARD OF DIRECTORS

Shivaji Akhade
Managing Director & CEO
DIN: 00006755

Sudhir Mungase
Wholetime Director
DIN: 00006754

Venugopal Pendyala
Chief Financial Officer

Shilpa Walunj
Company Secretary
Mem No. A38259

Pune, August 29, 2022

Annexure – B

Form No. MR-3

SECRETARIAL AUDIT REPORT

For the Financial Year Ended March 31, 2022
[Pursuant to section 204(1) of the Companies Act, 2013 and rule No.9 of the Companies (Appointment and Remuneration Personnel) Rules, 2014]

To,
The Members,
Autoline Industries Limited
Survey Nos.313, 314, 320 to 323, Nanekarwadi, Chakan
Taluka Khed, District - Pune, 410501

We have conducted the Secretarial Audit of the compliance of applicable statutory provisions and the adherence to good corporate practices by Autoline Industries Limited (hereinafter called the Company) bearing CIN: L34300PN1996PLC104510. Secretarial Audit was conducted in a manner that provided us as reasonable basis for evaluating the corporate conducts/statutory compliances and expressing our opinion thereon.

Based on our verification of Autoline Industries Limited's books, papers, minute books, forms and returns filed and other records maintained by the company and also the information provided by the Company, its officers, agents and authorized representatives during the conduct of secretarial audit, we hereby report that in our opinion, the company has, during the audit period covering the financial year ended on March 31, 2022, generally complied with the statutory provisions listed hereunder and also that the Company has proper Board-processes and compliance-mechanism in place to the extent, in the manner and subject to the reporting made hereinafter:

We have examined the books, papers, minute books, forms and returns filed and other records maintained by Autoline Industries Limited for the financial year ended on March 31, 2022 according to the provisions of:

i. The Companies Act, 2013 (the Act) and the rules made thereunder;

ii. The Securities Contracts (Regulation) Act, 1956 ('SCRA') and the rules made thereunder;

iii. The Depositories Act, 1996 and the Regulations and Bye-laws framed thereunder;

iv. Foreign Exchange Management Act, 1999 and the rules and regulations made thereunder to the extent of Foreign Direct Investment, Overseas Direct Investment and External Commercial Borrowings;

v. The following Regulations and Guidelines prescribed under the Securities and Exchange Board of India Act, 1992 ('SEBI Act'):-

   a. The Securities and Exchange Board of India (Substantial Acquisition of Shares and Takeover) Regulations, 2011;

   b. The Securities and Exchange Board of India (Prohibition of Insider Trading) Regulations, 2015;

   c. The Securities and Exchange Board of India (Employee Stock Option Scheme and Employee Stock Purchase Scheme) Guidelines, 1999; (Not applicable)

   d. The Securities and Exchange Board of India (Issue and Listing of Debt Securities) Regulations, 2008; (Not applicable)

   e. The Securities and Exchange Board of India (Registrars to an Issue and Share Transfer Agents) Regulations, 1993 regarding the Companies Act and dealing with client;

   f. The Securities and Exchange Board of India (Delisting of Equity Shares) Regulations, 2009; (Not applicable) and

   g. The Securities and Exchange Board of India (Buyback of Securities) Regulations, 1998; (Not applicable)

   h. The Securities and Exchange Board of India (Listing Obligations and Disclosure Requirements) Regulations, 2015

   i. The Securities and Exchange Board of India (Issue of Capital and Disclosure Requirements) Regulations, 2018

vi. Since the Company is engaged in manufacture of Auto components and accessories thereof, there are no specific laws applicable to such sector.

We have also examined compliance with the applicable clauses of the following:

(i) Secretarial Standards issued by The Institute of Company Secretaries of India;

(ii) The Listing Agreements entered into by the Company with the BSE Limited and the National Stock Exchange of India Limited.

During the period under review the Company has complied with the provisions of the Act, Rules, Regulations, Guidelines, Standards, etc. mentioned above subject to the following observations:

Foreign Exchange Management Act, 1999

The Company has not filed Annual Performance Report of its wholly owned subsidiary Koderat Investments Limited, Cyprus for the financial years 2015-16, 2016-17, 2017-18, 2018-19, 2019-20 & 2020-21. Thus to that extent it has not complied with Regulation 15 of the Foreign Exchange Management (Transfer or Issue of Any Foreign Security) Regulations, 2000.

We further report that:

The Board of Directors of the Company is duly constituted with proper balance of Executive Directors, Non-Executive Directors and Independent Directors. The changes in the composition of the Board of Directors that took place during the period under review were carried out in compliance with the provisions of the Act.

Adequate notice is given to all directors to schedule the Board Meetings, agenda and detailed notes on agenda were sent in advance, and a system exists for seeking and obtaining further information and clarifications on the agenda items before the meeting and for meaningful participation at the meeting.

All decisions at Board Meetings and Committee Meetings were carried out unanimously. As per the records available in the said minutes there were no dissenting views expressed by any director in the meetings.

We further report that the systems and processes in the Company to monitor and ensure compliance with applicable laws, rules, regulations and guidelines.

We further report that during the audit period, the Company has:

(a) passed the following resolution by Postal Ballot:

a. To increase the Authorised Share Capital from ₹35 crores to ₹ 42 crores and consequent alteration of the Capital Clause in the Memorandum of Association of the Company;

b. To offer, issue and allot 70,00,000 Equity Shares of the Company on Preferential Basis;

c. To offer, issue and allot 10,00,000 Share Warrants on Preferential basis to Promoters

(b) incorporated a Wholly Owned Subsidiary in the name of Autoline E-Mobility Private Limited

(c) formed a Limited Liability Partnership in the name of Autoline Locomotive Parts LLP

For **KANJ & Co. LLP**
Company Secretaries

Sunil Nanal
Designated Partner
M. No: 5977
CP. No: 2809
UDIN: F005977D000762986

Date: August 6, 2022
Place: Pune

To,
The Members,
Autoline Industries Limited
Survey Nos. 313, 314, 320 to 323, Nanekarwadi, Chakan
Taluka- Khed, District - Pune, 410501

Our report of even date provided in Form MR-3 to Autoline Industries Limited (the Company) for the year ended on March 31, 2022 is to be read along with this letter.

1. Maintenance of Secretarial records and complying with the provisions of the various laws as applicable including the laws specifically applicable to the company is the responsibility of the management of the company. Our responsibility is to express an opinion on these secretarial records and legal compliances based on our audit.

2. We have followed the audit practices and processes as were appropriate to obtain responsible assurance about the correctness of the contents of secretarial records and the records of legal compliances. The verification was done on test basis to ensure that correct facts are reflected in secretarial and other relevant records. We believe that the processes and practices, we follow provide a responsible basis for our opinion.

3. We are not required to verify the correctness and appropriateness of financial records and books of accounts of the company as it is part of financial audit as per the provisions of the Companies Act, 2013.

4. Wherever required, we have obtained the management representation about the compliance of laws, rules and regulations and happening of events etc.

5. The compliance of the provision of corporate and other applicable laws, rules, regulations, secretarial standards is the responsibility of management. Our examination was limited to verification of procedures on test basis.

6. The secretarial audit report is neither an assurance as to the future viability of the company nor the efficacy or effectiveness with which the management has conducted the affairs of the Company.

For **KANJ & CO. LLP,**
Company Secretaries

Sunil G Nanal
FCS No. 5977
CP No. 2809

Place: Pune
Date: August 6, 2022

Annexure – C

SECRETARIAL AUDIT REPORT OF THE MATERIAL UNLISTED SUBSIDIARY
(Pursuant to Regulation 24A of the SEBI Listing Obligations & Disclosure Requirements) Regulations, 2015)

Form No. MR-3

SECRETARIAL AUDIT REPORT
FOR THE FINANCIAL YEAR ENDED March 31, 2022
[Pursuant to section 204(1) of the Companies Act, 2013 and rule No.9 of the Companies (Appointment and Remuneration Personnel) Rules, 2014]

To,
The Members,
Autoline Industrial Parks Limited
Survey Nos.313, 314, 320 to 323, Nanekarwadi, Chakan
Taluka Khed, District - Pune, 410501

We have conducted the secretarial audit of the compliance of applicable statutory provisions and the adherence to good corporate practices by Autoline Industrial Parks Limited (hereinafter called the Company) bearing CIN - U45209PN2007PLC130639. Secretarial Audit was conducted in a manner that provided us as reasonable basis for evaluating the corporate conducts/statutory compliances and expressing our opinion thereon.

Based on our verification of Autoline Industrial Park Limited's books, papers, minute books, forms and returns filed and other records maintained by the Company and also the information provided by the Company, its officers, agents and authorized representatives during the conduct of secretarial audit, We hereby report that in our opinion, the Company has generally, during the audit period covering the financial year ended on March 31, 2022 complied with the statutory provisions listed hereunder and also that the Company has proper Board-processes and compliance-mechanism in place to the extent, in the manner and subject to the reporting made hereinafter:

We have examined the books, papers, minute books, forms and returns filed and other records maintained by **Autoline Industrial Parks Limited** for the financial year ended on March 31, 2022 according to the provisions of:

i. The Companies Act, 2013 (the Act) and the rules made there under;

ii. The Securities Contracts (Regulation) Act, 1956 ('SCRA') and the rules made thereunder (Not Applicable);

iii. The Depositories Act, 1996 and the Regulations and Bye-laws framed thereunder (Not Applicable);

iv. Foreign Exchange Management Act, 1999 and the rules and regulations made thereunder to the extent of Foreign Direct Investment, Overseas Direct Investment and External Commercial Borrowings;

v. The following Regulations and Guidelines prescribed under the Securities and Exchange Board of India Act, 1992 ('SEBI Act') (Not Applicable):-

   a. The Securities and Exchange Board of India (Substantial Acquisition of Shares and Takeovers) Regulations, 2011; (Not Applicable)

   b. The Securities and Exchange Board of India (Prohibition of Insider Trading) Regulations, 1992; (Not Applicable)

   c. The Securities and Exchange Board of India (Issue of Capital and Disclosure Requirements) Regulations, 2009; (Not Applicable)

   d. The Securities and Exchange Board of India (Employee Stock Option Scheme and Employee Stock Purchase Scheme) Guidelines, 1999; (Not Applicable)

   e. The Securities and Exchange Board of India (Issue and Listing of Debt Securities) Regulations, 2008; (Not Applicable)

   f. The Securities and Exchange Board of India (Registrars to an Issue and Share Transfer Agents) Regulations, 1993 regarding the Companies Act and dealing with client; (Not Applicable)

   g. The Securities and Exchange Board of India (Delisting of Equity Shares) Regulations, 2009; (Not Applicable) and

   h. The Securities and Exchange Board of India (Buyback of Securities) Regulations, 1998; (Not Applicable)

We have also examined compliance with the applicable clauses of the following:

(i) Secretarial Standards issued by The Institute of Company Secretaries of India.

(ii) The Listing Agreements entered into by the Company with Stock Exchange(s), if applicable; (Not Applicable)

During the period under review the Company has complied with the provisions of the Act, Rules, Regulations, Guidelines, Standards, etc. mentioned above.

We further report that subject to our observations:

The Board of Directors of the Company is duly constituted with proper balance of Executive Directors, Non-Executive Directors and Independent Directors. The changes in the composition of the Board of Directors that took place during the period under review were carried out in compliance with the provisions of the Act.

Adequate notice is given to all directors to schedule the Board Meetings, agenda and detailed notes on agenda were generally sent in advance, and a system exists for seeking and obtaining further information and clarifications on the agenda items before the meeting and for meaningful participation at the meeting.

All decisions at Board Meetings and Committee Meetings were carried out unanimously. As per the records available in the said minutes there were no dissenting views expressed by any director in the meetings.

We further report that the systems and processes in the Company to monitor and ensure compliance with applicable laws, rules, regulations and guidelines need further improvement considering the size and operations of the Company, including making adequate disclosures in the Directors' Report.

The company has duly filled the E-Forms with the Registrar of Companies, Ministry of Corporate Affairs and Form FCGPR with the Reserve Bank of India, except for a few instances, where the forms were filed beyond prescribed time with payment of additional fees.

During the audit period the company has not initiated any actions such as Public/Preferential issue of shares / debentures/sweat equity, etc., Redemption / buy-back of securities, decisions taken by the members in pursuance to section 180 of the Companies Act, 2013, Merger / amalgamation / reconstruction, etc. and Foreign technical collaborations having a major bearing on the company's affairs in pursuance of the above referred laws, rules, regulations, guidelines, standards, etc. referred to above).

The Company had issued and allotted 7,28,398 and 5,15,232 Equity Shares respectively at an Issue price Rs. 58.40/- per share to the existing shareholders on rights basis.

For **KANJ & Co. LLP**
Company Secretaries

Sunil G Nanal
Partner
M. No: 5977
CP. No: 2809

Place: Pune
Date: September 1, 2022

UDIN: F005977D000888342

To,
The Members,
Autoline Industrial Parks Limited
Survey Nos.313, 314, 320 to 323, Nanekarwadi, Chakan
Taluka- Khed, District - Pune, 410501

Our report of even date provided in Form MR-3 to Autoline Industrial Parks Limited (the company) for the year ended on March 31, 2022 is to be read along with this letter.

1. Maintenance of Secretarial records and complying with the provisions of the various laws as applicable including the laws specifically applicable to the company is the responsibility of the management of the company. Our responsibility is to express an opinion on these secretarial records and legal compliances based on our audit.

2. We have followed the audit practices and processes as were appropriate to obtain responsible assurance about the correctness of the contents of secretarial records and the records of legal compliances. The verification was done on test basis to ensure that correct facts are reflected in secretarial and other relevant records. We believe that the processes and practices, we follow provide a responsible basis for our opinion.

3. We are not required to verify the correctness and appropriateness of financial records and books of accounts of the company as it is part of financial audit as per the provisions of the Companies Act, 2013.

4. Wherever required, we have obtained the management representation about the compliance of laws, rules and regulations and happening of events etc.

5. The compliance of the provision of corporate and other applicable laws, rules, regulations, secretarial standards is the responsibility of management. Our examination was limited to verification of procedures on test basis.

6. The secretarial audit report is neither an assurance as to the future viability of the company nor the efficacy or effectiveness with which the management has conducted the affairs of the company.

For **KANJ & CO. LLP,**
Company Secretaries

Sunil G Nanal
FCS No. 5977
CP No. 2809

Place: Pune
Date: September 1, 2022

Annexure – D

(A) CONSERVATION OF ENERGY –

(i) The steps taken or impact on conservation of energy:

Your Company is making continuous efforts towards optimum utilization of energy resources which have resulted in cost savings for the Company. Additionally, some of the initiatives taken for optimum use of energy, by the Company are as under:

1. The Company has installed Hybrid panels for reducing the electricity consumption, resulting in the optimization of the PF factor. These new panels were installed in February 2022. Maintaining PF factor at the optimum level has brought enormous savings of approx. ₹ 25,37,169/- in four months ended on April 30, 2022.

2. In the newly constructed shed, Acrylic sheets are installed so that natural light comes in & there is no need of artificial lighting during the daytime.

3. Natural light and ventilations, acrylic sheets and drum ventilators are installed in tool room.

4. The Company has replaced all the old light fixtures with Energy Efficient LED fittings at Assembly, Press Shop & Tooling areas. Due to the above, the Company has saved ₹ 11,068 /- in FY 2021-22.

5. The company has installed automatic, energy efficient water pumps in all manufacturing facilities.

6. During the year under review, the Company by attaining unity in PF Factor, has saved ₹ 3,00,133/- MSEDCL also provides discount for attaining the same. Also, this has resulted in saving of maintenance expenditure on Motors, Cables and other equipment's.

7. The Company has installed LED fixtures of 100 Watt in press shop, resulting into a savings of ₹ 42,891/- as compared to traditional lights.

8. In procurement of all its engineering tools, materials and machines, the Company procures such Tools & machines which have a high BEE (Bureau of Energy Efficiency) Energy Rating, generally 3, 4 & 5 Stars.

9. Curtains made up of plastic sheets are introduced for natural light as well as air Ventilation.

All employees are advised to use lights, fans, air conditioners, computer and its peripherals only when there is a need and strive to save Electricity by opening up windows and opt for natural light and ventilation.

Impact of above measures have resulted into reduction of energy consumption and has a consequent impact on the cost of production of goods. The Company has significantly reduced consumption of electricity by maintaining unity in PF factor.

(ii) The steps taken by the Company for utilizing alternate sources of energy:

The Company is working to install the solar power unit as an alternative source of energy. Solar energy is cheaper than traditional source of energy and is clean with no environment and sound pollution. As a step towards alternate sources of energy, your Company has obtained quotations from renowned solar power producers and working on them. The proposals are being discussed for installation of solar power panel in its two units situated at Chakan.

The Company's Offices are structured such that natural lighting is used the maximum as compared to commercial source of electricity. Installation of transparent sheets at rooftop of factory to get natural light as well air ventilators provided at rooftop of factory for better ventilation.

(iii) The capital investment on energy conservation equipment's:

During the year under review the Company has not made investment on energy conservation equipment.

(B) TECHNOLOGY ABSORPTION

(i) The efforts made towards technology absorption:

During the period, your Company has made following efforts at its various plants:

1. The Board of your company has approved to procure 5 axis laser cutting machine for new business development and tool room. Many proto parts for R&D purpose are required for OEM these days. The setup of 5 axis laser cut machine at Autoline with existing heavy presses and massive tool room will attract lots of proto business to your Company.

2. To achieve the improvement in stroke the Company brought 50T fork lift to facilitate movement from machine to machine and supply of RM and WIP to presses.

3. Your Company has implemented Robotic Spot Weld with CNC turning fixture concept for new Programmes of Customers in production lines in order to optimise space, manpower and simultaneously meeting Customer Volumes.

4. Testing & Validation systems designed and developed are continued to be used for various types of Parking Brakes, which are manufactured in-house.

(ii) The benefits derived like product improvement, cost reduction, product development or import substitution:

1. Improved quality and customer satisfaction.
2. Minimize operator/ workmen fatigue.
3. Minimal damages to the components.
4. Reduction in Costs due to abolishing of redundant processes.

(iii) In case of imported technology (imported during the last three years reckoned from the beginning of the financial year)

The Company has not imported technology during the last three years and therefore below details are not applicable.

(a) The details of technology imported;

(b) The year of import;

(c) Whether the technology has been fully absorbed;

(d) If not fully absorbed, areas where absorption has not taken place; and the reasons thereof;

(iv) The expenditure incurred on Research and Development

The Company has not incurred expenditure, capital or recurring, in Research and Development during the year under review. The product design and development activities are being carried out by the subsidiary Company in its regular course of business.

(C) FOREIGN EXCHANGE EARNINGS AND OUTGO-

The Foreign Exchange earned in terms of actual inflows during the year and the Foreign Exchange outgo during the year in terms of actual outflows (both on consolidated basis) is as under

(₹ in Lakhs)

Particulars	2021-22	2020-21
Foreign Exchange earned in terms of Actual Inflows	328.06	315.77
Foreign Exchange outgo in terms of Actual outflows	308.00	329.99

For and on Behalf of the Board

Prakash Nimbalkar
CHAIRMAN
DIN: 00109947

Pune, August 29, 2022

Management Discussion & Analysis

As stipulated under the provisions of Regulation 34 of the SEBI (Listing Obligations and Disclosure Requirements) Regulations, 2015, Management Discussion & Analysis forms an integral part of this Report.

World Economy Overview

The World Economic Outlook, has predicted global growth at an estimated 3.6% in 2022, as economies are recovering from the pandemic. There are downside risks to the global outlook which are prolonging the war in Ukraine, downturn in China and higher inflationary pressures. Global output is already contracting with a high probability of recession in EU and USA. Inflation is anticipated to be 5.7% in advanced economies and 8.7% in emerging markets and developing economies by 2022. There is a possibility of more favourable scenario in the year ahead backed with the faster GDP growth of emerging and developing markets owing to their big spending on infrastructure and other fixed assets projects. On the flip side, increased commodity prices and worsening supply-demand mismatches, especially those brought on by the war, could result in long-term high inflation and faster wage rise. Most Central Banks have started increasing interest rates aggressively including India to contain the inflation which may trigger debt defaults across countries. Further, the US dollar strengthening is likely to put pressure on import dependent economies.

Global Auto sector rebounding from the pandemic-related disruptions of 2020, registered a healthy 5.3% increase in sales, with 81 million in unit sales in 2021. Several leading OEMs plan to shift to in-house chip production through strategic alliances with leading semiconductor manufacturers. Chip manufacturers are also actively expanding their production capacity to meet the surging demand in the automotive space. Technology companies are deepening their presence in the automotive industry by serving as future mobility enablers. The growing EV population will spur demand for niche services and EV parts replacement in the aftermarket.

Going forward, a faster recovery in the global economy will be contingent on the impact of the Supply chain resilience, shift of global financial conditions from tighter to liberal, conflict ease off, and containing the inflationary trends. This will influence fiscal measures from governments and central banks. Governments should strive to take advantage of constructive structural change whenever possible, embracing the digital transition and empowering people with new tools and skills to handle these difficulties.

Latest World Economic Outlook Growth Projections

(real GDP, annual percent change)	2021	PROJECTIONS 2022	2023
World Output	**6.1**	**3.6**	**3.6**
Advanced Economies	**5.2**	**3.3**	**2.4**
United States	5.7	3.7	2.3
Euro Area	5.3	2.8	2.3
Germany	2.8	2.1	2.7
France	7.0	2.9	1.4
Italy	6.6	2.3	1.7
Spain	5.1	4.8	3.3
Japan	1.6	2.4	2.3
United Kingdom	7.4	3.7	1.2
Canada	4.6	3.9	2.8
Other Advanced Economies	5.0	3.1	3.0
Emerging Market and Developing Economies	**6.8**	**3.8**	**4.4**
Emerging and Developing Asia	7.3	5.4	5.6
China	8.1	4.4	5.1
India	8.9	8.2	6.9
ASEAN-5	3.4	5.3	5.9
Emerging and Developing Europe	6.7	-2.9	1.3
Russia	4.7	-8.5	-2.3
Latin America and the Caribbean	6.8	2.5	2.5
Brazil	4.6	0.8	1.4
Mexico	4.8	2.0	2.5
Middle East and Central Asia	5.7	4.6	3.7
Saudi Arabia	3.2	7.6	3.6
Sub-Saharan Africa	4.5	3.8	4.0
Nigeria	3.6	3.4	3.1
South Africa	4.9	1.9	1.4
Memorandum			
Emerging Market and Middle-Income Economies	7.0	3.8	4.3
Low-Income Developing Countries	4.0	4.6	5.4

Source: IMF, *World Economic Outlook*, April 2022

Note: For India, data and forecasts are presented on a fiscal year basis, with FY 2021/2022 starting in April 2021. For the April 2022 WEO, India's growth projections are 8.9 percent in 2022 and 5.2 percent in 2023 based on calendar year.

Indian Economy Overview

For the full financial year of 2021-22, the National Statistical Office's (NSO)'s gross domestic product (GDP) growth was pegged at 8.7%, compared a 6.6% contraction in 2020-21. The GDP print for FY22 is significant as it shows growth in the recovery year after the onset of the Covid-19 pandemic in 2020. Most sectors in the economy showed higher recovery in FY22 from pre-Covid levels of FY20.

The growth momentum of the economy is intact, although challenges remain from the continuing disrupted supply chain and tightening of monetary policies by developed countries. Out of the 7% retail inflation rate, about 2% is due to imported price pressures. With crude oil prices rising, inflationary pressures will remain elevated, but the risk of stagflation is quite low for India compared to the rest of the world.

Consumption recovery remains uncertain amid high inflation and interest rates, which could temper the growth momentum in 2022-23. The silver lining, however, is the recovery in investment demand. Private final consumption expenditure, a measure of consumption of goods and services by individuals grew by 1.8% year-on-year in Q4 of FY22. Gross fixed capital formation (GFCG), proxy for investment activity grew by 5.1%, supported by government final consumption expenditure. Gross Value Added which is GDP minus net product taxes grew at 8.1% for FY22 as against a contraction of 4.8% a year ago. The GDP in nominal terms, which factors in inflation, is seen growing 19.5% as against a contraction of 1.4% last year. The fiscal deficit for 2021-22 worked out to be 6.71% of the gross domestic product (GDP), lower than 6.9% projected by the Finance Ministry in the revised Budget Estimates.

These numbers confirm that all GDP segments have emerged higher than their pre-COVID magnitudes. This is also true for all GVA sectors except very few. In fact, in 4QFY22, all GDP and GVA segments have overtaken their corresponding 4QFY20 levels indicating that the Indian economy is well past the COVID shock.

India's economic response has emphasized supply-side reforms above demand management. These supply-side changes include deregulation, process simplification, elimination of legacy issues like retrospective taxation, privatization, production-linked incentives, etc. Even the government's significant increase in capital spending is a demand-and-supply response, as it develops infrastructure for future growth.

The Indian economy is well-positioned to tackle future challenges, according to macroeconomic statistics.

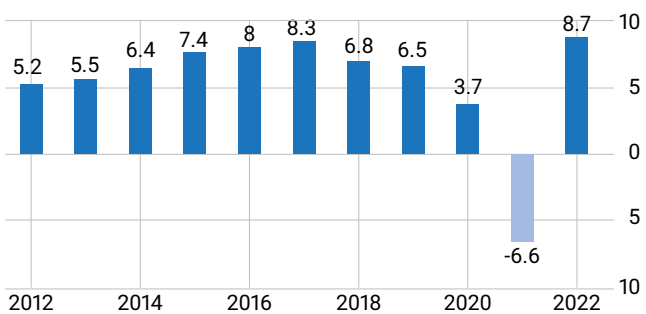

Overall Outlook

Global rating agency Fitch has cut India's growth forecast for FY 2023 to 7.8%. It has however raised India's growth outlook to 'stable' from 'negative' on the back of reduced risks to India's economic growth, also considering the fact that India's growth is expected to be robust in comparison to its peers. The ratings agency has said that despite the global uncertainties, especially the headwinds from the global commodity price shock amid Russia Ukraine war, the downside risks to India's medium-term growth have diminished. This is due to its rapid economic recovery and easing of India's financial sector weaknesses.

The S&P Global Ratings changed India's growth forecast from 7.8% to 7.3% for the current fiscal year. This is because inflation is going up and the conflict between Russia and Ukraine is lasting longer than expected. It went on to say that if inflation stays high for a long time, it is a worry that central banks will have to raise interest rates more than what is already priced in. This could lead to a harder landing, with output and employment taking a bigger hit.

Indian Auto and Auto Component Industry

As per ICRA auto component companies registered a 23% Y-o-Y growth in cumulative revenues in FY2022, driven by domestic OEM, replacement, export volumes and pass-through of commodity prices. Though the healthy volume growth has come on a relatively low base of FY2021, the actual revenue growth is better than the rating agency's estimates, partly on account of better-than-expected exports and higher commodity-led inflation. However, the unprecedented cost inflation in H2 FY2022 and the inability to pass on the same has impacted margins in FY2022 which are the lowest in the last 5 years.

Uncertainties on the supply-chain front and cost inflation have resulted in auto ancillaries stocking higher inventory, with inventory levels being the highest as of March 31, 2022, compared to the last four years. The industry's coverage indicators have improved in FY2022 on a Y-o-Y basis and remain comfortable for most auto ancillaries, and the same is expected to continue going forward as well.

Going forward the revenues are expected to grow by 8-10% supported by easing of supply-chain issues and commodity inflation in H2 FY2023. Over the long term, premiumisation

Going forward the revenues are expected to grow by 8-10% supported by easing of supply-chain issues and commodity inflation in H2 FY2023.

of vehicles, focus on localization, improved exports potential and EV opportunities, aided by higher content per vehicle will translate into healthy growth for auto component suppliers. The difficulties with the availability of semiconductors, rising costs, the cost of raw materials, and difficulties with logistics, still pose challenges. Automobile component exports from India are expected to reach US$ 80 billion by 2026. The Indian auto components industry is expected to reach US$ 200 billion in revenue by 2026.

The Indian Automobile Industry produced a total 22,933,230 vehicles in FY 22, as against 22,655,609 units in FY 21. While Passenger and Commercial Vehicle Sales increased impressively, two-wheeler sales showed decrease in FY 22. Exports increased from 404,397 to 577,875 units in FY 22.

Automobile Production Trends (In Numbers)

Category	2019-20	2020-21	2021-22
Passenger Vehicles	3,424,564	3,062,280	3,650,698
Commercial Vehicles	756,725	624,939	805,527
Three Wheelers	1,132,982	614,613	758,088
Two Wheelers	21,032,927	18,349,941	17,714,856
Quadricycle	6,095	3,836	4,061
Grand Total	**26,353,293**	**22,655,609**	**22,933,230**

Automobile Domestic Sales Trends (In Numbers)

Category	2019-20	2020-21	2021-22
Passenger Vehicles	2,773,519	2,711,457	3,069,499
Commercial Vehicles	717,593	568,559	716,566
Three Wheelers	637,065	2,19,446	260,995
Two Wheelers	17,416,432	15,120,783	13,466,412
Quadricycle	942	-12	124
Grand Total	**21,545,551**	**18,620,233**	**17,513,596**

With a contribution of more than 50% to the overall auto component business, the local OEM segment remains the most important, followed by exports and the replacement market. According to the Society of Indian Automobile Manufacturers (SIAM), the OEM industry had a better year in FY 2021-22 than in FY 2020-21. The total number of passenger vehicles sold grew from 2711457 to 3069499 units. The number of units exported grew from 404397 to 577875 units. In all, the industry produced 22933230 cars, including passenger vehicles, compared to 22655609 units.

The domestic auto-component business has reaped significant benefits from improving market circumstances in the primary user segment.

In FY2022, the industry's coverage indicators improved year on year and remain comfortable for the majority of auto ancillaries, and this trend is expected to continue. The industry's capex for FY2022 has been consistent with ICRA's projections. The incremental investments have generally gone toward capability expansion, such as new product additions, product development for committed platforms, and advanced technology and EV component development. The recently announced PLI plan and new investments in the EV industry will help to increase capex over the next few years.

Government Initiatives and Achievements:

The Economic Survey 2021-22 points out that the last two years have been difficult for the world economy on account of the COVID-19 pandemic. Repeated waves of infection, supply-chain disruptions, conflict and more recently, global inflation have created particularly challenging times for policy-making. Faced with these challenges, the Government of India opted for a "Barbell Strategy" that combined a bouquet of safety-nets to cushion the impact on vulnerable sections of society and the business sector. It next pushed through a significant increase in capital expenditure on infrastructure to build back medium-term demand as well as aggressively implemented supply-side measures to prepare the economy for the sustained long-term expansion. This flexible and multi-layered approach is partly based on an "Agile" framework that used feedback-loops, and the monitoring of real-time data.

The government has introduced several measures to boost the industry, some of them are

PLI Scheme

The Productivity Linked Incentive (PLI) scheme for the car and auto component industries has a Rs. 26,000 crores outlay for FY 22-23, for which 115 vehicle and auto component firms applied for incentives; and 20 OEMs were approved in February 2022 that includes the Company's major customers.

The plan aims to help the industry overcome cost barriers, create economies of scale, and construct a strong supply chain for Advanced Automotive Technologies (AAT). The strategy will help the auto sector increase its value and develop into a mobility industry. A slew of policy measures announced in the recent past, including the extension of FAME-2, the PLI on ACC batteries, and the policy initiative on battery swapping and energy as a service, will create a new paradigm of technological excellence in India's automotive supply chain to make it globally competitive. PLI would help component manufacturers become globally competitive and boost 'Make in India' programme.

Voluntary Vehicle Scrappage Policy

The Voluntary Vehicle Scrappage Policy, seeks to remove unfit and polluting automobiles off Indian roads and replace them with modern, fuel-efficient, and environment friendly vehicles. The new scrappage policy contributes significantly to the circular economy and the waste-to-wealth initiative. This policy also represents the nation's commitment to eliminating pollution in the country's cities, conserving the environment, and promoting rapid development. This programme, which adheres to the principles of reuse, recycling, and recovery, will also improve the country's self-sufficiency in the auto and metal sectors. The regulation will go into effect for large commercial vehicles from April 2023 and for private automobiles from June 2024.

The Policy states that private automobiles older than 20 years and heavy commercial vehicles older than 15 years must be removed from India's roadways if they fail a mandatory computerised fitness test on factors such as braking, engine performance and emission.

The policy makes it more expensive to run vintage vehicles, even if they pass the fitness test, with high tax and re-registration costs.

According to Ministry of Road Transport and Highways data, there are 51 lakh light motor vehicles that are more than 20 years old and 34 lakh that are more than 15 years old. Approximately 17 lakh medium and large commercial vehicles are more than 15 years old.

This regulation is consistent with India's commitment to the Paris Agreement, emphasising how automobiles become less fuel-efficient as they age. This strategy is not only environmentally friendly, but it is also economically sound since it would create 35,000 new jobs and attract Rs 10,000 crore in investment. Scrapping old metals also supplies cheap raw materials, as 99% of the materials may be recycled, lowering car makers' costs.

This concept is consistent with the concept of a circular economy, which is based on the reuse, sharing, repair, refurbishment, remanufacturing, and recycling of resources to form a closed-loop system that reduces resource use, waste generation, pollution, and carbon emissions.

Electric Mobility: towards a green future and significant economic opportunity:

In recent years, the central and state governments have initiated many steps to promote EVs. This includes the Alternate Fuel for Surface Transport Program (AFSTP) in 2010-12; National Electric Mobility Mission Plan 2020 (NEMMP) in 2013; FAME-I in 2015-18 & FAME-II in 2019-22; and PLI Scheme 2020 & updated. With recent modifications, the repayment term on buying an e2W too may drop from 4 to 3 years. FAME-II aims to increase demand for 3W EVs and eBuses by 3 lakhs (in nine large cities). The Central Government has subsidized eBuses for mass transit by up to Rs. 55 lacs per buses, depending on size. The National Mission on Transformative Mobility and Battery Storage propose a 5-year Phased Manufacturing Programme (PMP) for developing large-scale, export-competitive batteries and cell manufacturing giga-scale facilities in India. The pan-India 'Go Electric Campaign' aims to promote e-mobility, EV charging infrastructure and EV manufacturer trust. State governments have also devised EV initiatives to boost demand. Industry companies are expanding their capacity to satisfy increased demand and forming international component partnerships.

The Indian electric bus is expected to grow at a CAGR of 48.8% during the forecast period (2021–2025). The market is being driven by government schemes and legislation, increase in domestic manufacturing, rapid urbanization, and rise in environmental awareness. The growing stringency of emission norms and the government guidelines for more energy-efficient vehicles have shifted the focus of the original equipment manufacturers (OEMs) toward alternative fuel vehicles.

Advantage India

Robust Demand

- Growing working population and expanding middle class are expected to remain key demand drivers.
- By 2025, 4 million of Evs could be sold each year and 10 million by 2030.

Export Opportunities

- India is emerging as a global hub for auto components sourcing and the industry exports over 25% of its production annually.
- Competitive advance in shafts, bearings,fasteners etc, due to large no of players ion the market.

Policy Support

- 100% FDI is allowed under Automatic route for auto components sector
- The government approved PLI scheme for auto sector
- A dedicated FAME II was launched to incentivize electric vehicle consumption and support manufacturing

Competitive Advantage

- Cost effective manufacturing base keeps costs lower by 10-25% relative to operations in Europe and Latin America.
- India is the second largest steel producer in the world, hence enjoys cost advantages.

(References: Automotive Component Manufacturers Association of India (ACMA), Society of Indian Automobile Manufacturers (SIAM), Economic Survey & Union Budget, Indian Brand Equity Foundation (IEBF), World Bank & IMF.)

Company Overview and Growth Plan

An auto parts manufacturer and supplier, Autoline Industries Limited is a notable Pune-based manufacturer and supplier of automotive components to Original Equipment Manufacturers (OEMs) and other vehicle firms. Autoline's five manufacturing sites are supported by in-house design and engineering services and a commercial tool room. Over 2000 of the Company's products are sold to OEMs throughout the world, where they are built into a variety of passenger and commercial vehicles. Components and sub-assemblies, including Foot Control Modules (FCM) and Parking Brakes (PBM), hinges, cab stays and cab tilts and exhaust systems for big OEMs in the Automotive Industry are manufactured by the Company.

Following are the major business divisions of the Company:

Concept, Style, Design, Analysis & Engineering Services

- Automotive engineering services for product design, development and validation

Tool Room

- Press tool design, formability analysis
- Press tool manufacturing, Jigs & fixture
- Tools Tryouts

Mechanical Assemblies

- Pedal Control System
- Parking Brake
- Door Hinges, Jack Assemblies
- Cab Stay and Cab Tilt

Medium and Large stamped Assebblies

- Complete Floor and Door Assemblies, Sub Assemblies
- Load Bodies and Cross Beams
- Exhaust Systems
- Tubular Assemblies and sheet Metal Stampings

Two-wheelers, three-wheelers, passenger-wheelers, and commercial-wheelers are the most common types of automobiles in the industry. As a Company that has been providing passenger and commercial vehicle services for the past 25 years, your Company has recently entered the electric two-wheeler and three-wheeler market to take advantage of the burgeoning EV industry. As a consequence of targeted approaches, the Company has received inquiries from EV major players about catering to the EV segments of commercial and passenger vehicles from existing clients. Additional factors include an anticipated increase in demand for stamping tools and a look at the potential for new and existing businesses to flourish in the future. Backed with the below strengths and strategies being adopted your Company is confident of achieving positive cash flows in the coming years.

The Company enjoys a strong client base consisting of Tata Motors, Volkswagen, Ashok Leyland, Ford Motors, Fiat, Mahindra, Cummins, Tata Hitachi, Daimler etc. The efforts are being made to increase the client portfolio further in future.

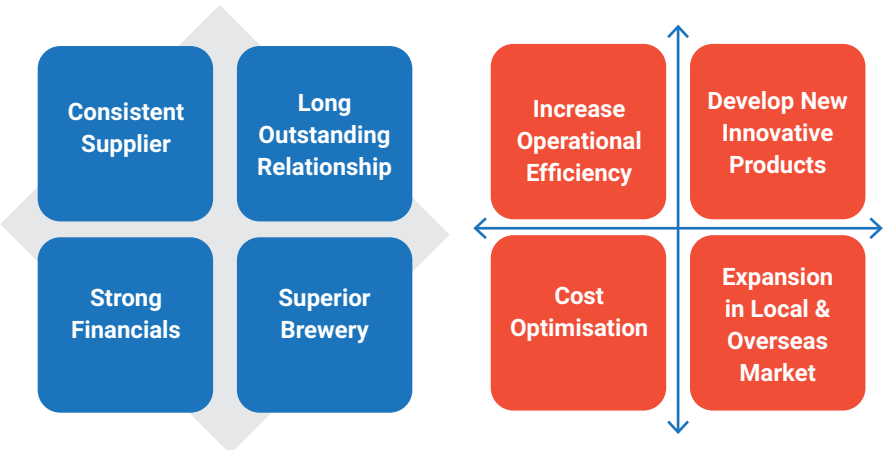

India has a very strong position in the international market. India is expected to be the world's third-largest automotive market in terms of volume by 2030. Improved infrastructure and robust growth prospects are attracting strong international companies to India. While growing business in India with traditional customers, your Company is in process of making significant headway in diversifying the customer base. Steps taken by your Company viz. innovation, cutting cost through value engineering, reduce and control costs, overheads etc. resulting in optimum utilisation of resources and continued growth. Your Company is ready to take complete responsibility of delivering quality products to customers on time by managing critical Manufacturing programs through accurate project management techniques and by providing continuous supervision by qualified and competent technical assistance.

Business Diversification

On the way to the diversification goal, Autoline is penetrating the railway infrastructure sector. Autoline has incorporated a joint venture named "Autoline Locomotive Part LLP" in a partnership with a technical expert to take up and operate in the railways business. Autoline Locomotive Parts LLP will supply the products intended for the railway project/work including railway infrastructure.

E-Products

Your Company has successfully launched its E-cycles and appointed dealers, business partners for marketing and selling the products and it started gaining constructive response from the market. Following the successful launch of E-cycles your Company is developing an electric scooter and this product is at an advanced stage to have a trial. With a vision to play a constructive role in green mobility, your Company has set up a wholly owned subsidiary in the name of "Autoline E-mobility Private Limited" in the month of March, 2022 for augmentation of its E-products. A digital campaign will be followed by distributors, dealers, and OEMs to develop the Company's own Marketing, Sales & Distribution Network in India.

Capital Investment

The company invests in capital expenditures and seeks to expand its client and product base. Your Company's board of directors has approved an amount upto Rs. 10 Crores for Capital expenditure to acquire new and diversified business. This will assist the Company to enter in diversified sectors such as Indian Railways, Defence, Off-Road Vehicle Manufacturers, and Agriculture Equipment Manufacturers.

Expansion in Southern Region

The relocation of an existing rented facility in Hosur, Tamil Nadu to a larger premises and the setup of a few machines are part of Company's efforts to participate in the growth of the auto sector in the southern states. Based on customer queries and RFQs, Hosur's turnover is expected to increase massively. The expansion in Hosur will facilitate tapping the opportunities in the EV segment.

In-house Design and Tooling facility

The Company owns the largest toolroom with modern infrastructure, machinery, and robotic welding. Your Company's wholly owned subsidiary serves customers' design and development needs. This design and development arm with tool room facility bestows an edge to the Company to offer cost effective tooling/ moulding, designing services along with manufacturing facility under one roof to the clients with convenience.

Consolidated Financial Performance:

The revenue from operations during the Financial year 2021-22 stood at ₹ 56843.32 Lakhs as compared to ₹ 28469.48 Lakhs in the last year registering a growth of 99.66%. For the Financial Year 2021-22, the Earning before interest, depreciation, exceptional items and income tax (EBIDTA) stood at ₹ 4788 Lakhs as compared to 1026.36 Lakhs in the last year witnessing a significant increase of ₹ 366.50%. The PAT after exceptional items stood at ₹ 769.4 Lakhs as compared to losses of ₹ 4187.52 Lakhs in the last year registering an increase of 118.37%. The Total Comprehensive Income increased to 47.68 Lakhs as against (9.57) Lakhs in the last year registering an increase of 598.22%. The Basic and Diluted Earnings per share stood at 2.09 registering an increase of 114.43%

Details of Significant Changes in Key Financial Ratios, if Any (i.e., change of 25% or more as compared to the immediately previous financial year)

Pursuant to Schedule V read with the Regulation 34(3) of the SEBI (Listing Obligations & Disclosure Requirements) Regulations, 2015, the significant changes in Key Financial Ratios (i.e. change of 25% or more as compared to the immediately previous financial year) with detailed reasons are provided.

The ratios for the years ended March 31, 2022 and March 31, 2021 (on Standalone Basis) are as follows:

Ratio	Numerator	Denominator	March 31, 2022	March 31, 2021	Variance (%)	Reason
Current Ratio	Total current assets	Total current liabilities	0.54	0.40	35.35	Current ratio has improved as compared to previous year, mainly due to increase in receivables consequent to increase in volume.
Debt - Equity Ratio	Total debts	Shareholders equity	5.40	30.88	-82.51	Debt equity ratio has improved due to increase in total equity on account of equity issue and current year profits.
Debt Service Coverage Ratio	Earnings available for debt service	Debt service	0.64	0.68	-5.64	
Return on Equity Ratio	Net profits after taxes	Average shareholders equity	30.28%	-231.00%	-113.11	Company has a net profit of 7.5 crore in current year as compared to net loss of 35.61 crore in previous year, resulting into increase in ROE.
Inventory Turnover Ratio	Cost of goods sold	Average inventory	8.86	4.59	93.14	While average inventory has remained same in line with last year, higher consumption of materials has led to increase in turnover.
Trade Receivables Turnover Ratio	Net credit sales	Average trade receivables	7.56	8.66	-12.70	-
Trade Payables Turnover Ratio	Net credit purchases	Average trade payables	6.30	2.99	110.60	While average payables have remained same in line with last year, higher consumption of materials has led to increase in Purchase cost.
Net Capital Turnover Ratio	Net sales	Average working Capital	(3.28)	(1.51)	117.15	Sales turnover has increased by 93% YoY, however net working capital remains negative.
Net Profit Ratio	Net profit	Net sales	1.51%	-13.86%	-110.89	Company has a net profit of 7.5 crore in current year as compared to net loss of 35.61 crore in previous year.

Ratio	Numerator	Denominator	March 31, 2022	March 31, 2021	Variance (%)	Reason
Return on Capital Employed	Earnings before interest and taxes	Capital employed	9.81%	-4.64%	-311.68	EBIT has increased by almost 400% YoY, resulting into favourable ratio.
Return on Investment *	Income from invested funds	Weighted average invested funds	0.31%	0.33%	-8.68	-

The ratios for the years ended March 31, 2022 and March 31, 2021 (on Consolidated Basis) are as follows:

Ratio	Numerator	Denominator	March 31, 2022	March 31, 2021	Variance (%)	Reason
Current Ratio	Total current assets	Total current liabilities	0.88	0.81	8.43	Current ratio has improved as compared to previous year, mainly due to increase in receivables consequent to increase in volume.
Debt - Equity Ratio	Total debts	Shareholders equity	1.88	2.33	-19.59	Debt equity ratio has improved due to increase in total equity on account of equity issue and current year profits.
Debt Service Coverage Ratio	Earnings available for debt service	Debt service	0.64	0.44	46.42	Ratio has imporved due to incerase in earning compared to previous year
Return on Equity Ratio	Net profits after taxes	Average shareholders equity	7.34%	-44.64%	-116.44	Company has a net profit of 7.69 crore in current year as compared to net loss of 41.88 crore in previous year, resulting into increase in ROE.
Inventory Turnover Ratio	Cost of goods sold	Average inventory	2.53	1.23	105.20	While average inventory has remained same in line with last year, higher consumption of materials has led to increase in turnover.
Trade Receivables Turnover Ratio	Net credit sales	Average trade receivables	7.32	7.94	-7.82	-
Trade Payables Turnover Ratio	Net credit purchases	Average trade payables	6.24	3.34	86.61	While average payables have remained same in line with last year, higher consumption of materials has led to increase in Purchase cost.
Net Capital Turnover Ratio	Net sales	Average working Capital	(12.65)	(4.61)	174.13	Sales turnover has increased by 93% YoY, however net working capital remains negative.
Net Profit Ratio	Net profit	Net sales	1.35%	-14.71%	-109.20	Company has a net profit of 7.69 crore in current year as compared to net loss of 41.88 crore in previous year.
Return on Capital Employed	Earnings before interest and taxes	Capital employed	7.66%	-3.61%	-311.88	EBIT has increased by almost 400% YoY, resulting into favourable ratio.
Return on Investment *	Income from invested funds	Weighted average invested funds	8.42%	8.25%	2.12	-

- During the year, the Operating Profit Margin has shown significant improvement of 4.80% in FY 2021-2022 as compared to -3.24% in FY 2020-21, indicating superior operational efficiency & optimization of raw material and manpower cost. The steep increase of 248% signifies increased Profit Margin and optimum utilization of resources.

- The Return of Net Worth (RoNW) ratio stood at 30.28% as compared to -231% in FY 2020-21, marking a positive turnaround of return to the stakeholders.

Corporate Social Responsibility (CSR)

To monitor and maintain its CSR operations, the Company has formed a CSR Committee. Because the Company has suffered losses in recent years, the provisions of Section 135 of the Companies Act, 2013 relating to CSR activities do not apply. However, the Company had undertaken certain voluntary initiatives like tree planting, donating vital items, visiting and assisting orphans and poor people, Blood donation camps and so on.

Risks and Mitigation Strategies

Liquidity Risk: Though economic activity is improving post the COVID-19 pandemic, the economy is still facing headwinds in terms of inflation, high interest rates, global slowdown, central banks trying to reduce the liquidity in the market, etc. Your Company is putting its efforts to boost revenue and profitability levels thereby cash surplus is generated to meet its financial obligations. The Company also consolidated its manufacturing units and utilizing the proceeds to reduce its debt levels. However, the Company is working further to augment its working capital needs to meet the growth objectives.

Customer concentration: Your Company in order to diversify its client base from a single large customer and single segment, has been actively seeking new clients and delivering a wide range of products supported by cutting-edge tools and a design centre. The Company is also attempting to diversify its activities by entering thee-vehicles and other non-auto segments.

Rising input cost risk: Your Company is focusing on raw material cost optimization through various means such as conversion cost reduction, supply chain efficiency improvement, automation, and material yield improvement. Any increase in the price of raw materials, particularly steel, is passed on to the customer albeit some time lag, therefore the impact on profitability is minimal.

Competition risk: Competition from existing and new companies may reduce sales volume and/or damage profitability. However, your Company has strong and long-standing direct relationships with many OEMs. To stay ahead of the value chain, it has continued to invest in automation, improvement in delivery systems, and newer products without compromising on quality.

Market/economic risk: Economic slowdown or stagnation could harm both the Indian economy and the vehicle sector. These have been amplified in the state of economy above. Your Company is taking every precaution possible to

mitigate the effects of such impact by being conservative and well set to participate in the auto sector growth story.

Supply chain disruptions and raw material shortages: Since the Company relies on third-party vendors to purchase raw materials and other supplies, any negative impact on supply chain disruptions and raw material shortages may have an adverse effect on production. As this will have a universal impact on the auto industry, your company will use its long-term relationships with its customers to solve the challenge of supply chain interruptions and RM shortages.

Environment, Occupational Health and Safety (EHS)

Environment, Social and Governance (ESG) standards are becoming an important aspect in the sustainability of each company and SEBI has made it mandatory for the 1000 listed companies to adopt the BRSR standards with effect from FY23. Though your company is not part of this list, the Board and Management have decided to form an ESG committee to monitor and implement the ESG standards in stages thereby your Company is ESG ready not only as a compliance matter but in the long term interest of all stakeholders of the Company.

The Company believes in "Safety First" and requires all employees, from the shop floor to senior management, to adhere to strict safety standards. Training and awareness programmes are held throughout the year to guarantee that staff are up to speed on all of the newest industry knowledge and sound skilled to manage the task with a zeal to excel.

The Company insisted on regular health check-ups of employees, thermal screening, and sanitization procedures in dealing with the initial wave of the COVID-19 pandemic. This ensured that the virus infected a very small number of employees.

The Company provides Annual health check-ups for all employees. Besides paramedical staff and emergency medical equipment are available in the Company to deal with industry specific health and safety issues among our people

The Company provides operators and staff with necessary fire-fighting, safety, and mock drill training on a regular basis. It also includes worker training in accident prevention, response, and emergency planning, as well as the usage of protective clothing and equipment. The Company's EHS management entails organising activities and procedures for recognising workplace potential risks, which aids in the reduction of accidents and exposure to hazardous conditions and chemicals.

Every year your Company celebrates safety week to reiterate its commitment to ensuring a safe workplace. Your company organizes training, sessions, mock drills and various competitions covering safety in all aspects of life such as health safety, household safety, Road safety etc. Towards social commitment, your Company arranges campaigns on Road for spreading awareness among the common public about Road safety by displaying banners.

The Company took a variety of measures to ensure successful prevention of CoronaVirus infection in the second and third waves, including thermal verification of employees at the entrance and exit gates, mandatory mask wear, and sanitization methods. In this regard, the Company complied with all instructions made by the Central, State, and Local Governments. Furthermore, it raised immunization awareness among its staff.

Quality

Wherever possible, the Company's manufacturing facilities are extensively automated. In addition, safety precautions are tightly maintained, and quality standards are strictly checked. The Company's quality system is being upgraded on an ongoing basis in order to bring it up to and maintain the worldwide standard. To avoid complaints, the Company meets all of the customers' quality standards, and customer perceived quality is produced at work stations by adding "poka yoke." During the fiscal year 2018-19, the Company achieved QMS certification- IATF 16949 (created by The International Automotive Task Force (IATF) members). The Company has received the following quality certifications in the areas of TQM and QMS.

In addition to the foregoing, the Company employs a variety of other quality control measures, such as quality awareness, training, and involvement of all Shop floor team members in order to meet quality targets, regular and preventive maintenance of dies and other machines to produce high-quality parts, periodic review of supplier quality performance and escalation, and so on. Overall, the Company strives to consistently improve its product variety, product quality, and efficiency, resulting in client happiness and appreciation.

Internal Control Systems

Given the size and nature of the business, the Company's internal control system is appropriate. The rules and procedures of the Company are well-written and encompass the design, implementation, and maintenance of effective internal financial controls. External auditors undertake internal audits, auditing all parts of the business based on audit programs established by the Audit Committee and audit reports addressed quarterly by the Audit Committee in the presence of Auditors.

The Company ensures efficient resource use, precise financial transaction reporting, and rigorous adherence to applicable rules and regulations. The Board prepares and approves detailed annual and capital budgets for all of its functions on a yearly basis, and the committee monitors the process. The Company has replaced the existing Microsoft Dynamics AX 2009 with SAP ERP. It is a low-cost and effective ERP system for strengthening the organization's internal control system. With the support of modern ERP and other constant upgrades, the Company would be in a better position to raise operational efficiency and cost effectiveness of overall operational controls.

Human Resources

Employees are recognized as the Company's most significant asset, and human resource management at Autoline has been a continual process in which various methods are constantly embraced and utilized to achieve the optimum performance. During the fiscal year under review, the Company took a number of efforts to improve employee morale and create a more cohesive working environment. Your Company provides pre-joining free health checkup to the new employee and welcomes with joining kit Towards aim of continual training to its personnel in the areas of skill development, managerial skills, innovation, creativity, and the development of quality workforce your Company has started 'Professor Friday'. The Company arranges training every Friday on various topics including technical as well behavioural sessions through expert trainers. The Company encourages and motivates internal people to give training on their relevant field and thereby achieve sharing of information as well as personality development of the concerned employee. It is implementing a Performance Management System (PMS) to foster a performance-oriented culture throughout the organization.

To maximize potential, the Company has developed and implemented several human resource policies, such as the Policy on Death Benevolent Fund, the Rewards and Recognition Policy, the Star Award Policy, the Attendance Policy, and so on. In addition to the availability of self-funded Mediclaim known as the 'Autoline Employees Health Benefit Scheme'. The Company sponsors/organizes programs and activities for the betterment of its employees such as birthday celebrations of employees, Sports events, cultural events Etc. for team building and a healthy environment. During 2021-22, the Company employed an average of 763 people.

Following are the glimpses of training imparted during the year under review:

Cautionary Statement

The statements contained in this Annual Report, including the Directors' Report and Management Discussion and Analysis may include forward-looking statements within the meaning of applicable securities laws and regulations. These statements are based on certain assumptions and expectations regarding future events. Numerous factors may cause the Company's actual results, performances, or achievements to differ materially from any future results, performances, or achievements that may be expressed or implied, given that the Company's operations are influenced by numerous external and internal factors beyond the control of the Management. The Company cannot guarantee the accuracy or achievement of these statements, assumptions, and aspirations. The Company assumes no obligation to publicly update, change, or revise any forward-looking statements in light of later events or developments.

Corporate Governance Report

1. Company's Philosophy on Code of Governance:

Corporate Governance is a system to ensure the conduct of business with all integrity and fairness, being transparent with regard to all transactions, making all the necessary disclosures and decisions, complying with all the laws of the land in letter and spirit and fixing the accountability and responsibility towards all stakeholders comprising regulators, employees, customers, vendors, investors and the society at large. Good Corporate Governance is a key driver of sustainable corporate growth and creating long-term value for stakeholders. Your Company believes that an effective Corporate Governance mechanism not only helps in the building of reputation and efficient risk management but also helps in maximizing Shareholder Value. Your Company is fully committed to adopting the best practices in Corporate Governance and Disclosures and it is our constant endeavor to adhere to best management practices & highest standards of integrity to safeguard the interest of stakeholders.

The detailed report on complying with obligations of the listed entity which has listed its specified securities as per Chapter IV of SEBI (Listing Obligations and Disclosure Requirements) Regulations, 2015 ("SEBI LODR Regulations") is set out as under.

2. Board of Directors:

a. Composition of the Board of Directors:

Your Company's Board composition is in compliance with the requirements of Section 149 of the Companies Act, 2013 and the rules made thereunder along with Regulation 17 of the SEBI LODR Regulations.

Your Company Board comprises **Six** Directors as of March 31, 2022 having an optimum combination of executive and non-executive directors with one woman Independent director. More than fifty percent of the board of directors comprises non-executive directors. Mr. Prakash Nimbalkar, Independent Director chairs the Board of the Company. The Board of Directors is composed of two Executive Directors viz. Mr. Shivaji Akhade (DIN: 00006755), Managing Director & Chief Executive Officer (designated as Chief Executive Officer from June 28, 2021) and Mr. Sudhir Mungase (DIN: 00006754), Whole-time Director and three Non-executive Independent Directors namely CA Vijay Thanawala (DIN: 00001974), Mr. Prakash Nimbalkar (DIN: 00109947) and Ms. Rajashri Sai (DIN: 07112541) and one Nominee Director Mr. Sridhar Ramachandran (DIN: 07706213) representing the equity investor i.e. India Nivesh Renaissance Fund.

None of the Directors on the Board is a Member of more than 10 Committees and Chairman of more than 5 Committees as specified in Regulation 26 of SEBI LODR Regulations, across all the public limited Companies in which they are Directors. The numbers of directorships of Independent Directors and Other Directors are within the limit of Regulation 17A of SEBI LODR Regulations. The necessary disclosures regarding committee positions and directorships have been made by the Directors. The tenure of Independent Directors is in accordance with the Companies Act, 2013 and rules made thereunder in this regard from time to time.

b. Attendance of each director at the meeting of the Board of Directors and the last Annual General Meeting during FY 2021-22:

Name of the Director	No. of Board Meetings attended	Attendance at the last AGM
Mr. Prakash Nimbalkar	5	Yes
Mr. Shivaji Akhade	5	Yes
Mr. Sudhir Mungase	4	Yes
Mr. Sridhar Ramachandran	5	Yes
CA Vijay Thanawala	5	Yes
Ms. Rajashri Sai	5	Yes

c. Number of other Board of Directors or Committees in which a director is a member or chairperson as on March 31, 2022 are as follows:

Name of the Director	No. of Directorships held *	No. of committee Memberships held**	No. of committee Chairmanship held**	Names of listed entities in which holds the directorship and category of directorship
Mr. Prakash Nimbalkar	1	1	1	-
Mr. Shivaji Akhade	2	2	0	-
Mr. Sudhir Mungase	2	0	0	-
Mr. Sridhar Ramachandran	0	0	0	-
CA Vijay Thanawala	1	1	2	-
Mrs. Rajashri Sai	0	0	0	-

**This number excludes the directorships/committee memberships held in Private Limited Companies, Foreign Companies and Companies registered under Section 8 of the Companies Act, 2013.*

***In accordance with Regulation 26 (1) (b) of SEBI LODR Regulations, Memberships and Chairmanships of only Audit Committee and Stakeholders Relationship Committee in all Public Limited Companies have been considered.*

d. Number of meetings of the Board of Directors held and dates on which held:

The Company used the facility of video conferencing for the Board and Committee Meetings during the year permitted under Section 173(2) of the Act read together with Rule 3 of the Companies (Meeting of Board and its Powers) Rules, 2014, to maintain the social distancing norms and saving resources and cost to the Company as well as traveling time of directors. According to the relaxations granted by SEBI and MCA all the meetings of the Board were held through video conferencing During the financial year 2021-22, **Five (5)** Board meetings were held, respectively on June 2, 2021, June 28, 2021, August 13, 2021, October 30, 2021 and February 12, 2022. The maximum time gap between any two sequential meetings was not more than 120 days. The quorum for all the Board meetings was more than three including one Independent director.

During the year, a separate meeting of Independent Directors was held on March 8, 2022 for reviewing and assessing the matters specified as per Section 149(8) read with Schedule IV of the Act and Regulation 25(4) of SEBI LODR Regulations and Companies Act, 2013.

The Board of Directors periodically reviewed compliance reports pertaining to all laws applicable to the Company, as well as steps were taken by the Company to rectify instances of non-compliances. The Board of Directors was satisfied that plans are in place for an orderly succession for appointment to the board of directors and senior management.

During the year under review, the information specified in Part- A of Schedule II of SEBI LODR Regulations was placed before the Board of Directors.

In advance of each meeting, all relevant information of various matters relating to the working of the Company, especially those that requires deliberations at the highest level is presented before the Board. Directors have separate and full access to senior management at all times. In addition to items which are required to be placed before the Board for its noting or approval, information is provided on various significant items. The relevant information is regularly made available to the Board.

To enable the Board, to discharge its responsibilities effectively, the members of the Board are given brief update at every Board meeting on the overall performance of the Company and on each of the Agenda items of the Board meeting. The Draft minutes of each Board meeting were circulated to all the directors within 15 days from the date of the conclusion of the meeting for their comments.

e. Disclosure of relationships between the directors *inter-se*:

There is no inter se relationship between the Directors except that Mr. Sudhir Mungase (DIN: 00006754), Whole-time Director of the Company is a brother-in-law of Mr. Shivaji Akhade (DIN: 00006755), Managing Director & CEO of the Company.

f. Number of shares and Convertible instruments held by Non-executive Directors as on March 31, 2022:

Name of the Director	DIN	No. of Shares	Convertible Instruments
Mr. Prakash Nimbalkar	00109947	6700	0
CA Vijay Thanawala	00001974	2525	0
Mr. Sridhar Ramachandran	07706213	2000	0
Ms. Rajashri Sai	07112541	0	0

g. Web link for details of familiarisation programmes imparted to independent directors is disclosed:

The company has arranged familiarisation programmes for the independent director, details of which are available on the website of the company, the link for the same is http://www.autolineind.com/code-of-conduct-policies

h. Core Skill/Expertise/Competencies

In accordance with Regulation 34(3) read with Para C of the Schedule V of the SEBI LODR Regulations, the Board of Directors have identified the Skills, Expertise & Competencies required in the context of the company's business and the sector in which it operates to function effectively and those actually available with the board. Accordingly, the below table represents the Key Skills/ Expertise & Competencies considered desirable for the Board of the Company.

Sr. No.	Arenas of Desired Skills, Expertise & Competencies	Knowledge, Skills & Expertise desired
1	Knowledge of Automobile and Auto Ancillary Industry	A thorough understanding of the Global as well as Indian Automobile Industry and organizations dealing in designing, molding and sheet metal pressing.
2	Knowledge and understanding of FDI policy and JV- overseas and domestic	Sound knowledge and understanding of matters related to RBI policy with respect to FDI and overseas investment, JV transactions as one of the company's subsidiaries is a JV with foreign investors and the Company has FDI and overseas exposure.
3	Finance & Taxation	Understanding of Financial Statements, transactions, internal financial controlling processes, financial management and taxation laws.
4	Corporate Laws and Governance	Understanding and knowledge of Corporate Laws and other applicable Legislations.
5	Audit & Risk Assessment	A thorough understanding of Audit and its related procedures, Risk Management and strategies related to the same.
6	Management Capabilities	Core competencies in reference to Management capabilities include Efficient Planning and Control of Production and Operations, Overall Managerial skills and leadership qualities.

A chart setting out the skills/expertise/competence of the board of directors as desired by the Company

Name of Director	Arenas of Desired Skills, Expertise & Competencies					
	Knowledge of Automobile and Auto Ancillary Industry	Knowledge and understanding of FDI policy and JV- overseas and domestic	Finance & Taxation	Corporate Laws and Governance	Audit & Risk Assessment	Management Capabilities
Mr. Shivaji Akhade	✓	✓	✓	✓	✓	✓
Mr. Sudhir Mungase	✓	✓	✓	✓	✓	✓
Mr. Prakash Nimbalkar	✓	✓	✓	✓	✓	✓
Mr. Vijay Thanawala	✓	✓	✓	✓	✓	✓
Mr. Sridhar Ramachandran	✓	✓	✓	✓	✓	✓
Ms. Rajashri Sai	✓	✓	✓	✓	✓	✓

i. Based on the disclosures received from all Independent directors and also in the opinion of the Board, the Board confirms that the independent directors fulfill the conditions specified in the SEBI LODR Regulations and Companies Act, 2013 and are independent of the management.

3. Audit Committee:

a. Brief Description of terms of reference:

The Audit Committee of the Board of Directors of the Company provides assurance to the Board on the adequacy of the internal control systems and financial disclosures. Its main aim is to monitor and to provide effective supervision of the management's financial reporting process with a view to ensure accurate, timely and proper disclosures and transparency, integrity and quality of financial reporting.

The terms of reference of the Audit Committee are wide enough to cover the matters specified for Audit Committee under Regulation 18 of SEBI LODR Regulations as well as in Section 177 of the Companies Act, 2013 which inter-alia includes:

1. Oversight of the Company's financial reporting process and the disclosure of its financial information to ensure that the financial statement is correct, sufficient and credible;
2. Recommendation for appointment, remuneration and terms of appointment of auditors of the Company;
3. Approval of payment to statutory auditors for any other services (their services) rendered by the statutory auditors
4. Reviewing, with the management, the annual financial statements and auditor's report thereon before submission to the board for approval, with particular reference to:
   a) Matters required to be included in the Director's Responsibility Statement to be included in the Board's report in terms of clause (c) of sub-section 3 of section 134 of the Companies Act, 2013
   b) Changes, if any, in accounting policies and practices and reasons for the same.
   c) Major accounting entries involving estimates based on the exercise of judgment by management
   d) Significant adjustments made in the financial statements arising out of audit findings
   e) Compliance with listing and other legal requirements relating to financial statements
   f) Disclosure of any related party transactions
   g) Qualifications/modified opinions in the draft audit report if any
5. Reviewing, with the management, the quarterly financial statements before submission to the board for approval;
6. Reviewing, with the management, the statement of uses/application of funds raised through an issue (public issue, rights issue, preferential issue, etc.), the statement of funds utilized for purposes other than those stated in the offer document/ prospectus/notice and the report submitted by the monitoring agency monitoring the utilization of proceeds of a public or rights issue, and making appropriate recommendations to the Board to take up steps in this matter;
7. Review and monitor the auditor's independence and performance and effectiveness of audit process;
8. Approval or any subsequent modification of transactions of the Company with related parties;
9. Scrutiny of inter-corporate loans and investments;
10. Valuation of undertakings or assets of the Company, wherever it is necessary;
11. Evaluation of internal financial controls and risk management systems;
12. Reviewing, with the management, performance of statutory and internal auditors, adequacy of the internal control systems;
13. Reviewing the adequacy of internal audit function, if any, including the structure of the internal audit department, staffing and seniority of the official heading the department, reporting structure coverage and frequency of internal audit;
14. Discussion with internal auditors of any significant findings and follow up there on;
15. Reviewing the findings of any internal investigations by the internal auditors into matters where there is suspected fraud or irregularity or a failure of internal control systems of a material nature and reporting the matter to the board;
16. Discussion with statutory auditors before the audit commences, about the nature and scope of audit as well as post-audit discussion to ascertain any area of concern;

17. To look into the reasons for substantial defaults in the payment to the depositors, debenture holders, shareholders (in case of non-payment of declared dividends) and creditors;
18. To review the functioning of the Whistle Blower mechanism;
19. Approval of appointment of CFO (i.e., the whole-time Finance Director or any other person heading the finance function or discharging that function) after assessing the qualifications, experience and background, etc. of the candidate;
20. Reviewing the utilization of loans and/ or advances from/investment by the Company in the subsidiary exceeding rupees 100 crore or 10% of the asset size of the subsidiary, whichever is lower including existing loans / advances / investments existing as on the date of coming into force of this provision.
21. Consider and comment on rationale, cost-benefits and impact of schemes involving merger, demerger, amalgamation etc., on the listed entity and its shareholders.
22. Carrying out any other function as is mentioned in the terms of reference of the Audit Committee.

b. Composition, Name of Members and Chairperson:

The Audit committee has been reconstituted on May 24, 2014. The present Audit Committee comprises of three members, two are non-executive independent directors and one is executive director. The composition of which is as under:

i. CA Vijay Thanawala (Non-Executive Independent Director)

ii. Mr. Prakash Nimbalkar (Non-Executive Independent Director)

iii. Mr. Shivaji Akhade (Managing Director & CEO)

CA Vijay Thanawala is the Chairman of the Audit Committee. All members of the Audit Committee have ability to read and understand the financial statement and they are financially literate. CA Vijay Thanawala and Mr. Prakash Nimbalkar have accounting or related financial management expertise. CS Ashish Gupta, then Company Secretary of the Company was acting as Secretary to the Committee however due to his resignation, w.e.f. March 15, 2022 CS Shilpa Walunj, Company Secretary of the Company is acting as Secretary to the Committee w.e.f. March 16, 2022. The Committee's composition meets with the requirements of Section 177 of the Companies Act, 2013 and Regulation 18 of SEBI LODR Regulations.

c. Meetings and attendance during the year:

During the year under review, **Five (5)** Audit Committee meetings were held on June 25, 2021, June 26, 2021, August 12, 2021, October 29, 2021 and February 11, 2022.

Attendance at the Audit Committee meetings in the Financial Year 2021-22:

Name of the Director	No. of meetings held	No. of meetings attended
CA. Vijay Thanawala	5	5
Mr. Prakash Nimbalkar	5	5
Mr. Shivaji Akhade	5	5

4. Nomination and Remuneration Committee:

a. Brief description of terms of reference:

The terms of reference of the Nomination & Remuneration Committee are wide enough to cover the matters specified for Committee under Part D of the Schedule II of SEBI LODR Regulations and Section 178 of the Companies Act, 2013 and inter-alia includes:

a. Formulation of the criteria for determining qualifications, positive attributes and independence of a director and recommend to the Board a policy, relating to the remuneration of the directors, key managerial personnel and other employees.

b. For every appointment of an Independent Director, to evaluate the balance of skills, knowledge and experience on the Board and on the basis of such evaluation, prepare a description of the role and capabilities required of an independent director.

For the purpose of identifying suitable candidates, the Committee may:

1) Use the services of an external agencies, if required;

2) Consider candidates from a wide range of backgrounds, having due regard to diversity; and

3) Consider the time commitments of the candidates

c. Identifying persons who are qualified to become directors and who may be appointed in senior

management in accordance with the criteria laid down and recommend to the Board their appointment and removal.

d. Formulation of criteria for evaluation of Independent Directors and the Board.

e. To evaluate performance of each director and performance of the Board as a whole.

f. To recommend to the Board a policy, relating to the remuneration for the directors, key managerial personnel and other employees.

g. To review and determine fixed component and performance linked incentives for Directors along with the performance criteria.

h. To determine policy on service contracts, notice period, severance fee for directors and senior management.

i. Devising a policy on Board diversity.

j. To carry out any other function as is mandated by the Board from time to time and/ or enforced by any statutory notification, amendment or modification as may be applicable.

k. Whether to extend or continue the term of appointment of the independent director, on the basis of the report of performance evaluation of independent directors.

l. Recommend to the board, all remuneration, in whatever form, payable to senior management.]

m. To perform such other functions as may be necessary.

b. Composition, Name of Members and Chairperson:

The Company has constituted the Nomination & Remuneration Committee in accordance with the provisions of Section 178 of the Companies Act, 2013.

The composition of Nomination & Remuneration Committee is as under

i. CA Vijay Thanawala (Non-Executive Independent Director)

ii. Mr. Prakash Nimbalkar (Non-Executive Independent Director)

iii. Mr. Sridhar Ramachandran (Non-Executive Director)

CA Vijay Thanawala has been appointed as the Chairman of the Committee w.e.f. May 24, 2014. The Committee was reconstituted on December 12, 2020. CS Ashish Gupta, then Company Secretary of the Company was acting as Secretary to the Committee however due to his resignation, w.e.f. March 15, 2022 CS Shilpa Walunj, Company Secretary of the Company is acting as Secretary to the Committee w.e.f. March 16, 2022. The Committee's composition meets with the requirements of the Section 178 of the Companies Act, 2013 and Regulation 19 of SEBI (Listing Obligations and Disclosure Requirements) Regulations, 2015.

c. Meeting and attendance during the year:

During the year under review, Two meetings of the Nomination and Remuneration Committee was held on August 12, 2021 and February 11, 2022

Attendance at the Nomination & Remuneration Committee meetings for Financial Year 2021-22:

Name of the Director	No. of meetings held	No. of meetings attended
CA. Vijay Thanawala	2	2
Mr. Prakash Nimbalkar	2	2
Mr. Sridhar Ramachandran	2	2

b. **Performance evaluation criteria for independent directors (ID):** Performance evaluation of Independent Directors was done by entire Board of Directors which broadly consists of (a) performance of the directors; and (b) fulfillment of the independence criteria as specified in LODR and their independence from the management. The director who was subject to evaluation had not participated in the evaluation process. Performance evaluation criteria for independent directors are detailed as follows:

A. Evaluation based on professional conduct

1. Whether the Independent Directors upholds ethical standards of integrity and probity?

2. Whether ID acts objectively and constructively while exercising their duties?

3. Whether ID exercises his/her responsibilities in a bona fide manner in the interest of the Company?

4. Whether ID devotes sufficient time and attention to his/her professional obligations for informed and balanced decision making?

5. Whether ID not allow any extraneous considerations that will vitiate his/her exercise of objective independent judgment in the paramount interest of the Company as a whole, while concurring in or dissenting from the collective judgment of the Board in its decision making?

6. Whether ID does not abuse his/her positions to the detriment of the Company or its shareholders or for the purpose of gaining direct or indirect personal advantage or advantage for any associated person?
7. Whether ID refrains from any action that would lead to loss of his/her independence?
8. Where circumstances arise which make an independent director lose his/her independence, whether the independent director has immediately informed the Board accordingly?
9. Whether ID assists the Company in implementing the best corporate governance practices?

B. Evaluation based on Role and functions:

1. Whether ID helps in bringing an independent judgment to bear on the Board's deliberations especially on issues of strategy, performance, risk management, resources, key appointments and standards of conduct?
2. Whether ID brings an objective view in the evaluation of the performance of Board and management?
3. Whether ID scrutinizes the performance of management in meeting agreed goals and objectives and monitor the reporting of performance?
4. Whether ID satisfies himself/herself on the integrity of financial information and that financial controls and the systems of risk management are robust and defensible?
5. Whether ID has taken actions to safeguard the interests of all stakeholders, particularly the minority shareholders?
6. Whether IDs balances the conflicting interest of the stakeholders?
7. Whether ID during the Board/ Committee meetings along with other members determines appropriate levels of remuneration of executive directors, key managerial personnel and senior management and have a prime role in appointing and where necessary recommend removal of executive directors, key managerial personnel and senior management?
8. Whether ID moderates and arbitrates in the interest of the Company as a whole, in situations of conflict between management and shareholder's interest?

C. Evaluation based on Duties:

1. Whether ID undertakes appropriate induction and regularly update and refresh his/her skills, knowledge and familiarity with the Company?
2. Whether ID seeks appropriate clarification or amplification of information and, where necessary, take and follow appropriate professional advice and opinion of outside experts?
3. Whether IDs strive to attend all meetings of the Board of Directors and of the Committees of which he/she is a member?
4. Whether ID participates constructively and actively in the Committees of the Board in which he/she is chairperson or member?
5. Whether ID strives to attend the general meetings of the Company?
6. Where ID has concerns about the running of the Company or a proposed action, whether he/she ensures that these are addressed by the Board and to the extent that they are not resolved, insist that their concerns are recorded in the minutes of the Board meeting?
7. Whether ID does not unfairly obstruct the functioning of an otherwise proper Board or Committee of the Board?
8. Whether ID gives sufficient attention and ensure that adequate deliberations are held before approving related party transactions and assure himself/herself that the same are in the interest of the Company?
9. Whether ID ascertains and ensures that the Company has an adequate and functional vigil mechanism and also ensures that the interests of a person who uses such mechanism are not prejudicially affected on account of such use?
10. Whether ID reports concerns about unethical behavior, actual or suspected fraud or violation of the Company's Code of Conduct?
11. Whether ID acts within his/her authority, assist in protecting the legitimate interests of the Company, shareholders and its employees?
12. Whether ID does not disclose confidential information, including commercial secrets,

technologies, advertising and sales promotion plans, unpublished price sensitive information, unless such disclosure is expressly approved by the Board or required by law?

5. Stakeholders' Relationship Committee:

a. Brief description of terms of reference:

The Company constituted the Stakeholders' Relationship Committee headed by Mr. Prakash Nimbalkar, Independent Director of the Company. The Committee specifically looks into the various aspect of interest including mechanism of redressal of grievances of shareholders, debenture holders and other security holders. In addition, the Committee also looks into matters that can facilitate better investor services and relations.

The terms of reference of Stakeholders' Relationship Committee are wide enough to cover the matters specified for Committee under the Companies Act, 2013 and Regulation 20 of SEBI (Listing Obligations and Disclosure Requirements) Regulations, 2015 and inter alia includes:

1. To oversee and review all matters connected with the transfer of the Company's securities;
2. To consider and resolve the grievances of security holders of the Company with respect to transfer/ transmission of shares, non-receipt of annual Report, non-receipt of declared dividend, issue of new/duplicate certificates, general meetings etc.
3. To review of measures taken for effective exercise of voting rights by shareholders
4. To provide guidance and make recommendations to improve service levels for the investors.
5. To review of adherence to the service standards adopted by the listed entity in respect of various services being rendered by the Registrar & Share Transfer Agent
6. To review of the various measures and initiatives taken by the listed entity for reducing the quantum of unclaimed dividends and ensuring timely receipt of dividend warrants/annual reports/statutory notices by the shareholders of the company.
7. To perform such other functions as may be necessary.

b. Composition, Name of Members and Chairperson:

The Company constituted a Stakeholders Relationship Committee in its Board Meeting held on May 24, 2014 in accordance with section 178 of the Companies Act, 2013.

The Composition of Stakeholders Relationship Committee is as under:

i. Mr. Prakash Nimbalkar (Non-Executive Independent Director)

ii. CA Vijay Thanawala (Non-Executive Independent Director)

iii. Mr. Shivaji Akhade (Managing Director and CEO)

CS Ashish Gupta, then Company Secretary of the Company was acting as Secretary to the Committee however due to his resignation, w.e.f. March 15, 2022 CS Shilpa Walunj, Company Secretary of the Company is acting as Secretary to the Committee w.e.f. March 16, 2022.

During the year under review, the Stakeholders' Relationship Committee met Four (4) times on Jun 28, 2021, August 13, 2021, October 30, 2021 and February 12, 2021.

Attendance at the Stakeholders' Relationship Committee meeting during the Financial Year 2021-22:

Name of the Director	No. of meetings held	No. of meetings attended
Mr. Prakash Nimbalkar	4	4
CA Vijay Thanawala	4	4
Mr. Shivaji Akhade	4	4

c. Name and Designation of the Compliance Officer:

CS Ashish Gupta, erstwhile Company Secretary of the Company was the Compliance Officer of the Company however due to his resignation, w.e.f. March 15, 2022, CS Shilpa Walunj, Company Secretary of the Company is the Compliance Officer of the Company.

d. Number of shareholders' complaints received, number of complaints not solved to the satisfaction of Shareholders and number of pending complaints in FY 2021-22 are as below:

Complaints received	0
Complaints not solved to the satisfaction of Shareholders	0
Pending complaints	0
Total	**0**

6. Corporate Social Responsibility Committee:

The Corporate Social Responsibility Committee comprises three members out of whom one is Independent Director viz. Mr. Prakash Nimbalkar (Chairman) and two are Executive Directors viz. Mr. Shivaji Akhade, Managing Director and Mr. Sudhir Mungase, Whole-time Director.

The Committee was reconstituted on January 30, 2021 and meets with the requirements of Section 135 of the Companies Act, 2013 during the financial year 2021-22.

The terms of reference of the Corporate Social Responsibility Committee are wide enough to cover the matters specified for Committee under Section 135 of the Companies Act, 2013 and *inter-alia* includes:

a. To formulate and recommend to the Board a Corporate Social Responsibility Policy which shall indicate the activities to be undertaken by the Company in compliance with the provisions of the Companies Act, 2013 and rules made thereunder;

b. To recommend the amount of expenditure to be incurred on the Corporate Social Responsibility activities;

c. To monitor the Corporate Social Responsibility Policy of the Company;

d. To review the performance of the Company in the area of Corporate Social Responsibility;

e. To carry out any other function as is mandated by the Board from time to time and/or enforced by any statutory notification, amendment or modification as may be applicable or as may be necessary or appropriate for performance of its duties.

Even though the company has recorded profit amounting to ₹ 7.50 CR for the period under report; the company there were no profits during previous three financial years and hence the Company did not incur expenditure on CSR activities further no meetings of the CSR Committee were held during the financial year 2021-22.

7. Executive Committee:

Executive Committee consists of Mr. Prakash Nimbalkar, Mr. Shivaji Akhade, Mr. Sudhir Mungase and Mr. Sridhar Ramachandran. Mr. Prakash Nimbalkar is the Chairman of the Executive Committee.

Executive Committee of the Board has been delegated certain powers and duties by the Board of Directors to oversee certain functions including but not limited to the following functions broadly:

a) To borrow & avail various credit facilities, loans from banks, financial institutions etc. up to ₹ 400 Crores;

b) To invest the funds of the Company up to ₹ 400 Crores;

c) To grant loans or give guarantee or provide security in respect of loans up to ₹ 400 Crores;

d) To recommend Board to take various decisions on financial commitments, roles etc;

e) To discuss on the financials and long term planning, strategic planning relating to business and it affairs of the Company;

f) To monitor and control over all units and subsidiary companies operations;

g) Establishing control & supervision on all departments like Production, Sales, Purchase, HR, IT, Accounts and finance etc;

h) Discussions and decisions on purchase/sale of capital assets etc.

i) Discussions relating to acquisitions/ sale of units/ undertakings, negotiation with parties etc.

j) Business Developments and decisions to be taken in this respect.

k) Any other matter which the Board may from time to time deem fit.

During the year under review, the Committee met Seven (7) times on April 24, 2021, May 22, 2021, August 30, 2021, September 28, 2021, November 29, 2021, December 16, 2021, and March 15, 2022.

Attendance at the Executive Committee meeting:

Name of the Director	No. of meetings held	No. of meetings attended
Mr. Prakash Nimbalkar	7	7
Mr. Shivaji Akhade	7	7
Mr. Sudhir Mungase	7	5
Mr. Sridhar Ramachandran	7	7

8. Compensation Committee

The Committee has been constituted to administer and monitor Autoline ESOS Scheme 2008. The said Scheme is lapsed due to efflux of time on April 12, 2019. The Committee consists of three members out of which two are Independent Directors viz. Mr. Prakash Nimbalkar, CA. Vijay Thanawala and one Executive Director, Mr. Shivaji Akhade.

Mr. Prakash Nimbalkar is the Chairman of the Committee. No meeting of the Compensation Committee were held during the financial year 2021-22.

9. Risk Management Committee

The Company constituted Risk Management Committee on February 3, 2015 however the provisions related to the constitution and holding the meeting are not applicable to the Company since it does not fall in the list of top 1000 listed entities to whom the provision is applicable. The Committee is responsible to lay down procedures to inform Board members about risk assessment and mitigation procedures. The Committee consists of four members out of which three are director's viz. Mr. Prakash Nimbalkar, Mr. Shivaji Akhade, and Mr. Sudhir Mungase and one senior executive Mr. Venugopal Pendyala (Chief Financial Officer). Mr. Prakash Nimbalkar is the Chairman of the Committee.

The Committee has laid down procedures to inform the Board members about the risk assessment and mitigation procedures. These procedures are periodically reviewed to ensure that executive management controls risk through means of a properly defined framework. No meeting of Risk Management Committee was held during the financial year 2021-22.

10. Remuneration of Directors

a. All Pecuniary relationship or transaction of the Non-Executive directors vis-à-vis the Company:

During the year under review, none of the Non – Executive Directors of the Company had any pecuniary relationships and/or transactions with the Company except the shareholding as mentioned hereinabove.

b. Criteria of making payments to non-executive directors:

Non-Executive Directors of your Company receive sitting fees of ₹ 30,000/- for each meeting of Board and Executive Committee, ₹ 25000/- for each meeting of Audit Committee and ₹ 15000/- for each meeting of Nomination & Remuneration Committee, Stakeholders Relationship Committee, Compensation Committee and any other committee meeting thereof attended by them. Apart from sitting fees non-executive directors do not receive any remuneration from the Company.

c. Disclosures with respect to remuneration:

The details of remuneration paid to Directors of the Company during the financial year 2021-22 are given below:

(₹ in Lakhs)

	Particulars	Mr. Shivaji Akhade	Mr. Sudhir Mungase
i)	**Gross Salary**	60.00	24.00
	(a) Salary	60.00	24.00
	(b) Bonus	0	0
	(c) Stock Options	0	0
	(d) Pension	0	0
ii)	Performance Linked incentives	0	0
	Total	**60.00**	**24.00**
iii)	Service Contracts	5 Years w.e.f. October 1, 2021	5 Years w.e.f. October 1, 2021
	Notice Period	6 months	6 months
	Severance Fees	Nil	Nil
iv)	Stock option details	Nil	Nil

**Non-Executive directors did not receive any remuneration other than sitting fees which is disclosed in Annual Return.*

11. General Body Meetings

a. Details of Location, time, venue and special resolutions passed in the last three Annual General Meetings (AGMs) and Extra-ordinary General Meetings (EGMs) held in FY 2021-22 are given as under:

Financial Year, Day & date	Time	Venue	No. of Special Resolution(s) passed
2020-21, 25th AGM, Wednesday, September 29, 2021	2.30 p.m.	Due to Covid-19 pandemic the 25th Annual General Meeting of the members of the Company was convened through Video Conferencing ("VC") or Other Audio Visual Means ("OAVM") in accordance with the relevant Circulars of MCA and SEBI. Further, in accordance with the Secretarial Standard-2 on General Meetings issued by the Institute of Company Secretaries of India ("ICSI") read with Clarification/ Guidance on applicability of Secretarial Standards - 1 and 2 dated April 15, 2020 issued by the ICSI, the Proceedings of the AGM are deemed to be conducted at the Registered Office of the Company being the deemed venue of the AGM.	1. To Re-appoint Mr. Shivaji Akhade (DIN: 00006755) as a Managing Director 2. To Reappoint Mr. Sudhir Mungase (DIN: 00006754) as a Whole-time Director
2019-20, 24th AGM, Tuesday, December 29, 2020	2.30 p.m.	Due to Covid-19 pandemic the 24th Annual General Meeting of the members of the Company was convened through Video Conferencing ("VC") or Other Audio Visual Means ("OAVM") in accordance with the relevant Circulars of MCA and SEBI. Further, in accordance with the Secretarial Standard-2 on General Meetings issued by the Institute of Company Secretaries of India ("ICSI") read with Clarification/ Guidance on applicability of Secretarial Standards - 1 and 2 dated April 15, 2020 issued by the ICSI, the Proceedings of the AGM are deemed to be conducted at the Registered Office of the Company being the deemed venue of the AGM	-
2018-19, 23rd AGM, Saturday, September 28, 2019	2.30 p.m.	S. Nos. 291 to 295 Nanekarwadi, Chakan, Tal. Khed, Dist. Pune - 410501	1. To re-appoint Mr. Prakash B. Nimbalkar (DIN: 00109947) as an Independent Director 2. To re-appoint Mr. Vijay k. Thanawala (DIN: 00001974) as an Independent Director 3. To re-appoint Mr. Umesh N. Chavan (DIN: 06908966) as an Executive Director & CEO 4. To approve the remuneration of Mr. Shivaji T Akhade (DIN:00006755), Managing Director of the Company 5. To approve the remuneration of Mr. Sudhir V Mungase (DIN:00006754), Whole-time Director of the Company 6. To alter the Articles of Association of the Company as per the provisions of the Companies Act, 2013

Financial Year, Day & date	Time	Venue	No. of Special Resolution(s) passed
			7. To approve the waiver of recovery of remuneration paid to Mr. Umesh Chavan, Executive Director & CEO (DIN: 06908966) for the period June 25, 2014 to June 24, 2017. 8. To approve granting of Loans, providing any Security, giving any Guarantees in connection with any loans raised, by Autoline Industrial Parks Limited (AIPL), Subsidiary of Autoline Industries Limited (AIL)

All resolutions as set out in the respective notices were duly passed by the shareholders.

b. Special Resolutions passed through Postal Ballot:

During the year 2021-22, the Company has vide its Postal Ballot Notice dated March 16, 2021 passed the following special resolutions on April 21, 2021 in relation to Increase the Authorized Share Capital, the Preferential Allotment of 70,00,000 Equity Shares at ₹ 40/- each and 10,00,000 Warrants to the allottees as mentioned in Postal Ballot Notice dated March 16, 2021:

Sr. No.	Matter of the Special Resolutions	Percentage of Votes in Favor	Percentage of Votes in against
1	To increase the Authorised Share Capital and consequent alteration of the Capital Clause in the Memorandum of Association of the Company	99.99%	0.01%
2	To offer, issue and allot Equity Shares of the Company on Preferential Basis	99.90%	0.10%
3	To offer, issue and allot Warrants on Preferential Basis to the Promoters	99.98%	0.02%

Further, the Company has vide its Postal Ballot Notice dated May 6, 2022 passed the following special resolutions on June 11, 2022 in relation to Approve the Payment of Remuneration to Mr. Shivaji Akhade, (DIN: 00006755) Managing Director & Chief Executive Officer and Mr. Sudhir Mungase, (DIN: 00006754) Whole time Director of the Company as mentioned in Postal Ballot Notice dated May 6, 2022:

Sr. No.	Matter of the Special Resolutions	Percentage of Votes in Favor	Percentage of Votes in against
1	To Approve the Payment of Remuneration tom. Shivaji Akhade, (DIN: 00006755) Managing Director & Chief Executive Officer of the Company	99.98	0.02
2	To Approve the Payment of Remuneration to Mr. Sudhir Mungase, (DIN: 00006754) Whole time Director of the Company	99.98	0.02

c. Special Resolution proposed to be conducted through postal Ballot:

At present there are no Special Resolutions proposed to be conducted through postal ballot

d. The notice of the Postal Ballot has been sent to the shareholders of the Company. Pursuant to clause (a) of sub-section (1) of Section 110 and other applicable provisions, if any, of the Companies Act, 2013, read with Rule 22 of the Companies (Management and Administration) Rules, 2014, General Circular No.14/2020 dated April 8, 2020, General Circular No.17/2020 dated April 13, 2020, General Circular 22/2020 dated June 15, 2020, General Circular No. 33/ 2020 dated September 28, 2020 and General Circular No. 39/ 2020 dated December 31, 2020, General Circular No. 10/ 2021 dated June 23, 2021, General Circular No. 20/ 2021 dated December 8, 2021 issued by the Ministry of Corporate Affairs on account of the threat posed by Covid -19 pandemic and any other

applicable laws and regulations including Securities and Exchange Board of India (Listing Obligations and Disclosure Requirements) Regulations, 2015 ('SEBI Listing Regulations'), and any other applicable laws and regulations, consent of Members of the Company is sought by means of voting through electronic means (e-voting). CS Sunil Nanal, Practicing Company Secretary, is appointed as the Scrutiniser for the Postal Ballot and e-voting facility.

12. Means of Communication

Financial results:

The Company normally publishes its quarterly and/or yearly financial results in the leading national newspaper namely The Financial Express. In addition the same are published in local language (Marathi) newspapers namely Daily Loksatta.

Website: The Company's website www.autolineind.com contains a separate dedicated section 'Investor Relations' where shareholders' information is available. The Company's Annual Report is also available in a user-friendly and downloadable form. Business updates, official news releases and Presentations made to institutional investors or to the analysts, if any are also available on the website of company and disseminated on the Stock Exchanges viz. BSE and NSE.

Annual Report: The Annual Report containing, inter alia, Audited Financial Statements (Standalone and Consolidated), Director's Report including Management's Discussion and Analysis (MD&A) Report, Auditor's Report and other important information is circulated to members and others entitled thereto and is also available on Company's website: www.autolineind.com.

NSE Electronic Application Processing System (NEAPS) & NSE Digital Portal: The NEAPS & NSE Digital Portal are web-based application designed by NSE for corporates. All periodical compliance filings like shareholding pattern, corporate governance report, media releases, among others are filed electronically on NEAPS or & NSE Digital Portal.

BSE Corporate Compliance & Listing Centre (the 'Listing Centre'): BSE's Listing Centre is a web-based application designed for corporates. All periodical compliance filings like shareholding pattern, corporate governance report, media releases, among others are also filed electronically on the Listing Centre.

SEBI Complaints Redress System (SCORES): The investor complaints are processed in a centralized web-based complaints redress system. The salient features of this system are: Centralized database of all complaints, online upload of Action Taken Reports (ATRs) concerned companies and online viewing by investors of actions taken on the complaint and its current status.

13. General Shareholders information:

Company Registration Details:

The Company is registered in the State of Maharashtra, India. The Corporate Identity Number (CIN) allotted to the Company by the Ministry of Corporate Affairs (MCA) is **L34300PN1996PLC104510**

Sr. No.	Particulars	Information
1.	**Annual general meeting**	
	Day, Date and Time	Thursday, September 29, 2022 at 3:30 p.m.
	Venue	In terms of the General Circular No. 2/2022 dated May 5, 2022 read together with General Circular No.14/2020 dated April 8, 2020, General Circular No. 17/2020 dated April 13, 2020 and General Circular No. 20/2020 dated May 5, 2020, General Circular No. 02/2021 dated January 13, 2021, General Circular No. 19/2021 dated December 8, 2021 and 21/2021 dated December 14, 2021 and the rules made thereunder on account of the threat posed by COVID-19' (collectively referred to as 'MCA Circulars') and the Securities and Exchange Board of India ('SEBI') vide its circular No. SEBI/HO/CFD/CMD2/CIR/P/2022/62 dated May 13, 2022 read with circular No. SEBI/HO/CFD/CMD1/CIR/P/2020/79 dated May 12, 2020 and circular No. SEBI/HO/CFD/CMD2/CIR/P/2021/11 dated January 15, 2021 in relation to Relaxation in relation to compliance with certain provisions of

Sr. No.	Particulars	Information
		SEBI (Listing Obligations and Disclosure Requirements) Regulations 2015 - COVID-19 pandemic (collectively referred to as 'SEBI Circulars'); the Annual General Meeting (AGM) is scheduled at the Registered Office through Video Conferencing or Other Audio Visual Means, without the physical presence of the members at a common venue. Necessary public notices, publications and other arrangements have been made pursuant to the MCA circulars.
2.	**Financial calendar**	
	Financial year	April 1, 2022 to March 31, 2023
	Financial reporting	
	First quarter results	August 9, 2022
	Quarterly / Half-yearly results	Second week of November, 2022 (Tentative)
	Third quarter results	Second week of February, 2023 (Tentative)
	Fourth quarter and Annual Audited results	Fourth week of May, 2023 (Tentative)
3.	**Dates of book closure**	N.A.
4.	**Dividend payment date**	N.A.
5.	**Listing on Stock Exchanges and confirmation about payment of annual listing fee**	BSE Limited (BSE) Phiroze, Jeejeebhoy Towers, Dalal Street, Mumbai - 400 001, India. Annual Listing Fees for FY 2022-23 was duly paid. National Stock Exchange of India Limited (NSE), Exchange Plaza, C-1, Block G, Bandra Kurla Complex, Bandra (E), Mumbai-400 051, India. Annual Listing Fees for FY 2022-23 was duly paid.
6.	**Stock code - Scrip code**	BSE: 532797 NSE: AUTOIND
7.	**ISIN for Equity shares**	INE718H01014
8.	**Market price data and share price performance in comparison to broad based indices:**	Monthly high and low quotations of shares traded on Stock Exchanges for the period from April 1, 2021 to March 31, 2022 is given below:

Monthly high and low quotations of shares:

Month	BSE Ltd				National Stock Exchange of India Ltd			
	Autoline		Sensex		Autoline		Nifty	
	High	Low	High	Low	High	Low	High	Low
Apr'21	44.65	33.45	50375.77	47204.55	44.75	33.15	15044.35	14151.40
May'21	40.70	33.05	52013.22	48028.07	40.50	33.45	15606.35	14416.25
June'21	51.25	37.10	53126.73	51450.58	50.95	36.20	15915.65	15450.90
July'21	68.60	41.95	53290.81	51802.73	69.00	41.55	15962.25	15513.45
Aug'21	79.35	46.50	57625.26	52804.08	79.40	46.50	17153.50	15834.65
Sept'21	63.10	51.40	60412.32	57263.90	63.30	52.15	17947.65	17055.05
Oct'21	64.80	53.60	62245.43	58551.14	65.00	53.55	18604.45	17452.90
Nov'21	71.50	56.10	61036.56	56382.93	71.40	56.05	18210.15	16782.40
Dec'21	63.40	52.60	59203.37	55132.68	64.70	52.25	17639.50	16410.20
Jan'22	79.50	55.10	61475.15	56409.63	79.50	55.10	18350.95	16836.80
Feb'22	72.80	52.25	59618.51	54383.20	71.00	53.00	17794.60	16203.25
Mar'22	61.90	48.15	58890.92	52260.82	61.40	48.00	17559.80	15671.45

Share Price Performance in comparison to broad based indices - BSE Sensex and NSE Nifty as on March 31, 2022.

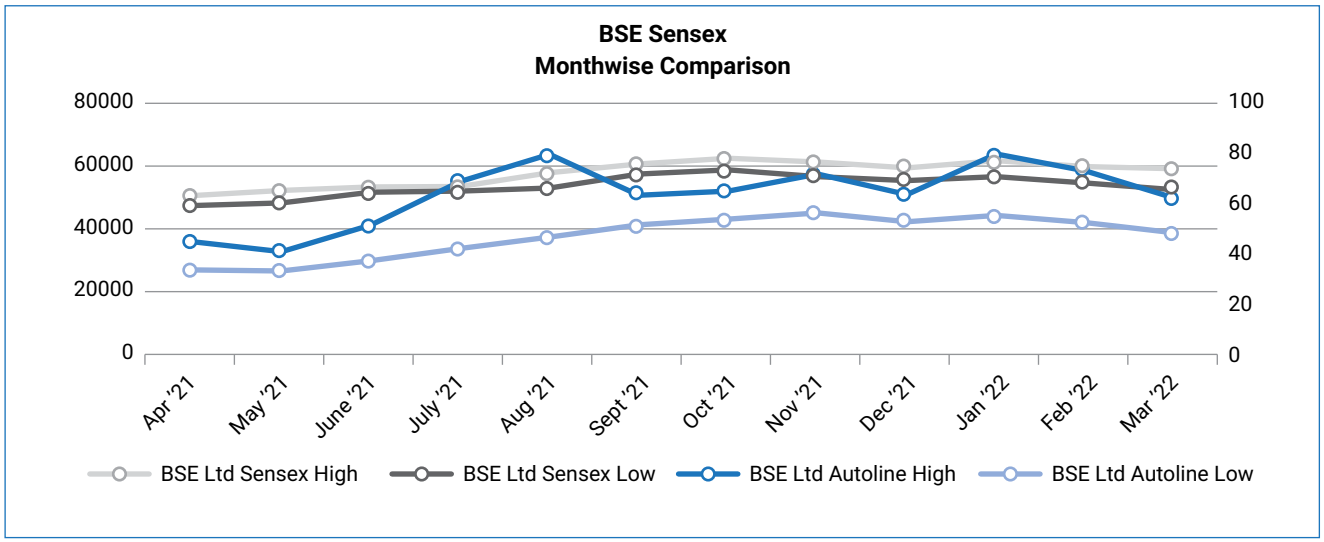

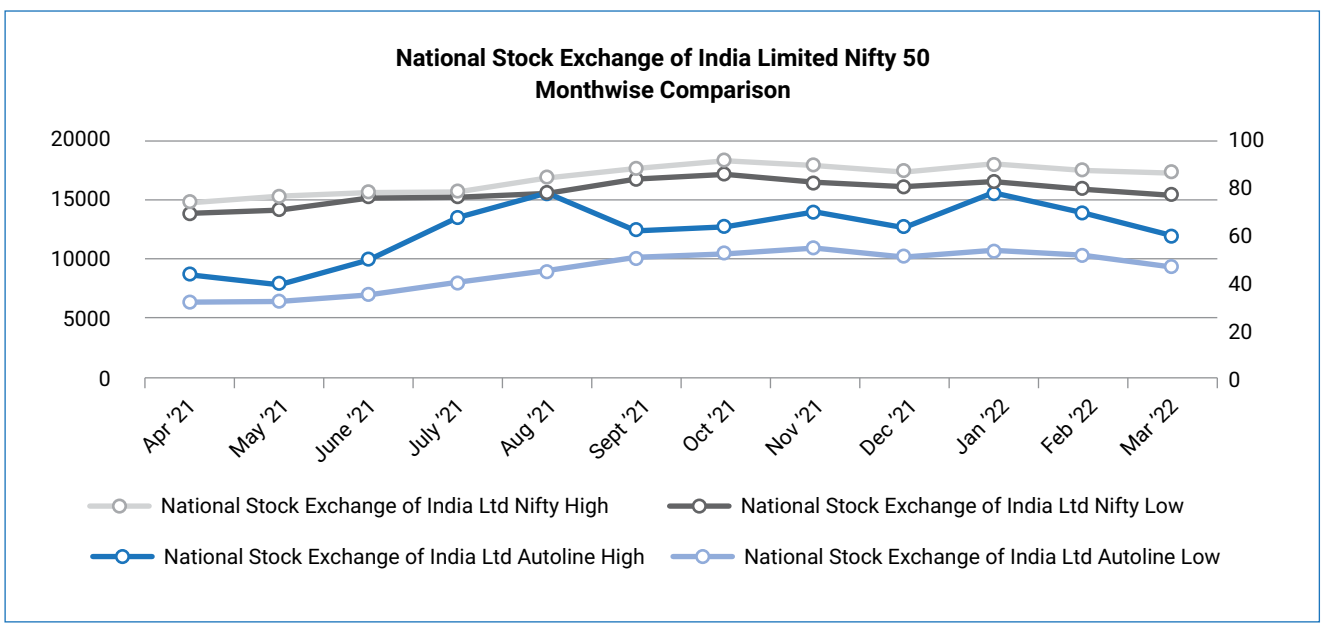

9.	**Registrar and Share Transfer Agents**	Link Intime India Pvt. Ltd. Block 202, 2nd Floor, Akshay Complex, Off Dhole Patil Road, Near Ganesh Mandir, Pune- 411001, Phone: (020) - 26161629, 26160084 Fax: 020 26163503 Email address: pune@linkintime.co.in Web: www.linkintime.co.in
10.	**Share transfer system**	The Company ensures all the activities in relation to both physical and electronic share transfer facility are maintained by **Link Intime India Pvt. Ltd.** The Company submits a half yearly compliance certificate ensuring above said compliance to the exchange as per Regulation 7(3) of SEBI (Listing Obligations and Disclosures Requirements) Regulations, 2015. In terms of the requirements of Regulation 40 of the Listing Regulations, the request for transfer of securities shall not be processed unless the securities are held in the dematerialised form with Depositories. Further, the request for transmission or transposition of securities held in physical or dematerialised form shall be effected only in dematerialised form. Further, SEBI in continuation of its efforts to enhance ease of dealing in securities market by investors vide its Circular No. SEBI/HO/MIRSD/MIRSD_RTAMB/P/CIR/2022/8 dated 25 January 2022, has mandated the listed entities to issue securities for the following service requests only in dematerialised form i. Issue of duplicate securities certificate; ii. Claim from Unclaimed Suspense Account; iii. Renewal/ Exchange of securities certificate; iv. Endorsement; v. Sub-division/Splitting of securities certificate; vi. Consolidation of securities certificates/folios; vii. Transmission; and viii. Transposition. In view of the same and to eliminate all risks associated with physical shares and avail various benefits of dematerialisation, Members are advised to dematerialise the shares held by them in physical form. Members can contact the Company or RTA, for assistance in this regard. The time taken to process dematerialization of shares is 10 days upon receipt of documents from Depository Participant. The Company obtains from a Company Secretary in practice half yearly certificate of compliance with share transfer formalities under Regulation 40 (9) of SEBI (Listing Obligations and Disclosures Requirements) Regulations, 2015 and files copy of the same with Stock Exchanges.

11. Distribution of shareholding as on March 31, 2022.

No of equity shares held	No. of shareholders	% of shareholders	No of shares held	% of shareholding
1-500	17313	89.6164	1696020	4.4675
501-1000	1017	5.2642	831153	2.1894
1001-2000	472	2.4432	724041	1.9072
2001-3000	168	0.8696	436364	1.1494
3001-4000	75	0.3882	269537	0.7100
4001-5000	84	0.4348	401630	1.0579
5001-10000	104	0.5383	746180	1.9655
10001 and above	86	0.4452	32858239	86.5530
Total	**19319**	**100.0000**	**37963164**	**100.0000**

12. Shareholding as on March 31, 2022

Sr. No	Category	No. of shares held	% of holding
(A)	**Promoter & Promoter Group**		
1	**Indian**		
a	Individuals	11011258	29.01
b	Bodies Corporate	1000000	2.63
2	**Foreign**	**0**	**0**
	Total shareholding of promoter and promoter group	**12011258**	**31.64**
(B)	**Public**		
(I)	**Institution**		
a	Foreign Portfolio Investor	0	0
b	Financial Institutions/ Banks	2702702	7.12
c	Alternate Investment Funds	4794520	12.63
	Sub Total B (I)	7497222	19.75
(II)	**Non Institutions**		
a	Individual shareholders holding nominal share capital up to ₹ 2 lakhs	4921781	12.96
b	Individual shareholders holding nominal share capital in excess of ₹ 2 lakhs	6787964	17.88
c	NBFC's registered with RBI	0	0.00
d	IEPF	30283	0.07
c	Foreign Nationals	10763	0.03
d	Hindu Undivided Family	343768	0.91
e	Foreign Companies	3388894	8.93
f	Non Resident Indians (Non Repat)	48545	0.13
g	Non Resident Indians (Repat)	1759032	4.63
h	Clearing Member	24519	0.06
I	Bodies Corporate	1139135	3.00
	Sub Total B (II)		
	Total Public shareholding B = B (I) + B (II)	**25951906**	**68.36**
(C)	**Shares held by Custodians against which depository receipts have been issued**	**0**	**0.00**
	TOTAL = (A) + (B) + (C)	**37963164**	**100**

13.	**Dematerialization of shares and liquidity**	As on March 31, 2022 total shares in Demat were 37856509 i.e. 99.71% of paid-up equity share capital of the Company. *SEBI effective from April 1, 2019, barred physical transfer of shares of listed companies and mandated transfer only through Demat. However, investors are not barred from holding shares in physical format.
14.	**Outstanding GDR/warrants or convertible bonds, conversion dates and likely impact on equity:**	There are no outstanding GDR/warrants or convertible bonds. The Company has converted the Warrants on June 1, 2022 as under: Nos. of convertible warrants: 1000000 Conversion date: June 1, 2022 The Share capital of the Company increased to 389631640 (38963164 Equity shares having face value of ₹ 10/- each) on July 28, 2020
15.	**Commodity price risk or foreign exchange risk and hedging activities**	Nil

16.	**Plant/ unit locations:**	**Units in India** i. S. Nos. 291 to 295, Nanekarwadi, Taluka -Khed, Dist.-Pune- 410 501 (Chakan-I unit) ii. S. Nos. 313, 314, 320 to 323, Nanekarwadi, Chakan, Taluka Khed, Pune - 410 501 (Chakan-II Unit). iii. Plot Nos. 5, 6, and 8 Sector 11, IIE,TML Vendor Park, SIDCUL, Rudrapur, Uttarakhand - 263 153. iv. Plot No. 186A of Belur Industrial Area, Dharwad v. Survey No.53, 36/2, 36/3, situated at Moorthigana Dinna Village, Dasaripalli, Hosur Bagalur Road, Hosur Taluk, Tamil Nadu – 635109
17.	**Address for correspondence:**	Shilpa Walunj Company Secretary Autoline Industries Limited Survey Nos. 313, 314, 320 to 323, Nanekarwadi, Chakan, Taluka- Khed, Dist- Pune: 410501, Tel: +91 2135- 635857; Fax: +91 2135- 635853/64 Email: shilpa.walunj@autolineind.com Website: www.autolineind.com
18.	**Investor Grievance Cell**	Email: investorservices@autolineind.com

19. Other Disclosures

a) Disclosures on materially significant related party transactions

The Company has formulated a policy on the materiality of related party transactions and on dealing with related party transactions including clear threshold limits duly approved by the Board of directors and such policy is reviewed by board of directors as and when required but at least once in three years and updated to comply with applicable laws and regulations including SEBI LODR, Companies Act, 2013 & Rules, Regulations made and Circulars, Guidelines and notifications issued thereunder and applicable Indian Accounting Standards (IND AS) including any amendment or modification thereof. All the Related Party Transactions other than transactions between the Company and wholly owned subsidiaries whose accounts are consolidated with the company and placed before the shareholders at the general meeting for approval were approved by the Audit Committee and also by the Board, wherever necessary. The Audit Committee has also granted omnibus approval for related party transactions that were repetitive in nature by following all the requirements as laid down in the Companies Act, Rules made thereunder and Clause 23 (3) of SEBI LODR Regulations. There are no materially significant related party transactions made by the Company with Promoters, Directors, Key Managerial Personnel or other designated persons and their subsidiaries, associates /relatives which may have a potential conflict with the interest of the Company at large.

Transactions entered into by the Company with the related parties during the year were periodically placed before the Audit Committee for review. The register of Contracts containing transactions, in which directors are interested, was placed before the Board regularly. The Company discloses to the Stock exchanges all material transactions, if any, with related parties quarterly along with the compliance report on corporate governance. The Company also files related party transactions with the stock exchanges within 15 days from the date of publication of its standalone and consolidated financial results for the half year and also publish the same on website. Related party transactions are disclosed in the Notes to Accounts forming part of this Annual Report.

b) Statutory Compliance, Penalties and Strictures

The Company has complied with the various rules and regulations prescribed by the Stock Exchanges, Securities and Exchange Board of India and any other statutory authority relating to capital markets except to the observations made in the Secretarial Audit Report forming part of this Annual Report. No penalties or strictures have been imposed by them on the Company.

c) Vigil Mechanism

The Company has a well-established Vigil (Whistle Blower) Mechanism in the form of a Whistle Blower Policy for its Directors, employees and stakeholders to freely communicate their concerns about illegal and unethical practices, actual or suspected fraud or violation of the company's code of conduct or ethics policy. The Mechanism is providing adequate safeguards against the victimization of persons who use such mechanism. For early detection of potential violations of the Code whistleblower have the right to access the respective functional Heads, HR Manager, Compliance officer, Chairman or any member of the audit committee and there is provision for direct access to the chairperson of the Audit Committee in appropriate or exceptional cases. In case of repeated frivolous complaints being filed by a Director or an employee, the Audit Committee may take suitable action against the concerned director or employee including reprimand. The details of establishment of the vigil mechanism is displayed on the website http://www.autolineind.com/code-of-conduct-policies

d) Details of Compliance with mandatory requirements and adoption of the non-mandatory requirements

The Company has complied with all mandatory requirements and adopted non-mandatory requirements as mentioned in this Report, under SEBI LODR Regulation.

e) Web link where policy for determining 'material' subsidiaries disclosed:

The same is available at website http://www.autolineind.com/code-of-conduct-policies

f) Material Non-listed Indian Subsidiary Company

The Company is having one material Non-listed Indian Subsidiary Company viz. Autoline Industrial Parks Limited. The Company have appointed CA Vijay Thanawala, Independent Director of the Company on the Board of Autoline Industrial Parks Limited.

The Audit Committee of the Company reviewed the financial statements, in particular investment made by Autoline Industrial Parks Limited.

During the year, the minutes of the Board meetings of the Autoline Industrial Parks Limited were placed at the Board meeting of the Company. The management of the Autoline Industrial Parks Limited had periodically brought to the attention of the Board of the Company, a statement of all significant transactions and arrangements entered into by the Autoline Industrial Parks Limited.

The Company has formulated a policy for determining material subsidiaries and said policy is disclosed on http://www.autolineind.com/code-of-conduct-policies

g) Web link where policy on dealing with related party transactions

The Company policy on dealing with related party transactions is available on the website of the Company i.e. http://www.autolineind.com/code-of-conduct-policies

h) Disclosure of commodity price risks and commodity hedging activities

The Company did not identify any risk from commodity prices and commodity hedging activities.

i) Details of utilization of funds raised through preferential allotment or qualified institutions placement during the year as specified under Regulation 32 (7A) - The Company on June 2 and 3, 2021 has allotted 70,00,000 equity shares at a price of ₹ 40/- each upon receipt of full subscription amount to the Promoters and Public Investors and allotted 10,00,000 Warrants to the Promoters at a price of ₹ 45/- each upon receipt of 25% upfront amount. The 10,00,000 warrants allotted to Promoters were converted into Equity Shares on June 1, 2022 upon receipt of balance 75% consideration.

The funds raised through this Preferential Issue were utilized for repayment of loans, working capital requirements and other general corporate purposes.

j) Certificate from Practicing Company Secretary: The Company has received a certificate from Mr. Sunil Nanal, Practicing Company Secretary to the effect that none of the directors on the Board of the Company have been debarred or disqualified from being appointed or continuing as directors of the Company by the Ministry of Corporate Affairs or any other statutory authority. The same forms part of this report.

k) During the year, there are no instances where the Board had not accepted the recommendation of any committee of the board which is mandatorily required.

l) Total fees for all services paid by the listed entity and its subsidiaries, on a consolidated basis, to the statutory auditor and all entities in the network firm/network entity of which the statutory auditor is a part:

M/s A.R. Sulakhe & Co. Chartered Accountants (FRN 110540W) are the statutory auditors of the Company. Total fees paid by the Company and its subsidiaries, on a consolidated basis to the auditors is given below:

Sr. No.	Name of the Company	Statutory Audit Fee	Other Fees	Reimbursement of expenses
1	Autoline Industries Limited	30,00,000/-	-	2,87,831
2	Autoline Industrial Parks Limited	1,00,000/-	-	-
3	Autoline Design Software Limited	1,00,000/-	-	-

m) Complaints pertaining to Sexual Harassment:

Disclosures in relation to the Sexual Harassment of Women at Workplace (Prevention, Prohibition and Redressal) Act, 2013:

a. Number of complaints filed in the Company during the financial year 2021-22– Nil

b. Number of complaints disposed of during the financial year 2021-22 – Nil

c. Number of complaints pending in the Company at the end of the financial year 2021-22– Nil

n) During the year under review, the Company obtained the Credit Ratings from Infomerics Valuation and Rating Pvt Ltd ("IVR/Infomerics"), which are as follows:

a. IVR B+/ Stable (IVR B plus with Stable outlook) for long-term bank facilities

b. IVR A4 (IVR A Four) for short-term bank facilities.

The Company does not have any fixed deposit program or any scheme or proposal involving mobilization of funds in India or abroad during the financial year ended March 31, 2022

o) Loans and Advances given by the Company and its subsidiaries in the nature of loans to Subsidiaries or firms/companies in which directors are interested: the said information is provided as a separate Note of Related Party Transactions, which forms part of Financial Statements annexed to this Annual Report.

p) Web link where the terms and conditions of appointment of independent directors are disclosed:

The terms and conditions of appointment of independent directors are incorporated in the letter of Appointment of Independent Director and be directly accessed at web link: http://www.autolineind.com/code-of-conduct-policies

Web link where composition of various committees of Board of Directors:

The composition of various committees of Board of Directors disclosed on http://www.autolineind.com/committees/

q) Code of Conduct

The Board of Directors at its meeting held on August 4, 2006 has adopted Code of Business Conduct and Ethics for Directors and Senior Management and the Board further at its meeting held on February 3, 2015 adopted the fresh Code of Conduct. The duties of Independent directors are suitably incorporated in the Code of Conduct. Senior management have to disclose all material, financial and commercial transactions where they have personal interest that may have potential conflict with the interest of the Company. The said code has been communicated to the Directors and members of the senior management. Directors and senior Management have affirmed compliance with the code. A declaration to this effect signed by Managing Director is given in this Annual Report. The code has also been displayed on the Company's website - www.autolineind.com.

r) Insider Trading

Pursuant to the requirements of SEBI (Prohibition of Insider Trading) Regulations, 1992 as amended, the Company had adopted a 'Code of Conduct for prevention of Insider Trading' ('the Code') with effect from April 1, 2007.

Later, with coming into effect of the SEBI (Prohibition of Insider Trading) Regulations, 2015, the Board of Directors of the Company further adopted a Code of Fair Disclosure on May 14, 2015 and amended the 'Code of Conduct for prevention of Insider Trading' ('the Code') in its meeting held on May 27, 2015.

Further, as per the Securities and Exchange Board of India (Prohibition of Insider Trading) (Amendment) Regulations, 2018, as amended from time to time the Company has amended a Code of Fair Disclosure w. e. f. April 1, 2019.

Both the codes are applicable to all Directors, such designated persons, employees and others who are expected to have access to unpublished price sensitive information relating to the Company. For the purposes of monitoring adherence to the Regulations Mr. Ashish Gupta, Company Secretary was designated as Compliance Officer however due to his resignation w.e.f. March 15, 2022 CS Shilpa Walunj, Company Secretary of the Company is acting as Compliance officer of the company w.e.f. March 16, 2022.

14. **Non-Compliance of any requirement of Corporate Governance report:** During the year under review, the Company has complied with all the requirement of Corporate Governance report.

15. **Discretionary Requirements under Regulation 27(1) and Part E of Schedule II of SEBI (LODR) Regulations, 2015.**

    A. **The Board:** The Office of the Chairman of the Board is held by a Non-Executive Director at the Company's expense and the Chairman is also allowed reimbursement of expenses incurred in the performance of his duties.

    B. **Shareholders' Rights:** A half-yearly declaration of financial performance including summary of the significant events in last six-months, as on date, is not sent to each household of shareholders. However, the Company's quarterly & financial results are published in English and regional language newspapers having wide circulation in addition to dissemination the same in the websites of BSE, NSE and Company.

    C. **Modified Opinion in Audit Report:** There is no modified opinion in Audit Report on the financial statements for the financial year 2021-22.

    D. **Reporting of Internal Auditor:** The Internal auditor reports directly to the Audit Committee.

16. **Disclosures regarding compliance with corporate governance requirements specified in Regulation 17 to 27 and clauses (b) to (i) and (t) of the sub regulation (2) of Regulation 46 of SEBI (Listing Obligation and Disclosure Requirement) Regulations, 2015:** During the year under review, Compliance with corporate governance requirements specified in Regulation 17 to 27 and clauses (b) to (i) and (t) of the sub regulation (2) of Regulation 46 of SEBI (Listing Obligation and Disclosure Requirement) Regulations, 2015 has been made and disclosure of the same has been submitted to the Stock Exchanges.

17. **Disclosures with respect to Unclaimed Securities Suspense Account as specified in Schedule V of SEBI (Listing Obligation and Disclosure Requirements) Regulations, 2015.**

    In compliance with erstwhile Clause 5A of the Listing Agreement, the Company has opened a demat account in the name of "Autoline Industries Limited-Unclaimed Securities Suspense Account" for the purpose of transferring the unclaimed shares. (Previously the account was maintained by R & T Agents, Link Intime India Pvt. Ltd.)

    As and when any shareholder approaches the Company or the Registrar and Transfer Agent (RTA) to claim the said shares, the same shall be credited to the demat account or physical certificates shall be delivered to the respective shareholder after due verification.

    Disclosure with respect to shares lying in suspense account:

Particulars	No. of shareholders	No of shares
Aggregate number of shareholders and the outstanding shares in the Demat Suspense Account lying as on April 1, 2021	9	249
Number of shareholders who approached issuer for transfer of shares from suspense account during the year	Nil	Nil
Number of shareholders to whom the shares were transferred from the suspense account during the period	Nil	Nil
Aggregate number of shareholders and the outstanding shares in the suspense account lying as on March 31, 2022	9	249

The voting rights on these shares shall remain frozen till the rightful owner of such shares claims the shares.

DECLARATION BY THE CEO UNDER SCHEDULE – V PART- D OF THE SEBI (LISTING OBLIGATIONS AND DISCLOSURE REQUIREMENTS) REGULATIONS, 2015, REGARDING ADHERENCE TO CODE OF CONDUCT

In accordance with Schedule – V Part- D of the SEBI (Listing Obligations and Disclosure Requirements) Regulations, 2015, we hereby confirm that all the Directors and the senior management personnel of the company have affirmed compliance to their respective Code of Conduct as applicable to them for the financial year ending March 31, 2022.

For **Autoline Industries Limited**

Shivaji Akhade
Managing Director & CEO
DIN: 00006755

Pune, May 28, 2022

CEO and CFO Certification

To
The Board of Directors
Autoline Industries Limited

We, Shivaji Akhade, Managing Director & CEO and Venugopal Pendyala, Chief Financial Officer, certify that:

A. We have reviewed the Financial Statements and Cash Flow Statement for the Financial Year ending as on March 31, 2022 of the Company and to the best of our knowledge and belief;

   1. These statements do not contain any materially untrue statements or omit any material facts or contain statements that might be misleading;

   2. These statements together present a true and fair view of the Company's affairs and are in compliance with existing accounting standards, applicable laws and regulations.

B. There are, to the best of our knowledge and belief, no transactions entered into by the Company during the year which are fraudulent, illegal or violative of the Company's code of conduct.

C. We accept responsibility for establishing and maintaining internal controls for financial reporting and:

   1. We have evaluated the effectiveness of internal control systems of the Company pertaining to financial reporting.

   2. We have disclosed to the auditors and the audit committee, deficiencies in the design or operation of internal controls and necessary steps have been taken to rectify these deficiencies.

D. We have disclosed to the Auditors and the Audit committee:

   1. significant changes in internal control over financial reporting during the year;

   2. significant changes in accounting policies during the year and that the same have been disclosed in the notes to the financial statements

   3. Instances of significant fraud of which we are aware and the involvement therein of the management or an employee having a significant role in the Company's internal control system over financial reporting.

For **Autoline Industries Limited**

Shivaji Akhade
Managing Director & CEO
DIN: 00006755

Venugopal Pendyala
Chief Financial Officer

Pune, May 28, 2022

CERTIFICATE
REGARDING COMPLIANCE WITH THE CONDITIONS OF CORPORATE GOVERNANCE

To
The Members of
Autoline Industries Limited

We have examined the compliance of the conditions of Corporate Governance by Autoline Industries Limited, for the year ended March 31, 2022 as stipulated in Regulations 17, 17A, 18, 19, 20, 22, 23, 24, 24A, 25, 26, 27 and clauses (b) to (i) and (t) of sub-regulation (2) of Regulation 46 and Para C, D and E of Schedule V of the Securities and Exchange Board of India (Listing Obligations and Disclosure Requirement) Regulations, 2015 (collectively referred to as "SEBI Listing Regulations, 2015").

The compliance of conditions of Corporate Governance is the responsibility of the Company's management. Our examination was carried out in accordance with the Guidance Note on Certification of Corporate Governance, issued by the Institute of Company Secretaries of India and was limited to procedures and implementation thereof, adopted by the Company for ensuring the compliance of the conditions of Corporate Governance. It is neither an audit nor an expression of opinion on the financial statements of the Company.

In our opinion and to the best of our information and according to the explanations given to us, we certify that the company has complied with the conditions of Corporate Governance as stipulated in the SEBI Listing regulations, 2015.

We state that such compliance is neither an assurance as to the future viability of the Company nor the efficiency or effectiveness with which the management has conducted the affairs of the Company.

FOR KANJ & CO. LLP
Company Secretaries

Sunil G Nanal
Designated Partner
FCS NO. 5977
CP NO. 2809
UDIN: F005977D000843792

Date: 25th August, 2022
Place: Pune

CERTIFICATE BY PRACTISING COMPANY SECRETARY

[Pursuant to Schedule V read with Regulation 34(3) of the SEBI
(Listing Obligations and Disclosure Requirements) Regulations, 2015 (as amended))

To
The Members of
Autoline Industries Limited
Pune

On the basis of examination of the declarations made by the Directors and other records of Autoline Industries Limited(hereinafter referred to as "the Company") having its Registered Office at S. No. 313, 314, 320 to 323, Nanekarwadi, Tal. Khed, Dist. Pune-410501, we certify that the none of the Directors on the Board of the Company have been debarred or disqualified from being appointed or continuing as Directors of Companies by the Securities and Exchange Board of India (SEBI)/Ministry of Corporate Affairs (MCA) or any such statutory authority, as per the requirements of Schedule V read with Regulation 34 (3) of the Securities and Exchange Board of India (Listing Obligations And Disclosure Requirements) Regulations, 2015.

FOR KANJ & CO. LLP
Company Secretaries

Sunil G Nanal
Designated Partner
FCS NO. 5977
CP NO. 2809
UDIN: F005977D000843836

Date: 25th August, 2022
Place: Pune

FINANCIAL STATEMENTS

Independent Auditors' Report

To the Members of Autoline Industries Ltd

Report on the Audit of the Standalone Financial Statements

OPINION

We have audited the Standalone Financial Statements of Autoline Industries Ltd. ("the Company"), which comprise the Balance Sheet as at March 31, 2022, the Statement of Profit & Loss (including Other Comprehensive Income), Cash Flow Statement and Statement of Changes in Equity for the year then ended and notes to the standalone financial statements, including a summary of significant accounting policies and other explanatory information.

In our opinion and to the best of our information and according to the explanations given to us, the aforesaid standalone financial statements give the information required by the Companies Act, 2013 ("Act") in the manner so required and give a true and fair view in conformity with the accounting principles generally accepted in India, of the state of affairs of the Company as at March 31, 2022, and its profit, other comprehensive income, changes in equity and its cash flows for the year ended on that date.

BASIS FOR OPINION

We conducted our audit of the standalone financial statements in accordance with the Standards on Auditing (SAs) specified under section 143(10) of the Act. Our responsibilities under those Standards are further described in the Auditor's Responsibilities for the Audit of the Financial Statements section of our report. We are independent of the Company in accordance with the Code of Ethics issued by the Institute of Chartered Accountants of India (ICAI) together with the ethical requirements that are relevant to our audit of the standalone financial statements under the provisions of the Act and the Rules thereunder, and we have fulfilled our other ethical responsibilities in accordance with these requirements and the ICAI's Code of Ethics. We believe that the audit evidence we have obtained is sufficient and appropriate to provide a basis for our audit opinion on the standalone financial statements.

EMPHASIS OF MATTERS

We draw attention to Note 50 to the standalone financial statements, which describe the economic and social consequences/disruption the Company is facing as a result of COVID-19 which is impacting supply chains / demand / financial markets / commodity prices / personnel available for work. Our opinion is not modified in respect of this matter

Description of Key Audit Matter

The key audit matter	How the matter was addressed in our audit
(a) Going Concern As of 31 March 2022, the Company's total liabilities did not exceed its total assets, however company is continuously incurring losses over the past year, for the year ending March 31, 2022 it has earned profits. Note 3.5 to the financial statements explain how the directors of the Company have formed a judgement that the going concern basis is appropriate in preparing the financial statements. The directors of the Company made their assessment of going concern by preparing a cash flow forecast in which some key assumptions were applied. These key assumptions included forecasts of sales volumes, average selling prices, raw material costs and the availability of banking and other financing facilities as well as financial support from the Promoters.	**Our audit procedures included:** • Walking through the business planning process and assessing the design, implementation and operating effectiveness of management's key internal controls over the assessment of going concern, including the preparation of cash flow forecasts. • Evaluating the key assumptions in the cash flow forecasts (including future revenue, gross profit, operating expenses and capital expenditure) with reference to historical production information, current performance, internal investment and production plans, and market and other external available information; • Considering the accuracy and reliability of cash flow forecasts made by management in prior years by comparing them with the current year's results;

The key audit matter	How the matter was addressed in our audit
We identified going concern as a key audit matter because a significant degree of management judgement is involved in making this assessment and in forecasting the future cash flows of the Company which are inherently uncertain and because the management judgement and inherent uncertainties could have significant impact on the basis of preparation of the financial statements and could be subject to management bias.	• Assessing the availability of banking and other financing facilities and arrangements by inspecting underlying documentation, which included banking facility agreements signed before and after the reporting period end, and assessing the impact of any covenants and other restrictive terms therein • We also checked if any waivers were obtained from the financial institutions from which borrowings are made. Based on our procedures we noted that the key assumptions used in the forecasts were within a reasonable range of our expectations.
(b) Revenue Recognition The Company's revenue is derived from the sale of sheet metal stampings, welded assemblies, and moulds for the automotive industry. The Company recognizes revenue when the control is transferred to the customer. The terms set out in the Company's sales contracts relating to goods acceptance by customers are varied. Accordingly, the terms and conditions of sales contracts may affect the timing of recognition of sales to customers as each sales contract could have different terms relating to customer acceptance of the goods sold. We identified the recognition of revenue as a key audit matter because revenue is one of the key performance indicators of the Company and is, therefore, subject to an inherent risk of misstatement to meet targets or expectations and because errors in the recognition of revenue could have a material impact on the Company.	**Our audit procedures to assess the recognition of revenue included the following:** • Evaluating the design, implementation and operating effectiveness of key internal controls over the existence, accuracy and timing of revenue recognition; • Performed substantive test of details over revenue recognized throughout the period by selecting a sample of transactions to ensure that the samples selected meet the revenue recognition criteria and are appropriately recorded; • Tested sample transactions around the period end to ensure they were recorded in the correct period; and tested journal entries posted to revenue accounts focusing on unusual or irregular items, if any.
(c) Contingent Liabilities (Note No.40) **Evaluation of uncertain tax positions** The Company operates in multiple jurisdictions and is subject to periodic challenges by local tax authorities on a range of tax matters during the normal course of business including transfer pricing and indirect tax matters. These involve significant management judgment to determine the possible outcome of the uncertain tax positions, consequently having an impact on related accounting and disclosures in the standalone financial statements. Refer Note 40 to the standalone financial statements.	**Our audit procedures include the following substantive procedures:** • Obtained understanding of key uncertain tax positions; and • We - - Read and analyzed select key correspondences, consultations by management for key uncertain tax positions; - Discussed with appropriate senior management and evaluated management's underlying key assumptions in estimating the tax provisions; and - Assessed management's estimate of the possible outcome of the disputed cases.

OTHER INFORMATION

The Company's Board of Directors is responsible for the other information. The other information comprises the information included in the Company's annual report but does not include the standalone financial statements and our auditor's report thereon.

Our opinion on the Standalone financial statements does not cover the other information and we do not express any form of assurance conclusion thereon.

In connection with our audit of the Standalone Financial Statements, our responsibility is to read the other information and, in doing so, consider whether the other information is materially inconsistent with the Standalone financial statements or our knowledge obtained in the audit or otherwise appears to be materially misstated.

If, based on the work we have performed, we conclude that there is a material misstatement of this other information; we are required to report that fact. We have nothing to report in this regard.

MANAGEMENT'S RESPONSIBILITY FOR THE STANDALONE FINANCIAL STATEMENTS

The Company's Board of Directors is responsible for the matters stated in Section 134(5) of the Act with respect to the preparation of these Standalone financial statements that give a true and fair view of the financial position, financial performance, including other comprehensive income, cash flows and changes in equity of the Company in accordance with the accounting principles generally accepted in India including the Indian Accounting Standards (Ind AS) specified under section 133 of the Act read with the Companies (Indian Accounting Standards) Rules, 2015, as amended. This responsibility also includes maintenance of adequate accounting records in accordance with the provisions of the Act for safeguarding the assets of the Company and for preventing and detecting frauds and other irregularities; selection and application of appropriate accounting policies; making judgments and estimates that are reasonable and prudent; and design, implementation and maintenance of adequate internal financial controls, that were operating effectively for ensuring the accuracy and completeness of the accounting records, relevant to the preparation and presentation of the standalone financial statements that give a true and fair view and are free from material misstatement, whether due to fraud or error.

In preparing the standalone financial statements, management is responsible for assessing the Company's ability to continue as a going concern, disclosing, as applicable, matters related to going concern and using the going concern basis of accounting unless management either intends to liquidate the Company or to cease operations, or has no realistic alternative but to do so.

The Board of Directors are responsible for overseeing the Company's financial reporting process.

AUDITOR'S RESPONSIBILITIES FOR THE AUDIT OF THE STANDALONE FINANCIAL STATEMENTS

Our objectives are to obtain reasonable assurance about whether the Standalone financial statements as a whole are free from material misstatement, whether due to fraud or error, and to issue an auditor's report that includes our opinion. Reasonable assurance is a high level of assurance, but is not a guarantee that an audit conducted in accordance with SAs will always detect a material misstatement when it exists. Misstatements can arise from fraud or error and are considered material if, individually or in the aggregate, they could reasonably be expected to influence the economic decisions of users taken on the basis of these Standalone financial statements.

As part of an audit in accordance with SAs, we exercise professional judgment and maintain professional skepticism throughout the audit. We also:

- Identify and assess the risks of material misstatement of the standalone financial statements, whether due to fraud or error, design and perform audit procedures responsive to those risks, and obtain audit evidence that is sufficient and appropriate to provide a basis for our opinion. The risk of not detecting a material misstatement resulting from fraud is higher than for one resulting from error, as fraud may involve collusion, forgery, intentional omissions, misrepresentations, or the override of internal control.

- Obtain an understanding of internal control relevant to the audit in order to design audit procedures that are appropriate in the circumstances. Under section 143(3)(i) of the Act, we are also responsible for expressing our opinion on whether the Company has adequate internal financial controls system in place and the operating effectiveness of such controls.

- Evaluate the appropriateness of accounting policies used and the reasonableness of accounting estimates and related disclosures made by management.

- Conclude on the appropriateness of management's use of the going concern basis of accounting and, based on the audit evidence obtained, whether a material uncertainty exists related to events or conditions that may cast significant doubt on the Company's ability to continue as a going concern. If we conclude that

a material uncertainty exists, we are required to draw attention in our auditor's report to the related disclosures in the financial statements or, if such disclosures are inadequate, to modify our opinion. Our conclusions are based on the audit evidence obtained up to the date of our auditor's report. However, future events or conditions may cause the Company to cease to continue as a going concern.

- Evaluate the overall presentation, structure and content of the standalone financial statements, including the disclosures, and whether the standalone financial statements represent the underlying transactions and events in a manner that achieves fair presentation.

Materiality is the magnitude of misstatements in the standalone financial statements that, individually or in aggregate, makes it probable that the economic decisions of a reasonably knowledgeable user of the standalone financial statements may be influenced. We consider quantitative materiality and qualitative factors in (i) planning the scope of our audit work and in evaluating the results of our work; and (ii) to evaluate the effect of any identified misstatements in the standalone financial statements.

We communicate with those charged with governance regarding, among other matters, the planned scope and timing of the audit and significant audit findings, including any significant deficiencies in internal control that we identify during our audit.

We also provide those charged with governance with a statement that we have complied with relevant ethical requirements regarding independence, and to communicate with them all relationships and other matters that may reasonably be thought to bear on our independence, and where applicable, related safeguards.

REPORT ON OTHER LEGAL AND REGULATORY REQUIREMENTS

1) As required by the Companies (Auditor's Report) Order, 2020 ("the Order"), issued by the Central Government of India, in terms of section 143 (11) of the Companies Act, 2013, we give in the **'Annexure - A'** a statement on the matters specified in paragraphs 3 and 4 of the Order, to the extent applicable.

2) As required by section 143 (3) of the Act, based on our audit we report that:

   a) We have sought and obtained all the information and explanations, which to the best of our knowledge and belief were necessary for the purposes of our audit.

   b) In our opinion, proper books of accounts as required by law have been kept by the Company so far as it appears from our examination of those books

   c) The Balance Sheet, the Statement of Profit & Loss (including Other Comprehensive Income), the Cash Flow Statement and Statement of Changes in Equity dealt with by this report are in agreement with the books of account

   d) In our opinion, the aforesaid standalone financial statements comply with the Ind AS specified under Section 133 of the Act

   e) On the basis of the written representations received from the directors as on 31st March, 2022 taken on record by the Board of Directors, none of the directors is disqualified as on 31st March, 2022 from being appointed as a director in terms of Section 164(2) of the Act.

   f) With respect to the adequacy of the internal financial controls over financial reporting of the Company with reference to these standalone financial statements and the operating effectiveness of such controls, refer to our separate Report in **"Annexure B"** to this report;

   g) With respect to the other matters to be included in the Auditor's Report in accordance with the requirements of section 197(16) of the Act, as amended:

In our opinion and according to the information and explanations given to us, the remuneration paid by the company to its directors during the period from 01 April 2021 to 30 September 2021 is in accordance with the provisions of Section 197 of the Companies Act 2013

For the remuneration paid to its directors for the period from 01 October 2021 to 31 March 2022, upto the date of audit report the company has obtained approval from its defaulted lenders and sought approval from its shareholders through postal ballot.

The remuneration paid to any director is not in excess of limit laid down under Section 197 of the Companies Act 2013.

The Ministry of Corporate Affairs has not prescribed other details under section 197 (16) of the Companies Act 2013 which are required to be commented by us.

h) With respect to the other matters to be included in the Auditor's Report in accordance with Rule 11 of the Companies (Audit and Auditors) Rules, 2014, as amended in our opinion and to the best of our information and according to the explanations given to us:

i. The Company has disclosed the impact of pending litigations on its financial position in its standalone financial statements – Refer Note 40 to the standalone financial statements;

ii. The Company did not have any long-term contracts including derivative contracts for which there were any material foreseeable losses.

iii. There was no amount which was required to be transferred to the Investor Education and Protection Fund by the Company.

iv. (a) The Management has represented that, to the best of its knowledge and belief, no funds (which are material either individually or in the aggregate) have been advanced or loaned or invested (either from borrowed funds or share premium or any other sources or kind of funds) by the Company to or in any other person or entity, including foreign entity ("Intermediaries"), with the understanding, whether recorded in writing or otherwise, that the Intermediary shall, whether, directly or indirectly lend or invest in other persons or entities identified in any manner whatsoever by or on behalf of the Company ("Ultimate Beneficiaries") or provide any guarantee, security or the like on behalf of the Ultimate Beneficiaries.

(b) The Management has represented, that, to the best of its knowledge and belief, no funds (which are material either individually or in the aggregate) have been received by the Company from any person or entity, including foreign entity ("Funding Parties"), with the understanding, whether recorded in writing or otherwise, that the Company shall, whether, directly or indirectly, lend or invest in other persons or entities identified in any manner whatsoever by or on behalf of the Funding Party ("Ultimate Beneficiaries") or provide any guarantee, security or the like on behalf of the Ultimate Beneficiaries.

(c) Based on the audit procedures that have been considered reasonable and appropriate in the circumstances, nothing has come to our notice that has caused us to believe that the representations under sub-clause (i) and (ii) of Rule 11(e), as provided under (a) and (b) above, contain any material misstatement.

v. The Company has neither declared nor paid any dividend for the year and for the previous year.

FOR A R SULAKHE & CO.
CHARTERED ACCOUNTANTS
Firm Reg. No. 110540W

Kaustubh Deo
PARTNER
Membership number: 134892
UDIN: 22134892ALSQPO9807

Place : Pune
Date : May 28, 2022

ANNEXURE A

Referred to in paragraph 1 under the heading "Report on Other Legal and Regulatory Requirements" of our report of even date on the standalone financial statements for the year ended March 31, 2022, we report that:

i. a) (A) The Company has maintained proper records showing full particulars, including quantitative details and Situation of Property, Plant and Equipment

(B) The Company has maintained proper records showing full particulars of its intangible assets

b) According to the information and explanations given to us, and on the basis of examination of the records of the company, the Company has a regular programme of physical verification of its Property, Plant and Equipment by which property, plant and equipments are verified in phased manner over a period of three years, in accordance with this programme, certain property, plant and equipments were verified during the year. In our opinion, this periodicity of physical verification is reasonable having regards to the size of the company and the nature of its business and no material discrepancies have been noticed on such physical verification.

c) Based on our examination of the property tax receipts and lease agreement for land on which building is constructed, registered sale deed / transfer deed were provided to us, we report that, the title in respect of self constructed buildings and title deeds of all other immovable properties, disclosed in the financial statements included under Property, Plant and Equipment are held in the name of the Company as at the balance sheet date apart from the land mentioned in the below table:-

Sr. No.	Description of Property	Gross carrying value (₹ in Lakhs)	Held in Name of	Whether immovable property is held in the name of promoter, director or their relative or employee	Period held – Indicate range, where appropriate	Reason for not being held in name of company (also indicate if in dispute)
1	Land & Building at Khasra no. 423, SIDCUL, Plot no. 5 Uttarakhand	22.86	M/s Nirmiti Auto components Pvt. Ltd.	No	Since March 2011	Lease Deed is held in the name of M/s Nirmiti Auto Components Pvt. Ltd. which was amalgamated with the company.

d) According to information and explanations given to us and on the basis of examination of the records of the company, the Company has not revalued its Property, Plant and Equipment (including Right to Use assets) or intangible assets or both during the year

e) According to information and explanations given to us and on the basis of examination of the records of the company, there are no proceedings initiated or pending against Company for holding any benami property under the Benami Transactions (Prohibition) Act, 1988 (45 of 1988) and rules made thereunder.

ii. (a) The inventories have been physically verified by the management during the year except inventories lying with the third parties and goods in transit. In respect of inventories lying with the third parties, these have been substantially confirmed by them and with respect to goods in transit subsequent goods receipts have been verified by the management. In our opinion, the frequency, coverage and procedure of such verification is reasonable. Discrepancies were noticed on verification between the physical stocks and the book records were not more than 10% in the aggregate of each class of inventory.

(b) According to the information and explanations given to us and on the basis of our examination of the records of the Company, the Company has been sanctioned working capital limits in excess of five crore rupees, in aggregate, by the bank on the basis of security of current assets. In our opinion, the quarterly returns or statements filed by the Company with such bank are not in agreement with the books of account of the company. The details are as under: -

(₹ in lakhs)

Sr. No.	Particulars	Amount as per books	Amount as reported in stock statement	Difference
1	**June 2021**			
	Inventories	3,858.65	4,149.36	-290.71
	Book Debts	1,975.03	1,658.62	316.41
	Creditors	5,052.66	2,986.00	2,066.66
2	**September 2021**			
	Inventories	3,985.81	3,981.27	4.54
	Creditors	6,007.52	3,508.00	2,499.52
3	**December 2021**			
	Inventories	4,341.58	4,212.74	128.84
	Book Debts	3,610.68	2,614.18	996.50
	Creditors	6,075.95	3,089.00	2,986.95
4	**March 2022**			
	Inventories	4,949.01	4,326.82	622.19
	Creditors	6,114.12	3,162.00	2,952.12

iii. (a) On the basis of examination of records of the Company, the Company has granted loans to various parties during the year. The detail of aggregate amount of loans granted during the year and balance outstanding as at the balance sheet date of such loans is as under.

(₹ in lakhs)

Particulars	Amount
Aggregate amount provided during the year	
• Subsidiaries	792.15
• Associates	-
• Other Parties (Employees)	28.63
Balance outstanding as on 31st March 2022	
• Subsidiaries	519.70
• Associates	-
• Other Parties (Employees)	8.60

Based on the examination of records of the Company and according to the information and explanation given to us, the Company has not provided guarantee or provided security or granted any advances in the nature of loans secured or unsecured to any Company, Limited Liability Partnerships, Firms or any other party., during the year under consideration

b) In our opinion and according to the information and explanation given to us and based on audit procedures conducted by us, in our opinion the investments made and terms and conditions of loans granted during the year are prime facie not prejudicial to the interest of the Company. The Company has not provided any guarantee or security or granted any advances in the nature of loans during the year

c) Based on the records examined by us and information and explanation given to us, in respect of Loans granted to subsidiaries are on demand and no repayment schedule is stipulated. The schedule of repayment of principal and interest has been stipulated in respect of loans granted to employees and their payment/ receipts have been regular except for one employee.

d) According to the information and explanations given to us and on the basis of our examination of the records of the Company, there is no overdue amount for more than ninety days in respect of loans given to employees except for one employee, where overdue amount is ₹ 1.30 Lakhs. Further, loan granted to subsidiaries are receivable on demand and repayment schedule is not stipulated for the same and accordingly there is no overdue amount for more than 90 days in respect of loans granted to subsidiaries.

e) In our opinion and according to information and explanation given and records examined by us, there were no loans granted which have been fallen due during the year and those have been renewed to settle the over dues of existing loans given to the same parties.

f) Based on verification of records of the Company and information and explanation given to us, the Company has granted loans either repayable on demand or without specifying any terms or period of repayment. Details are as follows:

(₹ in Lakhs)

Particulars	All Parties	Promoters	Related Parties
Aggregate amount of loans/ advances in nature of loans:			
• Repayable on demand	519.70	-	519.70
• Agreement doesn't specify any terms or period of repayment	-	-	-
Total	**519.70**	**-**	**519.70**
Percentage of loans / advances in nature of loans to total loans	98.37%		98.37%

iv. In our opinion and according to the information and explanations given to us, the company has complied with the provisions of section 185 and 186 of the Act, in respect of the making investments and providing guarantees and securities as applicable.

v. The Company has not accepted any deposits within the meaning of Sections 73 to 76 of the Act and the Companies (Acceptance of Deposits) Rules, 2014 (as amended). Accordingly, the provisions of clause 3(v) of the Order are not applicable.

vi. As per information and explanation given to us, the Central Government has not prescribed maintenance of cost records as required under sub section (1) of Section 148 of the Companies Act, 2013.

vii. According to the records, undisputed statutory dues including income tax, employees' state insurance, provident fund, duty of excise, sales-tax, service tax, value added tax, Goods & service tax, cess and other statutory dues have not been regularly deposited with the appropriate authorities by the Company and there have been serious delays in large number of cases.

a) According to the information and explanations given to us and according to the books and records as produced before us and examined by us, following undisputed statutory dues were in arrears as at 31 March 2022 for a period of more than six months from the date they became payable.

Sr. No.	Name of statute	Nature of dues	Amount in ₹ in Lakhs	Period to which it relates	Whether paid before balance sheet signing date
1	Income Tax Act 1961	Tax deducted at source	37.69	July 2021 and August 2021	No
2	Goods and Service Tax Act	Goods and Service Tax	21.00	July 2021 and August 2021	Yes
3	Goods and Service Tax Act	Interest on delayed payment of goods and service tax	618.20	April 2018 to March 2021	No
4	Property Tax	Grampanchayat Tax	25.50	FY 2017-18 to FY 2020-21	No

b) According to the information and explanations given to us, there are no dues of Income-tax, Sales- tax, Service tax, Duty of customs, Duty of excise, Value added tax and Goods and service tax which have not been deposited on account of any dispute except for the following: -

Name of statute	Nature of dues	Amount in ₹ in Lakhs#	Period to which it relates	Forum where dispute is pending
The Maharashtra Value Added Tax Act, 2002	VAT	264.21 *	F.Y. 2013-14	Maharashtra State Tribunal
The Maharashtra Value Added Tax Act, 2002	WCT	87.33 *	F.Y. 2013-14	Maharashtra State Tribunal

Name of statute	Nature of dues	Amount in ₹ in Lakhs#	Period to which it relates	Forum where dispute is pending
The Maharashtra Value Added Tax Act, 2002	VAT	111.32	F.Y. 2014-15	The Jt. Commissioner of States Taxes(Appeal)
The Maharashtra Value Added Tax Act, 2002	VAT	487.45	F.Y. 2015-16	Application for Rectification filed with Dy. Commissioner of state tax
Central Sales Tax Act, 1956	CST	34.66	F.Y. 2015-16	Application for Rectification filed with Dy. Commissioner of States Tax
The Uttarakhand Value Added Tax Act 2005	VAT / CST	46.60 *	F.Y. 2013 – 14	The Jt. Commissioner of States Tax
Central Sales Tax Act, 1956	CST	2.61	F.Y. 2016-17	Application for Rectification filed with Dy. Commissioner of state tax
The Maharashtra Value Added Tax Act, 2002	VAT	96.50	F.Y. 2016-17	Application for Rectification filed with Dy. Commissioner of state tax
Central Sales Tax Act, 1956	CST	15.99	F.Y. 2017-18	Company is in process of filing rectification application with the concerned authority
The Maharashtra Value Added Tax Act, 2002	VAT	49.20	F.Y. 2017-18	Company is in process of filing rectification application with the concerned authority

**amount disclosed are net of amount paid under protest*

 # Amounts disclosed above are including interest and penalty as mentioned in Order appealed against

viii. According to the information and explanations given to us and on the basis of our examination of the records of the Company, the Company has not surrendered or disclosed any transactions, previously unrecorded as income in the books of account, in the tax assessments under the Income Tax Act, 1961 as income during the year.

ix. (a) According to the information and explanations given to us and on the basis of our examination of the records of the Company, the Company has defaulted in repayment of loans and borrowing and in the payment of interest thereon to banks and financial institutions. The summery of period and amount of default is as follows: -

₹ (in Lakhs)

Nature of Borrowings	Name of Lender	Principal		Interest	
		Amount not paid on due date	Period (maximum days)	Amount not paid on due date	Period (maximum days)
Rupee Term Loan	Bank of Baroda	242.03	19	16.93	20
Rupee Term Loan	Catholic Syrian Bank	228.25	54	16.39	54
Rupee Term Loan	Tata Motors Finance Solution Ltd	1,078.54	17	437.74	17
Rupee Term Loan	JM Financial ARC Ltd	782.54	169	295.09	169
Optionally Convertible Debentures	JM Financial ARC Ltd	-	-	139.64	165
Total		**2,331.36**		**936.08**	

(b) According to the information and explanations given to us and on the basis of our examination of the records of the Company, The Company has not been declared a willful defaulter by any bank or financial institution or government or government authority.

(c) The Company has not taken any term loan during the year and accordingly reporting under clause 3(ix)(c) of the Order is not applicable.

(d) On an overall examination of the financial statements of the Company and according to the information and explanations given to us, funds raised on short-term basis have, prima facie, not been used during the year for long-term purposes by the Company

(e) According to the information and explanations given to us and on the basis of our examination of the records, company has not taken any funds from any entity or person on account of or to meet the obligations of its subsidiaries or associates

(f) According to the information and explanations given to us and procedures performed by us, we report that the company has not raised loans during the year on the pledge of securities held in its subsidiaries or associate companies (as defined under the Act).

x. (a) The company did not raise money by way of initial public offer or further public offer (including debt instrument) during the year. Accordingly, paragraph 3 (x) (a) of the order is not applicable.

(b) In our opinion and according to the information and explanation given to us, during the year, the Company has made preferential allotment of equity shares in accordance with the provisions and requirements of Section 42 of the Act and the Rules framed thereunder and the fund raised has been used for the purpose for which the it was raised. The Company has not made private placement of equity shares or fully or partly convertible debentures during the year

xi. (a) According to the information and explanations given by the management and based upon the audit procedures performed for the purpose of reporting the true and fair view of the financial statements and according to the information and explanations given by the management, no fraud by the Company or no material fraud on the Company by its officers or employees of the Company has been noticed or reported to us during the year.

(b) According to the information and explanations given to us, no report under sub-section (12) of Section 143 of the Act has been filed by the auditors in Form ADT-4 as prescribed under rule 13 of Companies (Audit and Auditors) Rules, 2014 with the Central Government.

(c) According to the information and explanations given to us, there are no whistle blower complaints received by the company during the year.

xii. In our opinion and according to the information and explanations given to us, the company is not a Nidhi company. Accordingly, paragraph 3(xii) of the order is not applicable.

xiii. According to the information and explanations given to us and based on our examinations of the records of the company, transactions with the related parties are in compliance with sections 177 and 188 of the Act where applicable and details of such transactions have been disclosed in the standalone financial statements as required by the applicable Indian Accounting Standards.

xiv. (a) Based on information and explanations provided to us and our audit procedures, in our opinion, the Company has an internal audit system commensurate with the size and nature of its business

(b) We have considered the internal audit reports of the company issued till date for the period under audit, in determining the nature, timing and extent of our audit procedures.

xv. According to the information and explanations given to us and based on our examination of the records of the Company, the Company has not entered into non-cash transactions with directors or persons connected with them. Accordingly, paragraph 3(xv) of the order and Section 192 of the Companies Act, 2013 are not applicable.

xvi. The Company is not required to be registered under section 45-IA of the Reserve Bank of India Act, 1934. Hence, reporting under clause 3(xvi)(a), (b), (c) and (d) of the Order is not applicable

xvii. Based on examination of records, the company has not incurred any cash losses in the financial year 2021-22, however it has incurred cash losses of ₹ 2,254.37 lakhs in immediately preceding financial year.

xviii. There has been no resignation of statutory auditors of the company during the year.

xix. On the basis of the financial ratios, ageing and expected dates of realization of financial assets and payment of financial liabilities, other information accompanying the financial statements and our knowledge of the Board of Directors and Management plans and based on our examination of the evidence supporting the assumptions and according to Going Concern mentioned in Key Audit Matters, nothing has come to our attention, which causes us to believe that any material uncertainty exists as on the date of the audit report indicating that Company is not capable of meeting its liabilities existing at the date of balance sheet as and when they fall due within a period of one year from the balance sheet date. We, however, state

that this is not an assurance as to the future viability of the Company. We further state that our reporting is based on the facts up to the date of the audit report and we neither give any guarantee nor any assurance that all liabilities falling due within a period of one year from the balance sheet date, will get discharged by the Company as and when they fall due.

xx. Based on the examination of records of the Company and information and explanations given to us, the conditions and requirements of section 135 of the act are not applicable to the company hence, paragraphs 3(xx) (a) and (xx) (b) of the Order are not applicable.

FOR A R SULAKHE & CO.
CHARTERED ACCOUNTANTS
Firm Reg. No. 110540W

Kaustubh Deo
PARTNER
Membership number: 134892
UDIN: 22134892ALSQPO9807

Place : Pune
Date : May 28, 2022

ANNEXURE B

Referred to in paragraph 2 (f) under the heading "Report on Other Legal and Regulatory Requirements" of our report of even date to the members of the Company on financial statements for the year ended March 31, 2022.

Report on the Internal Financial Controls under Clause (i) of Sub-section 3 of Section 143 of the Companies Act, 2013 ("the Act")

We have audited the internal financial controls over financial reporting of **AUTOLINE INDUSTRIES LTD** ("the Company") as of March 31, 2022 in conjunction with our audit of the standalone financial statements of the company for the year ended on that date.

MANAGEMENT'S RESPONSIBILITY FOR INTERNAL FINANCIAL CONTROLS

The company's management is responsible for establishing and maintaining internal financial controls based on "the internal control over financial reporting criteria established by the Company, considering the essential components of internal control stated in the Guidance Note on Audit of Internal Financial Controls over Financial Reporting, issued by the "Institute of Chartered Accountants of India"(ICAI). These responsibilities include the design, implementation and maintenance of adequate internal financial controls that were operating effectively for ensuring the orderly and efficient conduct of its business, including adherence to company's policies, safeguarding of its assets, the prevention and detection of frauds and errors, the accuracy and completeness of the accounting records, and the timely preparation of reliable financial information, as required under the Companies Act, 2013.

AUDITORS' RESPONSIBILITY

Our responsibility is to express an opinion on the internal financial controls over financial reporting of the Company based on our audit. We conducted our audit in accordance with the Guidance Note on Audit of Internal Financial Controls Over Financial Reporting (the "Guidance Note") issued by the Institute of Chartered Accountants of India and the Standards on Auditing, prescribed under section 143(10) of the Companies Act, 2013, to the extent applicable to an audit of internal financial controls. Those Standards and the Guidance Note require that we comply with ethical requirements and plan and perform the audit to obtain reasonable assurance about whether adequate internal financial controls over financial reporting were established and maintained and whether such controls operated effectively in all material respects.

Our audit involves performing procedures to obtain audit evidence about the adequacy of the internal financial controls system over financial reporting and their operating effectiveness. Our audit of internal financial controls over financial reporting included obtaining an understanding of internal financial controls over financial reporting, assessing the risk that a material weakness exists, and testing and evaluating the design and operating effectiveness of internal control based on the assessed risk. The procedures selected depend on the auditor's judgment, including the assessment of the risks of material misstatement of the financial statements, whether due to fraud or error.

We believe that the audit evidence we have obtained is sufficient and appropriate to provide a basis for our audit opinion on the Company's internal financial controls system over financial reporting.

MEANING OF INTERNAL FINANCIAL CONTROLS OVER FINANCIAL REPORTING

Company's Internal financial control over financial reporting is a process designed to provide reasonable assurance regarding the reliability of financial reporting and the preparation of financial statements for external purposes in accordance with generally accepted accounting principles. A company's internal financial control over financial reporting includes those policies and procedures that (1) pertain to the maintenance of records that, in reasonable detail, accurately and fairly reflect the transactions and dispositions of the assets of the company; (2) provide reasonable assurance that transactions are recorded as necessary to permit preparation of financial statements in accordance with generally accepted accounting principles, and that receipts and expenditures of the company are being made only in accordance with authorizations of management and directors of the company; and (3) provide reasonable assurance regarding prevention or timely detection of unauthorized acquisition, use, or disposition of the company's assets that could have a material effect on the financial statements.

INHERENT LIMITATIONS OF INTERNAL FINANCIAL CONTROLS OVER FINANCIAL REPORTING

Because of the inherent limitations of internal financial controls over financial reporting, including the possibility of collusion or improper management override of controls, material misstatements due to error or fraud may occur and not be detected. Also, projections of any evaluation of the internal financial controls over financial reporting to future periods are subject to the risk that the internal financial control over financial reporting may become inadequate

because of changes in conditions, or that the degree of compliance with the policies or procedures may deteriorate.

OPINION

In our opinion, the Company has, in all material respects, an adequate internal financial controls system over financial reporting and such internal financial controls over financial reporting were operating effectively as at March 31, 2022, however, company is required to strengthen its financial controls for obtaining balance confirmations from trade receivables and payables based on "the internal control over financial reporting criteria established by the Company considering the essential components of internal control stated in the Guidance Note on Audit of Internal Financial Controls Over Financial Reporting issued by the Institute of Chartered Accountants of India"(ICAI).

FOR A R SULAKHE & CO.
CHARTERED ACCOUNTANTS
Firm Reg. No. 110540W

Kaustubh Deo
PARTNER
Membership number: 134892
UDIN: 22134892ALSQPO9807

Place : Pune
Date : May 28, 2022

Balance Sheet At at March 31, 2022

₹ in Lakhs

	Particulars	Note No.	As at March 31, 2022	As at March 31, 2021
	ASSETS			
1	**Non-current assets**			
	(a) Property, plant and equipment	4.1	10,306.78	12,007.71
	(b) Capital work in progress	4.2	125.97	27.06
	(c) Other Intangible assets	4.3	4.02	5.51
	(d) Intangible assets under development	4.4	269.29	29.43
	(e) Right of use Assets	4.5	306.16	535.77
	(f) Investment in subsidiaries	5	7,582.25	7,669.32
	(g) Financial Assets			
	(i) Investments	5a	10.00	10.00
	(ii) Other financial assets	6	124.87	125.86
	(h) Income tax assets (net)	7	387.00	322.02
	(i) Deferred tax assets (MAT Credit)	8	1,338.87	1,338.87
	(j) Other Non-current assets	9	1,204.21	1,152.65
	Total non-current assets		**21,659.43**	**23,224.20**
2	**Current assets**			
	(a) Inventories	10	4,949.01	4,059.64
	(b) Financial Assets			
	(i) Trade Receivables	11	10,822.57	4,155.74
	(ii) Cash and cash equivalents	12	4.23	6.27
	(iii) Bank balances other than (ii) above	13	457.09	608.63
	(iv) Loans and advances	14	528.30	481.34
	(v) Other Financial assets	15	65.17	1,036.17
	(c) Other current assets	16	836.88	272.99
	(d) Assets held for Sale	16a	633.29	-
	Total current assets		**18,296.54**	**10,620.79**
	Total Assets		**39,955.98**	**33,844.98**
	EQUITY AND LIABILITIES			
1	**Equity**			
	(a) Equity Share capital	17	3,796.32	3,096.32
	(b) Other Equity	18	532.37	(2,474.20)
	Total Equity		**4,328.69**	**622.12**
	Liabilities			
2	**Non-current liabilities**			
	(a) Financial Liabilities			
	(i) Borrowings	19	2,778.39	6,531.83
	(ii) Lease liabilities	20	124.59	46.07
	(b) Provisions	21	78.19	75.03
	(c) Deferred tax liabilities (net)			-
	Total non-current liabilites		**2,981.17**	**6,652.94**
3	**Current liabilities**			
	(a) Financial Liabilities			
	(i) Borrowings	22	20,447.23	12,607.97
	(ii) Trade payables			
	(a) total outstanding dues of micro and small enterprises	23	164.90	175.05
	(b) total outstanding dues of other than micro and small enterprises	23	5,949.22	6,659.88
	(iii) Other financial liabilities	24	2,463.10	2,878.58
	(iv) Lease liabilities	24	24.17	25.49
	(b) Other current liabilities	25	3,122.49	3,775.21
	(c) Provisions	26	475.00	447.75
	Total current liabilities		**32,646.12**	**26,569.93**
	Total Liabilities		**35,627.29**	**33,222.86**
	Total Equity & Liabilities		**39,955.98**	**33,844.98**

See accompanying notes to financial statements

In terms of our report attached
For **A. R. Sulakhe & Co.**
Chartered Accountants
Firm Registration No. 110540W

CA. Kaustubh Deo
Partner
Mem. No. 134892

Place: Pune
Date: May 28, 2022

For and on behalf of the Board of Directors

Shivaji Akhade
Managing Director
DIN: 00006755

Sudir Mungase
Whole Time Director
DIN: 00006754

Venugopal Rao Pendyala
Chief Financial Officer

Shilpa Walunj
Company Secretary

Statement of Profit and Loss for the year ended March 31, 2022

₹ in Lakhs

	Particulars	Note No.	For the year ended March 31, 2022	For the year ended March 31, 2021
1	Revenue from operations	27	56,637.89	28,414.44
2	Other income	28	230.05	192.20
3	**Total revenue (1+2)**		**56,867.94**	**28,606.64**
4	**Expenses**			
	(a) Cost of materials consumed	29.a	40,261.24	18,600.20
	(b) (Increase)/ Decrease in inventories of finished goods and work-in-progress	29.b	(366.02)	246.21
	(c) Employee benefits expenses	30	3,079.61	2,440.51
	(d) Finance costs	31	2,532.01	3,186.13
	(e) Depreciation and amortisation expenses	32	2,011.04	2,043.42
	(f) Other expenses	33	9,163.48	6,195.75
	Total expenses		**56,681.36**	**32,712.23**
5	**Profit / (Loss) before exceptional items and tax (3 - 4)**		186.59	(4,105.59)
	EBITDA		**4,499.59**	**931.77**
	Cash Profit/(Loss)		**1,967.57**	**(2,254.37)**
6	Exceptional items	34	563.08	544.46
7	**Profit / (Loss) before tax (5 + 6)**		749.67	(3,561.13)
8	**Income Tax expense:**		-	-
9	**Profit / (Loss) for the year (7 - 8)**		749.67	(3,561.13)
10	**Other Comprehensive Income (OCI)**			
	Items that will not be reclassified to profit or loss			
	Remeasurements of post-employment benefit obligations-(loss)/gains		44.40	(14.60)
	Income Tax relating to this item			
	Other Comprehensive Income for the year, net of tax		44.40	(14.60)
11	**Total Comprehensive Income / (Loss) for the period (9+10)**		794.07	(3,575.73)
12	**Earnings/(Loss) per share (Face value of ₹ 10/- each):**			
	(a) Basic		2.04	(12.32)
	(b) Diluted		1.99	(12.32)

See accompanying notes to financial statements

In terms of our report attached
For A. R. Sulakhe & Co.
Chartered Accountants
Firm Registration No. 110540W

CA. Kaustubh Deo
Partner
Mem. No. 134892

Place: Pune
Date: May 28, 2022

For and on behalf of the Board of Directors

Shivaji Akhade
Managing Director
DIN: 00006755

Sudir Mungase
Whole Time Director
DIN: 00006754

Venugopal Rao Pendyala
Chief Financial Officer

Shilpa Walunj
Company Secretary

Statement of Cash Flow for the year ended March 31, 2022

₹ in Lakhs

	Particulars	For the year ended March 31, 2022	For the year ended March 31, 2021
A.	**Cash Flow from Operating Activities**		
	Profit / (Loss) before tax	749.67	(3,561.13)
	Adjustment for :		
	Depreciation	2,011.04	2,043.42
	Interest Paid & Finance Cost	2,192.19	2,897.89
	Loss/(Profit) on Sale of Property, Plant & Equipment	(8.01)	(645.93)
	Impairment of Fixed Assets / Capital work-in-progress	-	97.38
	Profit on Sale of Investment	(463.08)	-
	Liabilities written back	(10.23)	-
	Interest Income on Deposits	(77.53)	(82.96)
	Interest Income on Advance to Subsidiaries	(83.54)	(35.04)
	Forfeiture of advance	(100.00)	-
	Operating Profit before Working Capital Changes	**4,210.50**	**713.63**
	Adjustment for changes in operating assets		
	(Increase) / Decrease in Inventories	(889.36)	99.90
	(Increase) / Decrease in Trade Receivable	(6,666.84)	(1,752.21)
	(Increase) / Decrease in Loans and Advances Current	1.98	(3.92)
	(Increase) / Decrease in Other Financial Assets Current	(19.00)	9.90
	(Increase) / Decrease in Other Current Assets	(563.89)	69.34
	(Increase) / Decrease in Other Non Current Assets	(0.00)	(23.78)
	(Increase) / Decrease in Other Financial Assets Non-Current	0.98	2.76
	Adjustment for changes in operating liabilities		
	Increase / (Decrease) in Trade Payables	(720.81)	1,122.05
	Increase / (Decrease) in Other Financial Liabilities Current	(437.72)	(778.90)
	Increase / (Decrease) in Other Current Liabilities	(102.72)	962.75
	Increase / (Decrease) in Provision Current	71.65	70.86
	Increase / (Decrease) in Provision Non-Current	3.15	2.79
	Cash Generated from Operations	**(5,112.07)**	**495.17**
	Income tax refund received (net of payments)	(64.98)	713.17
	Net Cash from Operating Activities	**(5,177.05)**	**1,208.34**
B.	**Cash Flow from Investing Activities**		
	Acquisition of Property, plant and equipment (including capital work in progress, capital advance)	(746.35)	(224.87)
	Proceeds from Sale of Property, plant and equipment	1,005.39	310.75
	Acquisition of Other intangible assets (net)	(241.56)	-
	Repayment of Advance agianst Property, plant and equipment	(650.00)	(12.00)
	Receipt of Advance agianst sales of Property, plant and equipment	200.00	-
	Fixed Deposit with Banks	151.55	(199.54)
	Purchase of Investments	(150.65)	(300.00)
	Proceeds from Sale of Investments	700.80	-
	Interest Income on deposits	77.53	82.96
	Interest Income on advance to subsidiaries	83.54	35.04
	Net Cash from Investing Activities	**430.24**	**(307.66)**

Statement of Cash Flow (contd.) for the year ended March 31, 2022

₹ in Lakhs

Particulars		For the year ended March 31, 2022	For the year ended March 31, 2021
C.	**Cash Flow from Financing Activities**		
	Proceeds from Short Term Borrowings (Net of repayment)	9,779.43	1,239.50
	Repayment of Long Term Borrowings (Net of proceeds)	(5,693.61)	837.33
	Advances taken / recovered from subsidiaries	818.40	358.80
	Advances given / repayment to subsidiaries	(867.34)	(690.66)
	Interest Paid & Finance Cost	(2,169.95)	(3,422.35)
	Payment of principal portion of lease liabilities	(34.66)	(34.74)
	Proceeds from Issue of Equity Shares	700.00	92.47
	Premium on Issue of Equity shares	2,100.00	582.53
	Proceeds from Issue of share warrants	112.50	-
	Equity component of compound financial instruments	-	61.75
	Net Cash from Financing Activities	**4,744.77**	**(975.35)**
	Net Increase / Decrease in Cash & Cash Equivalent	(2.03)	(74.67)
	Cash and cash equivalents at the beginning of the year	6.27	80.94
	Cash and cash equivalents at the end of the year	4.23	6.27
	Net Increase / Decrease in Cash & Cash Equivalent	(2.03)	(74.67)

See accompanying notes to financial statements

In terms of our report attached
For **A. R. Sulakhe & Co.**
Chartered Accountants
Firm Registration No. 110540W

CA. Kaustubh Deo
Partner
Mem. No. 134892

Place: Pune
Date: May 28, 2022

For and on behalf of the Board of Directors

Shivaji Akhade
Managing Director
DIN: 00006755

Sudir Mungase
Whole Time Director
DIN: 00006754

Venugopal Rao Pendyala
Chief Financial Officer

Shilpa Walunj
Company Secretary

Statement of Changes in Equity for the year ended March 31, 2022

A. EQUITY SHARE CAPITAL

₹ in Lakhs

Particulars	Amount
Balance as at April 01, 2020	2,702.76
Changes in equity share capital during the year	393.56
Balance as at March 31, 2021	**3,096.32**
Balance as at April 01, 2021	3,096.32
Changes in equity share capital during the year	700.00
Balance as at March 31, 2022	**3,796.32**

B. OTHER EQUITY

₹ in Lakhs

Particulars	Reserves and Surplus						Money received against share warrants	Toal
	Securities Premium Reserve	Revaluation Reserve	Employee Stock Options outstanding	General Reserve	Retained Earnings	Equity component of compound financial instruments		
Balance as at April 01, 2020	21,830.81	90.59	-	1,202.28	(23,590.35)	61.75	225.00	(179.91)
Profit/(loss) for the year					(3,561.13)			(3,561.13)
Other comprehensive income for the year					(14.60)			(14.60)
Equity share premium received	1,506.44							1,506.44
Warrants converted in equity shares during the year							(225.00)	(225.00)
Balance as at March 31, 2021	**23,337.25**	**90.59**	**-**	**1,202.28**	**(27,166.07)**	**61.75**	**-**	**(2,474.20)**
Balance as at April 01, 2021	**23,337.25**	**90.59**	**-**	**1,202.28**	**(27,166.07)**	**61.75**	**-**	**(2,474.20)**
Profit/(loss) for the year					749.67			749.67
Other comprehensive income for the year					44.40			44.40
Equity share premium received	2,100.00							2,100.00
Warrants issued during the year							112.50	112.50
Balance as at March 31, 2022	**25,437.25**	**90.59**	**-**	**1,202.28**	**(26,372.00)**	**61.75**	**112.50**	**532.37**

Summary of significant accounting policies Note 2 - 3

See accompanying notes of financial statements Note 4 - 54

The notes referred to above form integral part of financial statement.

In terms of our report attached
For A. R. Sulakhe & Co.
Chartered Accountants
Firm Registration No. 110540W

For and on behalf of the Board of Directors

Shivaji Akhade
Managing Director
DIN: 00006755

Sudir Mungase
Whole Time Director
DIN: 00006754

CA. Kaustubh Deo
Partner
Mem. No. 134892

Place: Pune
Date: May 28, 2022

Venugopal Rao Pendyala
Chief Financial Officer

Shilpa Walunj
Company Secretary

Notes forming part of Standalone Financial Statements

as at March 31, 2022

1 COMPANY OVERVIEW

General Information:

Autoline Industries Limited ('The Company') is engaged in the business of manufacturing sheet metal stampings, welded assemblies and moulds for the automotive industry. The Company has nine plants in India and sells primarily in India. The Company is listed on the BSE Limited (BSE) and the National Stock Exchange of India Limited (NSE).The Company's Registered office is at –Survey Nos. 313, 314, 320 to 323 Nanekarwadi, Chakan, Tal: Khed Dist. Pune - 410501, Maharashtra, India. The CIN of the Company is L34300PN1996PLC104510.

The Board of Directors are authorized to issue this financial statement in its Board Meeting dated 28th May 2022.

2 SIGNIFICANT ACCOUNTING POLICIES:

2.1 Basis of preparation of financial statements

(i) Compliance with IND AS

This note provides a list of the significant accounting policies adopted in the preparation of these financial statements. These policies have been consistently applied to all the years presented, unless otherwise stated

The Standalone financial statements have been prepared in accordance with Indian Accounting Standards (Ind AS) as per the Companies (Indian Accounting Standards) Rules, 2015 notified under Section 133 of Companies Act, 2013, (the 'Act') and [Companies (Indian Accounting Standards) Rules, 2015] and other relevant provisions of the Act and read with Rule 3 of the Companies (Indian Accounting Standards) Rules, 2015 as amended and Companies (Indian Accounting Standards) Amendment Rules, 2016 and relevant amendment rules issued thereafter.

Accordingly, the Company has prepared these Standalone Financial Statements which comprise the Balance Sheet as at 31 March, 2022, the Statement of Profit and Loss for the year ended 31 March 2022, the Statement of Cash Flows for the year ended 31 March 2022 and the Statement of Changes in Equity for the year ended as on that date, and accounting policies and other explanatory information (together hereinafter referred to as 'Standalone Financial Statements' or 'financial statements').

(ii) Basis of preparation

The financial statements have been prepared on a historical cost basis, except for the following items:

- certain financial assets and liabilities (including derivative instruments) that are measured at fair value;
- net defined benefit (asset)/ liability – present value defined benefit obligations less fair value of plan assets.

(iii) Functional and presentation currency

These financial statements are presented in Indian Rupees (₹), which is also the Company's functional currency. All amounts have been rounded off to the nearest Lakh except share data, unless otherwise indicated.

2.2 Revenue recognition:

The company generates revenue principally from –

Sale of goods:

The Company recognizes revenue when 'control' of the promised goods underlying the particular performance obligation is transferred to the customer in an amount that reflects the consideration it expects to receive in exchange for those goods. Control of products passes to the customers, at a point in time which is usually upon delivery of goods to the customer / carrier. Revenue is recognized at that point in time. Revenue excludes taxes collected from customers on behalf of the government.

For contracts that permit the customer to return an item, under Ind AS 115 revenue is recognized to the extent that it is probable that a significant reversal in the amount of cumulative revenue recognized will not occur. Therefore, the amount of revenue recognized is adjusted for expected returns, which are estimated based on the historical data. Returned goods are exchanged only for new goods – i.e. no cash refunds are offered. In such circumstances, a refund liability, and a right to recover returned goods asset are recognized. The amount disclosed as revenue is net of Goods and Services Tax collected on behalf of third parties.

Notes forming part of Standalone Financial Statements

as at March 31, 2022

Sale of tools:

Tooling contracts are the fixed price contracts to build a specific tool (asset). Under these contracts a performance obligation is satisfied when control of such assets underlying the particular performance obligation is transferred to the customer. Hence, revenue from tooling contracts is recognized when such tools are transferred to the customers since the customer receives and consumes the benefits at the end of the contract.

Generally, the Company receives short-term tooling advances from its customers which are utilised for providing advance to supplier of the tool. Using the practical expedient in Ind AS 115, the Company does not adjust the promised amount of consideration for the effects of any significant financing component.

Sale of Services:

In contracts involving the rendering of services, revenue is measured using the proportionate completion method and are recognized net of service tax or goods and service tax as applicable.

Other Income

Interest:

Interest Income from a financial asset is recognized when it is probable that the economic benefits will flow to the Company and the amount of income can be measured reliably. Interest income is accrued on a time basis, by reference to the principal outstanding and at the effective interest rate applicable.

Dividend income: Dividend income is recognized when the Company's right to receive is established by the reporting date.

Contract liabilities:

A contract liability is the obligation to transfer goods or services to a customer for which the Company has received consideration (or an amount of consideration is due) from the customer. If a customer pays consideration before the Company transfers goods or services to the customer, a contract liability is recognized when the payment is made or the payment is due (whichever is earlier). Contract liabilities are recognized as revenue when the Company performs under the contract.

2.3 Current and Non-current classification

The company presents assets and liabilities in the balance sheet based on current/ non-current classification.

An asset is treated as current when it is:

- Expected to be realized or intended to be sold or consumed in normal operating cycle.
- Held primarily for the purpose of trading.
- Expected to be realized within twelve months after the reporting period, or
- Cash or Cash equivalent unless restricted from being exchanged or used to settle a liability for at least twelve months after the reporting period.

All other assets are classified as non-current.

A liability is current when:

- It is expected to be settled in normal operating cycle.
- It is held primarily for the purpose of trading.
- It is due to be settled in twelve months after the reporting period, or
- There is no unconditional right to defer the settlement of the liability for at least twelve months after the reporting period.

The company classifies all other liabilities as non-current.

Deferred tax assets and liabilities are classified as non-current assets and liabilities respectively.

The operating cycle is the time between the acquisition of assets for processing and their realization in cash and cash equivalents. The company has identified twelve months as its normal operating cycle.

2.4 Foreign currency transactions and translation:

Foreign currency transactions are translated into the functional currency using the exchange rates prevailing as at the dates of the transactions.

Notes forming part of Standalone Financial Statements

as at March 31, 2022

Monetary assets and liabilities denominated in foreign currencies are translated into the functional currency at the closing exchange rate prevailing as at the reporting date.

Non-monetary assets and liabilities denominated in a foreign currency are translated using the exchange rate prevalent, at the date of initial recognition (in case measured at historical cost) or at the date when the fair value is determined (in case measured at fair value).

Foreign exchange gains and losses resulting from the settlement of such transaction and from translation of monetary assets and liabilities denominated foreign currencies at year end exchange rates are generally recognized in profit and loss. Foreign exchange difference regarded as an adjustment to borrowing cost are presented in the statement of profit and loss, within finance costs.

All other foreign exchange gains and losses are presented in the statement of profit and loss on net basis within other income / other expenses.

2.5 Fair Value Measurement

The Company measures financial instruments at fair value on initial recognition.Fair value is the price that would be received to sell an asset or paid to transfer a liability in an orderly transaction between market participants at the measurement date. The fair value measurement is based on the presumption that the transaction to sell the asset or transfer the liability takes place either:

- In the principal market for the asset or liability, or
- In the absence of a principal market, in the most advantageous market for the asset or liability

The principal or the most advantageous market must be accessible by the Company.

The fair value of an asset or a liability is measured using the assumptions that market participants would use when pricing the asset or liability, assuming that market participants act in their economic best interest.

A fair value measurement of a non-financial asset takes into account a market participant's ability to generate economic benefits by using the asset in its highest and best use or by selling it to another market participant that would use the asset in its highest and best use.

The Company uses valuation techniques that are appropriate in the circumstances and for which sufficient data are available to measure fair value, maximizing the use of relevant observable inputs and minimizing the use of unobservable inputs.

All assets and liabilities for which fair value is measured or disclosed in the financial statements are categorized within the fair value hierarchy, described as follows, based on the lowest level input that is significant to the fair value measurement as a whole:

- Level 1 - Quoted (unadjusted) market prices in active markets for identical assets or liabilities
- Level 2 - Valuation techniques for which the lowest level input that is significant to the fair value measurement is directly or indirectly observable
- Level 3 - Valuation techniques for which the lowest level input that is significant to the fair value measurement is unobservable

For assets and liabilities that are recognised in the financial statements on a recurring basis, the Company determines whether transfers have occurred between levels in the hierarchy by re-assessing categorization (based on the lowest level input that is significant to the fair value measurement as a whole) at the end of each reporting period.

External valuers are involved for valuation of significant assets, such as properties and unquoted financial assets. Involvement of external valuers is decided upon annually by the management. Selection criteria include market knowledge, reputation, independence and whether professional standards are maintained. The management decides, after discussions with the Company's external valuers, which valuation techniques and inputs to use for each case.

For the purpose of fair value disclosures, the Company has determined classes of assets and liabilities on the basis of the nature, characteristics and risks of the asset or liability and the level of the fair value hierarchy as explained above.

Notes forming part of Standalone Financial Statements

as at March 31, 2022

This note summaries accounting policy for fair value.

- *Disclosures for valuation methods, significant estimates and assumptions – (Refer Note No. 35)*
- *Financial instruments (including those carried at amortised cost) (Refer Note No. 35 & 36)*

2.6 Property, plant and equipment:

Freehold land is carried at historical cost. All other items of property, plant and equipment are stated at historical cost less depreciation less impairment loss, if any. Historical cost comprises of purchase price, including non-refundable purchase taxes, after deducting trade discounts and rebates, any directly attributable cost of bringing the item to its working condition for its intended use and direct overheads for self-constructed assets and other direct costs incurred up to the date the asset is ready for its intended use.

Subsequent costs are included in the asset's carrying amount or recognized as a separate asset, as appropriate, only when it is probable that future economic benefits associated with the item will flow to the company and the cost of the item can be measured reliably. The carrying amount of any component accounted for as a separate asset is derecognized when replaced. All other repairs and maintenance are charged to profit or loss during the reporting period in which they are incurred.

Depreciation methods, estimated useful lives and residual value:

Depreciation is provided on a pro-rata basis on the straight line method over the estimated useful life of the assets as prescribed in Schedule II to the Companies Act, 2013

Asset Useful Life	
Building - Factory	30 Years
Building - Office	60 Years
Plant and Machinery	15 Years(Single Shift basis)
Tools & Dies	15 Years (Single Shift basis)
Electrical Fittings	10 Years
Vehicles	8 Years
Computers	3 Years
Software	6 Years
Office Equipments	5 Years
Furniture & Fittings	10 Years

An asset's carrying amount is written down immediately to its recoverable amount if the asset's carrying amount is greater than its estimated recoverable amount.

Gains and losses on disposals are determined by comparing proceeds with carrying amount and are recognized as income or expense in the statement of profit and loss.

2.7 Intangible asset:

Intangible Assets are stated at acquisition cost, net of accumulated amortization and accumulated impairment losses, if any. After initial recognition, an intangible asset is carried at its cost less any accumulated amortization and any accumulated impairment loss. Subsequent expenditure is capitalized only when it increases the future economic benefits from the specific asset to which it relates. Intangible assets are amortized on a straight line basis over their estimated useful lives ranging from 3-5 years. The amortization period and amortization method are reviewed as at each financial year end. If the expected useful life of the asset is significantly different from previous estimates, the amortization period is changed accordingly.

Gains or losses arising from the retirement or disposal of an intangible asset are determined as the difference between the net disposal proceeds and the carrying amount of the asset and recognized as income or expense in the Statement of Profit and Loss.

Internally generated intangible asset

Research costs are charged to the statement of Profit and Loss in the year in which they are incurred.

Product development costs incurred on electric two-wheeler are recognized as intangible assets, when feasibility has been established, the Company has committed technical, financial and other resources to complete the development and it is probable that asset will generate future economic benefits.

The cost of an internally generated intangible asset is the sum of directly attributable expenditure incurred from the date when the intangible asset first meets the recognition criteria to the completion of its development.

Product development costs is amortized over the life of the related product, being a period of 24 months

Notes forming part of Standalone Financial Statements

as at March 31, 2022

to 120 months. Product development expenditure is measured at cost less accumulated amortization and impairment, if any.

Amortization is not recorded on product in progress until development is complete.

De-recognition of intangible assets

An item of intangible assets is derecognized on disposal or when fully amortized and no longer in use. Any gain or loss arising from de-recognition of an item of intangible assets is included in profit or loss

2.8 Non-current assets classified as held for sale

Non-current assets are classified as held for sale if their carrying amount will be recovered principally through a sale transaction rather than through continuing use and a sale is considered highly probable. They are measured at the lower of their carrying amount and fair value less cost to sell.

An impairment loss is recognised for any initial or subsequent write down of the asset to fair value less cost to sell. A gain is recognised for any subsequent increase in fair value less cost to sell of an asset, but not in excess of any cumulative impairment loss previously recognised. A gain or loss not previously recognised by the date of sale of the non-current asset is recognised at the date of de-recognition.

Non-current assets are not depreciated or amortized while they are classified as held for sale.

Non-current assets classified as held for sale are presented separately from the other assets in the balance sheet.

2.9 Borrowings:

Borrowings are initially recognized at fair value, net of transaction costs incurred. Borrowings are subsequently measured at amortized cost. Any difference between the proceeds (net of transaction costs) and the redemption amount is recognized in profit or loss over the period of the borrowings using the effective interest method. Fees paid on the establishment of loan facilities are recognized as transaction costs of the loan to the extent that it is probable that some or all of the facility will be drawn down. In this case, the fee is deferred until the draw down occurs. To the extent there is no evidence that it is probable that some or all of the facility will be drawn down, the fee is capitalized as a prepayment for liquidity services and amortized over the period of the facility to which it relates.

Borrowings are classified as current liabilities unless the company has an unconditional right to defer settlement of liability for at least 12 months after the reporting period. Where there is a breach of a material provision of a long term loan arrangement on or before the end of the reporting period with the effect that the liability becomes payable on demand on the reporting date, the entity does not classify the liability as current, if the lender agreed, after the reporting period and before the approval of the financial statements for issue, not to demand payment as a consequence of the breach.

Borrowings are removed from the balance sheet when the obligation specified in the contract is discharged, cancelled or expired. The difference between the carrying amount of a financial liability that has been extinguished or transferred to another party and the consideration paid, including any non-cash assets transferred or liabilities assumed, is recognized in profit or loss as other income / expenses.

2.10 Borrowing costs:

General and specific borrowing costs that are directly attributable to the acquisition, construction or production of a qualifying asset are capitalized during the period of time that is required to complete and prepare the asset for its intended use or sale. Qualifying assets are assets that necessarily take a substantial period of time to get ready for their intended use or sale. Investment income earned on the temporary investment of specific borrowing pending their expenditure on qualifying assets is deducted from the borrowing costs eligible for capitalization. Other borrowing costs are expensed in the period in which they are incurred.

2.11 Leases

The Company assesses at contract inception whether a contract is, or contains, a lease. That is, if the contract conveys the right to control the use of an identified asset for a period of time in exchange for consideration.

Notes forming part of Standalone Financial Statements

as at March 31, 2022

As a lessee

The Company recognizes a right-of-use asset and a lease liability at the lease commencement date. The right-of-use asset is initially measured at cost, which comprises the initial amount of the lease liability adjusted for any lease payments made at or before the commencement date, plus any initial direct costs incurred and an estimate of costs to dismantle and remove the underlying asset or to restore the underlying asset or the site on which it is located, less any lease incentives received.

The right-of-use asset is subsequently depreciated using the straight-line method from the commencement date to the earlier of the end of the useful life of the right-of-use asset or the end of the lease term. The estimated useful lives of right-of-use assets are determined on the same basis as those of property and equipment. In addition, the right-of-use asset is periodically reduced by impairment losses, if any, and adjusted for certain re-measurements of the lease liability.

The Company presents right-of-use assets that do not meet the definition of investment property in 'property, plant and equipment' and lease liabilities in 'loans and borrowings' in the financial statements. (Refer Note 4)

The lease liability is initially measured at the present value of the lease payments that are not paid at the commencement date, discounted using the interest rate implicit in the lease or, if that rate cannot be readily determined, Company's incremental borrowing rate. Generally, the Company uses its incremental borrowing rate as the discount rate.

Lease payments included in the measurement of the lease liability comprise the following:

- Fixed payments, including in-substance fixed payments less any lease incentives receivable;
- Variable lease payments that depend on a rate, initially measured using the rate as at the commencement date;
- Amounts expected to be payable under a residual value guarantee; and
- The exercise price of a purchase option if the Company is reasonably certain to exercise that option and.
- Payments of penalties for terminating the lease, if the lease term reflects the Company exercising that option

The lease liability is measured at amortized cost using the effective interest method. If the rate cannot be determined readily, the Company's incremental borrowing rate is used, being the rate that the Company would have to pay to borrow the funds necessary to obtain an asset of similar value to the right of use asset in a similar economic environment with similar terms, security and conditions.

To determine the incremental borrowing rate, the Company:

- Where possible, uses recent third-party financing received as a starting point, adjusted to reflect changes in financing conditions since third party financing was received
- Makes adjustments specific to the lease e.g. term, country, currency and security

Lease payments are allocated between principal and finance cost. The finance cost is charged to profit or loss over the lease period so as to produce a constant periodic rate of interest on the remaining balance of the liability of each period.

As a lessor

Lease income from operating leases where the Company is a lessor is recognized in income on a straight-line basis over the lease term unless the receipts are structured to increase in line with expected general inflation to compensate for the expected inflationary cost increases. The respective leased assets are included in the balance sheet based on their nature. The Company did not need to make any adjustments to the accounting for assets held as lessor under operating lease as a result of the adoption of Ind AS 116.

Notes forming part of Standalone Financial Statements

as at March 31, 2022

Short-term leases and leases of low-value assets

The Company has elected not to recognize right-of-use assets and lease liabilities for short term leases that have a lease term of 12 months. The Company recognizes the lease payments associated with these leases as an expense on a straight-line basis over the lease term.

2.12 Inventories:

Raw materials and stores, work in progress and finished goods are stated at the lower of cost and net realizable value. Cost of raw materials comprises cost of purchases inward freight and other incidental expenses net of GST, wherever applicable Cost of work-in- progress and finished goods comprises direct materials, direct labour and an appropriate proportion of variable and fixed overhead expenditure, the latter being allocated on the basis of normal operating capacity.

Cost of inventories also include all other costs incurred in bringing the inventories to their present location and condition. Costs are assigned to individual items of inventory on the basis of FIFO basis. Goods in transit is valued at cost incurred till date. Costs of purchased inventory are determined after deducting rebates and discounts. Net realizable value is the estimated selling price in the ordinary course of business less the estimated costs of completion and the estimated costs necessary to make the sale.

Tools and Dies under process have been valued on percentage completion based on estimated cost of production and development of respective tools and dies.

Scrap is valued at net realizable value.

2.13 Employee benefits:

(i) Short-term obligations

Liabilities for wages and salaries, including non-monetary benefits that are expected to be settled wholly within 12 months after the end of the period in which the employees render the related service are recognized in respect of employees' services up to the end of the reporting period and are measured at the amounts expected to be paid when the liabilities are settled. The liabilities are presented as current employee benefit obligations in the balance sheet.

(ii) Other long-term employee benefit obligations

The liabilities for earned leave and sick leave are not expected to be settled wholly within 12 months after the end of the period in which the employees render the related service. They are therefore measured as the present value of expected future payments to be made in respect of services provided by employees up to the end of the reporting period using the projected unit credit method. The benefits are discounted using the market yields at the end of the reporting period that have terms approximating to the terms of the related obligation. Re-measurements as a result of experience adjustments and changes in actuarial assumptions are recognized in profit or loss. The obligations are presented as current liabilities in the balance sheet if the entity does not have an unconditional right to defer settlement for at least twelve months after the reporting period, regardless of when the actual settlement is expected to occur.

(iii) Post-employment obligations

The company operates the following post-employment schemes:

(a) Defined benefit plans such as gratuity; and

(b) Defined contribution plans such as provident fund.

(a) Defined benefit plans such as gratuity

Gratuity obligations:

The liability or asset recognized in the balance sheet in respect of defined benefit gratuity plans is the present value of the defined benefit obligation at the end of the reporting period less the fair value of plan assets. The defined benefit obligation is calculated annually by actuaries using the projected unit credit method.

The present value of the defined benefit obligation is determined by discounting the estimated future cash outflows by reference to market yields at the end of the reporting period on government bonds that have terms approximating to the terms of the related obligation. The net interest cost is calculated by applying the discount rate to the net balance of the defined benefit obligation and the fair value of plan assets. This cost is included in employee benefit expense in the statement of profit and loss. Re-measurementgains and losses arising from experience adjustments and changes in

Notes forming part of Standalone Financial Statements

as at March 31, 2022

actuarial assumptions are recognized in the period in which they occur, directly in other comprehensive income. They are included in retained earnings in the statement of changes in equity and in the balance sheet. Changes in the present value of the defined benefit obligation resulting from plan amendments or curtailments are recognized immediately in profit or loss as past service cost.

(b) Defined contribution plans such as provident fund.

Provident fund :

Contribution towards provident fund for certain employees is made to the regulatory authorities, where the Company has no further obligations. Such benefits are classified as DefinedContribution Schemes as the Company does not carry any further obligations, apart from the contributions made on a monthly basis.

2.14 Financial instruments:

Financial assets and liabilities are recognized when the Company becomes a party to the contractual provisions of the instruments and are initially measured at fair value. Transaction costs that are directly attributable to the acquisition or issue of financial assets and liabilities (other than financial assets and financial liabilities at fair value through profit or loss) are added to or deducted from the fair value of the financial assets or liabilities on initial recognition. Transaction costs directly attributable to the acquisition of financial assets or financial liabilities at fair value through profit or loss are recognized immediately in profit or loss

(i) Classification

The Company classifies its financial assets in the following measurement categories:

- those to be measured subsequently at fair value (either through other comprehensive income, or through profit or loss) (FVTOCI /FVTPL), and
- those measured at amortized cost.

The classification depends on the entity's business model for managing the financial assets and the contractual terms of the cash flows. For assets measured at fair value, gains and losses will either be recorded in profit or loss or other comprehensive income. For investments in debt instruments, this will depend on the business model in which the investment is held. For investments in equity instruments, this will depend on whether the Company has made an irrevocable election at the time of initial recognition to account for the equity investment at fair value through other comprehensive income.

Financial liabilities are classified as measured at amortized cost or FVTPL. A financial liability is classified as at FVTPL if it is classified as held- for-trading, or it is a derivative or it is designated as such on initial recognition.

(ii) Measurement

At initial recognition, the Company measures a financial asset at its fair value plus, in the case of a financial asset not at fair value through profit or loss, transaction costs that are directly attributable to the acquisition of the financial asset. Transaction costs of financial assets carried at fair value through profit or loss are expensed in profit or loss.

Subsequent measurement of debt instruments depends on the Company's business models for managing the assets and the cash flow characteristics of the assets. There are three measurement categories into which the Company classifies its debt instruments:

Amortized cost: Assets that are held for collection of contractual cash flows where those cash flows represent solely payments of principal and interest are measured at amortized cost. Again or loss on a debt investment that is subsequently measured at amortized cost and is not part of a hedging relationship is recognized in profit or loss when the asset is derecognized or impaired. Interest income from these financial assets is included in finance income using the effective interest rate method.

Fair Value through Other Comprehensive Income (FVOCI): Assets that are held for collection of contractual cash flows and for selling the financial assets, where the assets' cash flows represent solely payments of principal and interest, are measured at FVOCI. Movements in the carrying amount are taken through Other Comprehensive Income (OCI), except for the recognition of impairment gains or losses, interest revenue and foreign exchange gains and losses which are recognised in statement of profit and loss. When the financial asset is derecognised, the cumulative gain

Notes forming part of Standalone Financial Statements

as at March 31, 2022

or loss previously recognised in OCI is reclassified from equity to profit or loss and recognised in other gains/ (losses).Interest income from these financial assets is included in other income using the effective interest rate method.

Fair value through profit or loss: Assets that do not meet the criteria for amortised cost or FVOCI are measured at fair value through profit or loss. A gain or loss on a debt investment that is subsequently measured at fair value through profit or loss and is not part of a hedging relationship is recognised in profit or loss and presented net in the statement of profit and loss within other gains/(losses) in the period in which it arises. Interest income from these financial assets is included in other income.

Equity instruments: The Company subsequently measures all equity investments at fair value. Where the Company's management has elected to present fair value gains and losses on equity investments in other comprehensive income, there is no subsequent reclassification of fair value gains and losses to profit or loss. Dividends from such investments are recognised in profit or loss as other income when the Company's right to receive payments is established. Changes in the fair value of financial assets at fair value through profit or loss are recognised in other gain/ (losses) in the statement of profit and loss.

Impairment losses (and reversal of impairment losses) on equity investments measured at FVOCI are not reported separately from other changes in fair value.

Financial liabilities at FVTPL are measured at fair value and net gains and losses, including any interest expense, are recognized in profit or loss. Other financial liabilities (that are not held for trading or not designated at fair value through profit or loss) are measured at amortized cost at the end of subsequent accounting periods. The carrying amounts of financial liabilities that are subsequently measured at amortized cost are determined based in the effective interest method. Effective interest method is a method of calculating amortized cost of a financial liability and of allocating interest expense over the relevant period. The effective interest rate is the rate that exactly discounts estimated future cash payments (including all fees, transaction costs and other premiums or discounts) through the expected life of the financial liability, or (where appropriate) a shorter period, to the net carrying amount on initial recognition.

Financial liabilities denominated in a foreign currency and are measured at amortized cost at the end of each reporting period, the foreign exchange gains and losses are determined based on the amortized cost of the instruments and are recognized in the Statement of Profit or Loss.

The fair value of financial liabilities denominated in a foreign currency is determined in that foreign currency and translated at the spot rate at the end of the reporting period. For financial liabilities that are measured at fair value through profit or loss, the foreign exchange component forms part of the fair value gains or losses and is recognized in the Statement of Profit and Loss.

(iii) Impairment of financial assets:

The Company assesses on a forward looking basis the expected credit losses associated with its assets carried at amortized cost and debt instruments. The impairment methodology applied depends on whether there has been a significant increase in credit risk. For trade receivables only, the Company applies the simplified approach permitted by Ind AS 109 Financial Instruments, which requires expected lifetime losses to be recognized from initial recognition of the receivables.

An impairment loss for financial assets is reversed if the reversal can be related objectively to an event occurring after the impairment loss has been recognized.

(iv) Derecognition

A financial asset is derecognised only when

** The Company has transferred the rights to receive cash flows from the financial asset or*

** Retains the contractual rights to receive the cash flows of the financial asset but assumes a contractual obligation to pay the cash flows to one or more recipients.*

Where the entity has transferred an asset, the Company evaluates whether it has transferred substantially all risks and rewards of ownership of the financial asset. In such cases, the financial asset is derecognised. Where the entity has not transferred substantially all risks and rewards of ownership of the financial asset, the financial asset is not derecognised. Where the entity

Notes forming part of Standalone Financial Statements

as at March 31, 2022

has neither transferred a financial asset nor retains substantially all risks and rewards of ownership of the financial asset, the financial asset is derecognised if the Company has not retained control of the financial asset. Where the Company retains control of the financial asset, the asset is continued to be recognised to the extent of continuing involvement in the financial asset. On derecognition of a financial asset, the difference between the asset's carrying amount and the sum of consideration received and receivable and the cumulative gain or loss that had been recognized in other comprehensive income, if any, is recognized in the Statement of Profit or Loss if such gain or loss would have otherwise been recognized in profit or loss on disposal of the financial asset.

Financial liabilities are derecognized when, and only when, the obligations are discharged, cancelled or have expired. An exchange with a lender of a debt instruments with substantially different terms is accounted for as an extinguishment of the original financial liability and a recognition of a new financial liability. Similarly, a substantial modification of the terms of an existing financial liability is accounted for as an extinguishment of the original financial liability and the recognition of a new financial liability. The difference between the carrying amount of a financial liability derecognized and the consideration paid or payable is recognized in the Statement of Profit or Loss."

2.15 Offsetting financial instruments:

Financial assets and liabilities are offset and the net amount is reported in the balance sheet where there is a legally enforceable right to offset the recognized amounts and there is an intention to settle on a net basis or realize the asset and settle the liability simultaneously. The legally enforceable right must not be contingent on future events and must be enforceable in the normal course of business and in the event of default, insolvency or bankruptcy of the group or the counterparty.

2.16 Impairment of non-financial assets:

In accordance with Ind AS 36 on "Impairment of Assets" at the balance sheet date, non-financial assets are reviewed for impairment losses whenever events or changes in circumstances indicate that the carrying amount may not be recoverable. For the purpose of assessing impairment, the smallest identifiable group of assets that generates cash inflows from continuing use that are largely independent of the cash inflows from other assets or groups of assets, is considered as a cash generating unit. If any such indication exists, an estimate of the recoverable amount of the asset/cash generating unit is made. Assets whose carrying value exceeds their recoverable amount are written down to the recoverable amount. Recoverable amount is higher of an asset's or cash generating unit's net selling price and its value in use. Assessment is also done at each Balance Sheet date as to whether there is any indication that an impairment loss recognized for an asset in prior accounting periods may no longer exist or may have decreased.

2.17 Cash and cash equivalents:

For the purpose of presentation in the statement of cash flows, cash and cash equivalents includes cash on hand, deposits held at call with financial institutions, other short-term, highly liquid investments with original maturities of three months or less that are readily convertible to known amounts of cash and which are subject to an insignificant risk of changes in value, and bank overdrafts. Bank overdrafts are shown within borrowings in current liabilities in the balance sheet.

2.18 Trade receivables:

Trade receivables are recognized initially at fair value and subsequently measured at amortized cost using the effective interest method, less loss allowances if any

2.19 Trade and other payables:

These amounts represent liabilities for goods and services provided to the company prior to the end of financial year which are unpaid. Trade and other payables are presented as current liabilities unless payment is not due within 12 months after the reporting period. They are recognized initially at their fair value and subsequently measured at amortized cost using the effective interest method.

2.21 Earnings per share:

(i) Basic earnings per share

Basic earnings per share is calculated by dividing:

- the profit attributable to owners of the company
- by the weighted average number of equity shares outstanding during the financial year.

Notes forming part of Standalone Financial Statements

as at March 31, 2022

(ii) Diluted earnings per share

Diluted earnings per share adjusts the figures used in the determination of basic earnings per share to take into account:

- the after income tax effect of interest and other financing costs associated with dilutive potential equity shares, and
- the weighted average number of additional equity shares that would have been outstanding assuming the conversion of all dilutive potential equity shares.

2.22 Income tax:

The income tax expense or credit for the period is the tax payable on the current period's taxable income based on the applicable income tax rate for each jurisdiction adjusted by changes in deferred tax assets and liabilities attributable to temporary differences and to unused tax losses.

The current income tax charge is calculated on the basis of the tax laws enacted or substantively enacted at the end of the reporting period. Management periodically evaluates positions taken in tax returns with respect to situations in which applicable tax regulation is subject to interpretation. It establishes provisions where appropriate on the basis of amounts expected to be paid to the tax authorities.

Deferred income tax is provided in full, using the liability method, on temporary differences arising between the tax bases of assets and liabilities and their carrying amounts in the financial statements. Deferred income tax is determined using tax rates (and laws) that have been enacted or substantially enacted by the end of the reporting period and are expected to apply when the related deferred income tax asset is realized or the deferred income tax liability is settled. Deferred tax assets are recognized for all deductible temporary differences and unused tax losses only if it is probable that future taxable amounts will be available to utilize those temporary differences and losses.

Deferred tax assets and liabilities are offset when there is a legally enforceable right to offset current tax assets and liabilities and when the deferred tax balances relate to the same taxation authority. Current tax assets and tax liabilities are offset where the entity has a legally enforceable right to offset and intends either to settle on a net basis, or to realize the asset and settle the liability simultaneously.

Current and deferred tax is recognized in profit or loss, except to the extent that it relates to items recognized in other comprehensive income or directly in equity. In this case, the tax is also recognized in other comprehensive income or directly in equity, respectively.

2.23 Provisions:

Provisions are recognized when the Company has a present legal or constructive obligation as a result of past events, it is probable that an outflow of resources will be required to settle the obligation and the amount can be reliably estimated. Provisions are not recognized for future operating losses. Provisions for restructuring are recognized by the company when it has developed a detailed formal plan for restructuring and has raised a valid expectation in those affected that the company will carry out the restructuring by starting to implement the plan or announcing its main features to those affected by it.

Where there are a number of similar obligations, the likelihood that an outflow will be required in settlement is determined by considering the class of obligations as a whole. A provision is recognized even if the likelihood of an outflow with respect to any one item included in the same class of obligations may be small.

Provisions are measured at the present value of management's best estimate of the expenditure required to settle the present obligation at the end of the reporting period. The discount rate used to determine the present value is a pre-tax rate that reflects current market assessments of the time value of money and the risks specific to the liability. The increase in the provision due to the passage of time is recognized as interest expense.

The measurement of provision for restructuring includes only direct expenditures arising from the restructuring, which are both necessarily entailed by the restructuring and not associated with the ongoing activities of the company.

Notes forming part of Standalone Financial Statements

as at March 31, 2022

A disclosure for a contingent liability is made where there is a possible obligation that arises from past events and the existence of which will be confirmed only by the occurrence or non-occurrence of one or more uncertain future events not wholly within the control of the Company or a present obligation that arises from the past events where it is either not probable that an outflow of resources will be required to settle the obligation or a reliable estimate of the amount cannot be made.

2.24 Segment reporting:

Operating segments are reported in a manner consistent with the internal reporting provided to the chief operating decision maker.

2.25 Government Grants:

Government grants are recognised where there is reasonable assurance that the grant will be received and all attached conditions will be complied with. When the grant or subsidy relates to revenue, it is recognized as income on a systematic basis in the statement of profit and loss over the periods necessary to match them with the related costs, which they are intended to compensate. Where the grant relates to an asset, it is recognized as deferred income and is allocated to statement of profit and loss over the periods and in the proportions in which depreciation on those assets is charged.

When loans or similar assistance are provided by governments or related institutions, with an interest rate below the current applicable market rate, the effect of this favorable interest is regarded as a government grant. The loan or assistance is initially recognised and measured at fair value and the government grant is measured as the difference between the initial carrying value of the loan and the proceeds received. The loan is subsequently measured as per the accounting policy applicable to financial liabilities.

2.26 Derivatives:

The company enters into certain derivative contracts to hedge risks which are not designated as Hedges. Such contracts are accounted for at fair value through profit or loss and are included in other income / expenses.

2.27 Cash flow Statement:

Cash flows are reported using the indirect method, where by profit for the period is adjusted for the effects of transactions of a non-cash nature, any deferrals or accruals of past or future operating cash receipts or payments and item of income or expenses associated with investing or financing cash flows. The cash flows from operating, investing and financing activities of the Company are segregated.

Events occurring after the Reporting Date

Adjusting events (that provides evidence of condition that existed at the balance sheet date) occurring after the balance sheet date are recognized in the financial statements. Material non adjusting events (that are inductive of conditions that arose subsequent to the balance sheet date) occurring after the balance sheet date that represents material change and commitment affecting the financial position are disclosed in the Board's Report.

Exceptional Items

Certain occasions, the size, type or incidence of an item of income or expense, pertaining to the ordinary activities of the Company is such that its disclosure improves the understanding of the performance of the Company, such income or expense is classified as an exceptional item and accordingly, disclosed in the notes accompanying to the financial statements.

Recent pronouncements

Ministry of Corporate Affairs ("MCA") notifies new standard or amendments to the existing standards under Companies (Indian Accounting Standards) Rules as issued from time to time. On March 23, 2022, MCA amended the Companies (Indian Accounting Standards) Amendment Rules, 2022, applicable from April 1st, 2022, as below:

Ind AS 103 – Reference to Conceptual Framework

The amendments specify that to qualify for recognition as part of applying the acquisition method, the identifiable assets acquired and liabilities assumed must meet the definitions of assets and liabilities in the Conceptual Framework for Financial Reporting under Indian Accounting Standards (Conceptual Framework) issued by the Institute of Chartered Accountants of India at the acquisition date. These changes do not significantly change the requirements of Ind AS 103. The Company does not 97 expect the amendment to have any significant impact in its financial statements.

Notes forming part of Standalone Financial Statements

as at March 31, 2022

Ind AS 16 – Proceeds before intended use

The amendment specifies that excess of net sale proceeds of items produced over the cost of testing, if any, shall not be recognized in the profit or loss but deducted from the directly attributable costs considered as part of cost of an item of property, plant, and equipment. The Company does not expect the amendments to have any impact in its recognition of its property, plant and equipment in its financial statements.

Ind AS 37 – Onerous Contracts - Costs of Fulfilling a Contract

The amendments specify that that the 'cost of fulfilling' a contract comprises the 'costs that relate directly to the contract'. Costs that relate directly to a contract can either be incremental costs of fulfilling that contract (examples would be direct labour, materials) or an allocation of other costs that relate directly to fulfilling contracts. The amendment is essentially a clarification and the Company does not expect the amendment to have any significant impact in its financial statements.

Ind AS 109 – Annual Improvements to Ind AS (2021)

The amendment clarifies which fees an entity includes when it applies the '10 percent' test of Ind AS 109 in assessing whether to de-recognize a financial liability. The Company does not expect the amendment to have any significant impact in its financial statements.

Ind AS 106 - Annual Improvements to Ind AS (2021)

The amendments remove the illustration of the reimbursement of leasehold improvements by the lessor in order to resolve any potential confusion regarding the treatment of lease incentives that might arise because of how lease incentives were described in that illustration. The Company does not expect the amendment to have any significant impact in its financial statements.

3 SIGNIFICANT ACCOUNTING JUDGMENTS, ESTIMATES AND ASSUMPTIONS:

3.1 The preparation of the Company's financial statements requires management to make judgments, estimates and assumptions that affect the reported amounts of revenues, expenses, assets, liabilities and the accompanying disclosures.

These judgments, estimates and assumptions are based on historical experience and other factors, including expectations of future events that may have a financial impact on the company and that are believed to be reasonable under the circumstances.

This note provides an overview of the areas that involve a higher degree of judgments or complexities and of items which are more likely to be materially adjusted due to estimates and assumptions to be different than those originally assessed. Detailed information about each of these judgments, estimates and assumptions is mentioned below. These Judgments, estimates and assumptions are continually evaluated. They are based on historical experience and other factors, including expectations of future events that may have a financial impact on the Company and that are believed to be reasonable under the circumstances.

3.2 Significant Judgments:

Contingent liabilities:

The Company has received various orders and notices from tax and other judicial authorities in respect of direct taxes and indirect taxes. The outcome of these matters may have a material effect on the financial position, results of operations or cash flows. The filing of a suit or formal assertion of a claim against the Company or the disclosure of any such suit or assertions, does not automatically indicate that a provision of a loss may be appropriate. Management regularly analyzes current information about these matters and makes provisions for probable losses including the estimate of legal expense to resolve the matters. In their assessments management considers the degree of probability of an unfavorable outcome and the ability to make a sufficiently reliable estimate of the amount of loss.

3.3 Classification of Leasehold Land:

The company has entered into lease agreement for land at three of its facilities. The lease period is of around 85-95 years in respect of these premises and the agreements have renewal options. These lands are situated in industrial estates, where the land is generally transferred through lease contracts and the upfront lease payment amounts are significantly equal to the fair value of land. Accordingly, significant risk and rewards associated with the land are considered to be transferred to the lessee.

Based on these considerations and overall evaluation of the agreements with the lessor, the management believes that these lease contracts meet the conditions of finance lease.

Notes forming part of Standalone Financial Statements

as at March 31, 2022

3.4 Determination of cash generating unit (CGU) for Impairment analysis

As part of its impairment assessment for non-financial assets (i.e. property, plant and equipment), the management needs to identify Cash Generating Units i.e. lowest group of assets that generate cash flows which are independent of those from other assets. Considering the nature of its assets, operations and administrative structure, the management has defined all assets put together as a single Cash Generating Unit.

3.5 Going Concern assumptions:

The Company has earned profit (before exceptional item) of ₹ 186.58 lakhs (P.Y.-4,105.59 Lakhs) for the financial year ended 31 March 2022 and the Company's current liabilities exceeds its current assets by ₹ 14,349.57 lakhs (P.Y. 15,949.14 Lakhs) as at 31 March 2022.

The Company's management has carried out an assessment of the Company's financial performance and expects the Company to achieve significant improvements in its financial performance with effect from financial year ending 31 March 2022 to enable it to continue its operations and to meet its liabilities as and when they fall due.

Various initiatives undertaken by the Company in relation to cost synergies, revenue management opportunities, enhanced ancillary revenues, sale of property, plant and Equipments and leasehold lands, sale of land available with subsidiary company, rescheduling of loans will result in improvement in operating cash inflow in coming years. Further, continued thrust to improve operational efficiency and initiatives to raise funds are expected to result in sustainable cash flows

On the basis of the above assessment and considering the financial and other support from promoter directors, the Directors of the Company are of the opinion that the preparation of the financial statements of the Company on a going concern basis is appropriate which contemplates realization of assets and settlement of liabilities in the normal course of business.

3.6 Segment Reporting:

Ind AS 108 Operating Segments requires Management to determine the reportable segments for the purpose of disclosure in financial statements based on the internal reporting reviewed by Chief Operating Decision Maker (CODM) to assess performance and allocate resources.

The Company operates in the automotive segment. The automotive segment includes all activities relating to development, design, manufacture, assembly and sale of auto component parts from which the Company derives its revenues. The management considers that these business units have similar economic characteristics like the nature of the products and services, the nature of the production processes and nature of the regulatory environment etc.

Based on the management analysis, the Company has only one operating segment, so no separate segment report is given. The principal geographical areas in which the Company operates is India.

Significant estimates and assumptions:

3.7 Impairment of Property, plant and equipment: Key assumptions used:

The management has assessed current and forecasted financial performance of the Company and the current market value of the assets to determine whether carrying value of property, plant and equipment has suffered any impairment. Impairment assessment is based on estimates of future financial performance or opinions that may represent reasonable expectations at a particular point of time. Such information, estimates or opinions are not offered as predictions or as assurances that a particular level of income or profit will be achieved, that events will occur, or that a particular price will be offered or accepted. Actual results achieved during the period covered by the prospective financial analysis will vary and the variations may be material.

3.8 Claims payables & receivable to customers:

Price increase or decrease due to change in major raw material cost, pending acknowledgement from major customers, is accrued on estimated basis. Also the Company has made accruals in respect of unsettled prices for some of its other material purchase contracts and bought out components. These accruals are made considering the past settlement arrangements with the vendors and customers respectively and the applicable metal prices from published sources. Actual results of these considerations may vary and the variations may be material.

Further, the management has assessed and believes that the timing of cash outflow pertaining to this accruals are uncertain and hence considered the same as payable on demand and classified under current liabilities.

Notes forming part of Standalone Financial Statements

as at March 31, 2022

3.9 Defined benefit plan:

The cost of the defined benefit gratuity plan, other retirement benefits, the present value of the gratuity obligation and other retirement benefit obligation are determined using actuarial valuations. An actuarial valuation involves making various assumptions that may differ from actual developments in the future. These include the determination of the discount rate, future salary increases and mortality rates. Due to the complexities involved in the valuation and its long-term nature, a defined benefit obligation is highly sensitive to changes in these assumptions. All assumptions are reviewed at each reporting date.

The parameter most subject to change is the discount rate. In determining the appropriate discount rate, the management considers the interest rates of government bonds in currencies consistent with the currencies of the post-employment benefit obligation. The mortality rate is based on Indian Assured Lives Mortality (2012-14) Ultimate. Those mortality tables tend to change only at interval in response to demographic changes. Future salary increases and gratuity increases are based on expected future inflation rates. Further details about gratuity obligations are given in Note 46.

3.10. Fair value measurement of unquoted financial instruments:

When fair values of financial assets and financial liabilities recorded in the balance sheet cannot be measured based on quoted prices in active markets, their fair values is measured using valuation techniques including DCF method. The inputs to these models are taken from observable markets where possible, but where not feasible, a degree of judgment is required in establishing fair values. Judgments include consideration of inputs such as liquidity risk, credit risk and volatility. Changes in assumptions about these factors could affect the reported value of financial instruments.

3.11 Impairment of financial assets:

The impairment provisions for financial assets are based on assumptions about risk of default and expected loss rates. The Company uses judgment in making these assumptions and selecting the inputs to the impairment calculation, based on the Company's past history, existing market conditions as well as forward looking estimates at the end of each reporting period.

3.12 Determination of lease term:

In determining the lease term, management considers all facts and circumstances that create an economic incentive to exercise an extension option, or not exercise a termination option. Extension options (or periods after termination options) are only included in the lease term if the lease is reasonably certain to be extended (or not terminated).

The leases do not contain options which give a rise to a sole right to extend the lease.

3.13 Useful lives of property, plant and equipment, Investment property and intangible assets

The charge in respect of periodic depreciation is derived after determining an estimate of an asset's expected useful life and the expected residual value at the end of its life. Increasing an asset's expected life or its residual value would result in a reduced depreciation charge in the statement of profit and loss. The useful lives and residual values of assets are determined by management at the time the asset is acquired and reviewed annually for appropriateness. The lives are based on historical experience with similar assets as well as anticipation of future events which may impact their life such as changes in technology.

3.14 Estimation of uncertainties relating to the global health pandemic from COVID-19:

Due to spread of COVID-19 pandemic the Company is monitoring the situation closely. Management believes that it has taken into account all the possible impacts of known events arising from COVID-19 pandemic in the preparation of the financial results including but not limited to its assessment of Company's liquidity and going concern, recoverable values of its property, plant and equipment, intangible assets and the net realizable values of other assets. However, given the effect of these on the overall economic activity and in particular on the automotive industry, the impact assessment of COVID-19 on the above mentioned Financial statement captions is subject to significant estimation uncertainties given its nature and duration and, accordingly, the actual impacts in future may be different from those estimated as at the date of approval of these financial results. The Company will continue to monitor any material changes to future economic conditions and consequential impact on its financial results.

Notes forming part of Standalone Financial Statements

as at March 31, 2022

NOTE 4 : PROPERTY, PLANT AND EQUIPMENT AND OTHERS

₹ in Lakhs

	As at March 31, 2022	As at March 31, 2021
Carrying amounts of:		
Property, plant and equipment		
Freehold Land	281.43	281.43
Factory Building	4,535.61	5,143.50
Office Building	12.98	13.24
Plant and Machinery	3,432.60	4,411.91
Tools and Dies	1,943.44	2,056.88
Computer & IT Assets	15.39	12.88
Electrical Fittings	63.12	61.07
Furniture and fixture	11.21	8.84
Vehicle	8.14	12.27
Office Equipment	2.87	5.70
Total	**10,306.78**	**12,007.71**
Capital work-in-progress	125.97	27.06
Total	**125.97**	**27.06**
Other Intangible Assets		
Computer Software	4.02	5.51
Total	**4.02**	**5.51**
Intangible assets under development	269.29	29.43
Total	**269.29**	**29.43**
Right of Use Assets		
Leasehold Land	162.35	474.74
Right of Use Assets	143.81	61.03
Total	**306.16**	**535.77**

Notes forming part of Standalone Financial Statements

as at March 31, 2022

NOTE 4.1 : PROPERTY, PLANT AND EQUIPMENT (PPE) AS AT MARCH 31, 2022

₹ in Lakhs

	Freehold Land	Factory Building	Office Building	Plant and Machinery	Tools and Dies	Computer & IT Assets	Electrical Fittings	Furniture and fixture	Vehicle	Office Equipment	Total
Gross Carrying amount											
Cost as at April 01, 2021	281.43	8,609.62	15.49	16,921.72	7,626.27	210.52	1,143.76	210.60	187.50	136.30	35,343.21
Additions	-	-	-	267.90	287.86	8.97	25.72	5.43	-	-	595.88
Disposal	-	-	-	96.11	-	-	-	3.30	10.46	8.39	118.25
Transfer to asset held for sale		518.65									518.65
Cost as at March 31, 2022	281.43	8,090.97	15.49	17,093.52	7,914.13	219.49	1,169.48	212.72	177.04	127.92	35,302.18
Accumulated Depreciation											
As at April 01, 2021	-	3,466.12	2.25	12,509.82	5,569.39	197.64	1,082.69	201.76	175.24	130.60	23,335.51
Depreciation for the year	-	287.00	0.26	1,239.84	401.30	6.46	23.67	3.05	4.13	2.83	1,968.54
Disposal	-	-	-	88.73	-	-	-	3.30	10.46	8.39	110.88
Transfer to asset held for sale	-	197.76									197.76
As at March 31, 2022	-	3,555.36	2.51	13,660.92	5,970.69	204.10	1,106.36	201.51	168.91	125.05	24,995.40
Net Carrying amount											
As at March 31, 2022	**281.43**	**4,535.61**	**12.98**	**3,432.60**	**1,943.44**	**15.39**	**63.12**	**11.21**	**8.14**	**2.87**	**10,306.78**

NOTE 4.1 : PROPERTY, PLANT AND EQUIPMENT (PPE) AS AT MARCH 31, 2021

₹ in Lakhs

	Freehold Land	Factory Building	Office Building	Plant and Machinery	Tools and Dies	Computer & IT Assets	Electrical Fittings	Furniture and fixture	Vehicle	Office Equipment	Total
Gross Carrying amount											
Cost as at April 01, 2020	530.27	9,229.92	15.49	16,880.64	7,599.96	198.89	1,145.38	210.60	205.63	136.06	36,152.84
Additions	-	-	-	41.08	26.31	11.63	2.15	-	-	0.25	81.42
Disposal	248.85	620.29	-	-	-	-	3.77	-	18.13	-	891.04
Cost as at Mar 31, 2021	281.43	8,609.62	15.49	16,921.72	7,626.27	210.52	1,143.76	210.60	187.50	136.30	35,343.21
Accumulated Depreciation											
As at April 01, 2020	-	3,394.45	1.99	11,248.49	5,173.41	192.55	1,060.23	198.12	188.06	127.17	21,584.47
Depreciation for the year	-	287.00	0.26	1,261.33	395.97	5.09	25.22	3.64	5.30	3.44	1,987.25
Disposal	-	215.33	-	-	-	-	2.76	-	18.13	-	236.22
As at Mar 31, 2021	-	3,466.12	2.25	12,509.82	5,569.39	197.64	1,082.69	201.76	175.24	130.60	23,335.51
Net Carrying amount											
As at Mar 31, 2021	**281.43**	**5,143.50**	**13.24**	**4,411.91**	**2,056.88**	**12.88**	**61.07**	**8.84**	**12.27**	**5.70**	**12,007.71**

1. For Property, plant and equipment pledges as securities refer note 47
2. For contractual commitments towards acquisition of property plant and equipment's refer note 41
3. There is no impairment of any assets in terms of Ind AS - 36 on "Impairment of Assets". Based on the review, the management is of the opinion that there are no impairment indicators that necessitate any adjustments to the carrying value of PPE
4. There is no restriction on the title of Property, Plant and Equipment

Notes forming part of Standalone Financial Statements
as at March 31, 2022

NOTE 4.2 : CAPITAL WORK IN PROGRESS

₹ in Lakhs

Particulars	For the year ended March 31, 2022	For the year ended March 31, 2021
Balance at the beginning	27.06	-
Additions	98.91	27.06
Capitalised during the year	-	-
Impairment	-	-
Balance at the end	125.97	27.06

Capital work-in-progress comprising construction of factory shed at plant.

Capital work in progress aging schedule as at March 31, 2022

₹ in Lakhs

Particulars	Amount for a period of				
	Less than 1 year	1-2 years	2-3 years	More than 3 years	Total
Projects in progress	98.91	27.06	-	-	125.97
Projects temporarily suspended	-	-	-	-	-
Total	**98.91**	**27.06**	**-**	**-**	**125.97**

Capital work in progress aging schedule as at March 31, 2021

₹ in Lakhs

Particulars	Amount for a period of				
	Less than 1 year	1-2 years	2-3 years	More than 3 years	Total
Projects in progress	27.06	-	-	-	27.06
Projects temporarily suspended	-	-	-	-	-
Total	**27.06**	**-**	**-**	**-**	**27.06**

Notes forming part of Standalone Financial Statements

as at March 31, 2022

NOTE 4.3 : INTANGIBLE ASSETS AS AT MARCH 31, 2022

₹ in Lakhs

Particulars	Other Intangible assets				
	R & D Process Development	Computer Software	Other Intangible assets	Trade Mark	Total
Gross Carrying amount					
Cost as at April 01, 2021	1,941.34	647.90	399.00	0.21	2,988.45
Additions	-	1.70	-	-	1.70
Disposal/Transfer	-	0.52	-	-	0.52
Cost as at March 31, 2022	1,941.34	649.08	399.00	0.21	2,989.63
Accumulated Depreciation					
As at April 01, 2021	1,941.34	642.39	399.00	0.21	2,982.93
Depreciation for the year	-	3.19	-	-	3.19
Disposal/Transfer		0.52		-	0.52
As at March 31, 2022	1,941.34	645.05	399.00	0.21	2,985.60
Net Carrying amount					
As at March 31, 2022	**-**	**4.02**	**-**	**-**	**4.02**

NOTE 4.3 : INTANGIBLE ASSETS AS AT MARCH 31, 2021

₹ in Lakhs

Particulars	Other Intangible assets				
	R & D Process Development	Computer Software	Other Intangible assets	Trade Mark	Total
Gross Carrying amount					
Cost as at April 01, 2020	1,941.34	647.90	399.00	0.21	2,988.45
Additions	-	-	-	-	-
Disposal/Transfer	-	-	-	-	-
Cost as at March 31, 2021	1,941.34	647.90	399.00	0.21	2,988.45
Accumulated Depreciation					
As at April 01, 2020	1,935.84	629.23	399.00	0.21	2,964.27
Depreciation for the year	5.51	13.16	-	-	18.66
Disposal/Transfer				-	-
As at March 31, 2021	1,941.34	642.39	399.00	0.21	2,982.93
Net Carrying amount					
As at March 31, 2021	**-**	**5.51**	**-**	**-**	**5.51**

Notes forming part of Standalone Financial Statements

as at March 31, 2022

NOTE 4.4 : INTANGIBLE ASSETS UNDER DEVELOPMENT

₹ in Lakhs

Particulars	For the year ended March 31, 2022	For the year ended March 31, 2021
Balance at the beginning	29.43	-
Additions	239.86	29.43
Capitalised during the year	-	-
Impairment	-	-
Balance at the end	269.29	29.43

Intangible assets under development consist of R&D product development cost ₹ 219.07 lakh and ERP software cost ₹ 50.21 lakh

Company has not identified any item where completion schedule of intangible assets under development or where cost or time overrun has exceeded original plan

Intangible assets under development aging schedule as at March 31, 2022

₹ in Lakhs

Particulars	Amount for a period of				
	Less than 1 year	1-2 years	2-3 years	More than 3 years	Total
Projects in progress	239.86	29.43	-	-	269.29
Projects temporarily suspended	-	-	-	-	-
Total	**239.86**	**29.43**	**-**	**-**	**269.29**

Intangible assets under development aging schedule as at March 31, 2021

₹ in Lakhs

Particulars	Amount for a period of				
	Less than 1 year	1-2 years	2-3 years	More than 3 years	Total
Projects in progress	29.43	-	-	-	29.43
Projects temporarily suspended	-	-	-	-	-
Total	**29.43**	**-**	**-**	**-**	**29.43**

NOTE 4.5 : RIGHT OF USE ASSETS AS AT MARCH 31, 2022

₹ in Lakhs

Particulars	Right of Use Assets		
	Leasehold Land	Right of Use Assets	Total
Gross Carrying amount			
Cost as at April 01, 2021	477.44	136.04	613.48
Additions	-	159.65	159.65
Disposal/Transfer	-	136.04	136.04
Transfer to asset held for sale	315.09	-	315.09
Cost as at March 31, 2022	162.35	159.65	321.99
Accumulated Depreciation			
As at April 01, 2021	2.70	75.01	77.71
Depreciation for the year	-	39.31	39.31
Disposal/Transfer		98.49	98.49
Transfer to asset held for sale	2.70	-	2.70
As at March 31, 2022	-	15.83	15.83
Net Carrying amount			
As at March 31, 2022	**162.35**	**143.81**	**306.16**

Notes forming part of Standalone Financial Statements

as at March 31, 2022

NOTE 4.5 : RIGHT OF USE ASSETS AS AT MARCH 31, 2021

₹ in Lakhs

Particulars	Right of Use Assets		
	Leasehold Land	Right of Use Assets	Total
Gross Carrying amount			
Cost as at April 01, 2020	477.44	136.04	613.48
Additions	-	-	-
Disposal/Transfer	-		-
Cost as at Mar 31, 2021	477.44	136.04	613.48
Accumulated Depreciation			
As at April 01, 2020	2.70	37.51	40.20
Depreciation for the year	-	37.51	37.51
Disposal/Transfer			-
As at Mar 31, 2021	2.70	75.01	77.71
Net Carrying amount			
As at Mar 31, 2021	474.74	61.03	535.77

1. There are no future minimum lease payments in respect of these leasehold land. The lease terms generally expires within period of 85-95 years and as per the lease agreement, the lease term for the leasehold facility can be renewed for a further period of years subject to other terms and conditions and for other leasehold facility the renewal will be mutually.

2. Impairment of Assets: There is no impairment of any assets in terms of Ind AS - 36 on "Impairment of Assets". Based on the review, the management is of the opinion that there are no impairment indicators that necessitate any adjustments to the carrying value of intangible assets.

3. There is no restriction on the title of intangible assets.

4. For Intangible Assets pledges as securities refer note 47.

5. Details of all the immovable properties whose title deeds are not held in the name of the Company.

Relevant line item in the Balance Sheet	Description of item of property	Gross carrying value	Title deeds held in the name of	Whether title deed holder is a promoter, director or relative# of promoter* / director or employee of promoter / director	Property held since which date	Reason for not being held in the name of the company** (Whether any dispute)
Right of Use Assets	Khasra no. 423, SIDCUL, Plot no. 5, Pantnagar, Uttarakhand	22.86	Nirmiti Auto Components Pvt Ltd	No	27-03-2011	There is no dispute, however Lease Deed is held in the name of Nirmiti Auto Components Pvt. Ltd. which was amalgamated with the company & name change process with concerned authority is pending

NOTE 5 : INVESTMENT IN SUBSIDIARIES

₹ in Lakhs

Particulars	As at March 31, 2022	As at March 31, 2021
Investment in subsidiaries (At Cost)		
Autoline Design Software Limited. (refer note a)	509.18	509.18
3,553,736 equity shares of face value ₹ 10 as at March 31, 2022		

Notes forming part of Standalone Financial Statements

as at March 31, 2022

₹ in Lakhs

Particulars	As at March 31, 2022	As at March 31, 2021
3,553,736 equity shares of face value ₹ 10 as at March 31, 2021		
Autoline Industrial Parks Limited.* (refer note b & c)	7,072.42	7,160.14
34,256,092 equity shares of face value ₹ 10 as at March 31, 2022		
35,199,243 equity shares of face value ₹ 10 as at March 31, 2021		
Koderat Investments Limited. (Cyprus)* (refer note c&d)	-	-
1,000 equity shares of face value Euro 1 as at March 31, 2022		
1,000 equity shares of face value Euro 1 as at March 31, 2021		
Autoline Locomotive Parts LLP	0.65	-
Capital account balance ₹ 65,000 as on March 31, 2022		
Total	**7,582.25**	**7,669.32**

₹ in Lakhs

Particulars	As at March 31, 2022	As at March 31, 2021
Extent of Holding		
Autoline Design Software Limited	100%	100%
Autoline Industrial Parks Limited	43.26%	44.74%
Koderat Investments Limited. (Cyprus)	100%	100%
Autoline Locomotive Parts LLP	65%	-
Place of business / Country of incorporation		
Autoline Design Software Limited	India	India
Autoline Industrial Parks Limited	India	India
Koderat Investments Limited. (Cyprus)	Cyprus	Cyprus
Autoline Locomotive Parts LLP	India	-
Investment in Subsidiaries	7,582.25	7,669.32
Aggregate amount of quoted investment	-	-
Aggregate amount of Unquoted investment	7,582.25	7,669.32
Aggregate amount of impairment in the Value of investment	-	-

NOTE 5A : INVESTMENT OTHERS (NON-CURRENT)

₹ in Lakhs

Particulars	As at March 31, 2022	As at March 31, 2021
Investment in equity Shares:		
Investment at Fair Value through Profit & Loss		
Unquoted Equity Shares		
Rupee Co-operative Bank Ltd.	5.00	5.00
20,000 equity shares of face value ₹ 10		
Less : Provision for Diminution in Value of Investments	(5.00)	(5.00)
	-	-
NKGSB Co-operative Bank Ltd.	5.00	5.00
50,000 equity shares of face value ₹ 10		

Notes forming part of Standalone Financial Statements

as at March 31, 2022

₹ in Lakhs

Particulars	As at March 31, 2022	As at March 31, 2021
Vidya Sahakari Bank Ltd.	5.00	5.00
5,000 equity shares of face value ₹ 100		
Total	**10.00**	**10.00**
Aggregate amount of quoted investment		-
Aggregate amount of Unquoted investment	15.00	15.00
Aggregate amount of impairment in the Value of investment	5.00	5.00

a) **Autoline Industrial Parks Limited.**

The Company has adopted fair value at ₹ 62.25 crore according to valuation report obtained from indepedent chartered accountant as deemed cost at transition date i.e. April 01, 2016 as per Ind AS 109.

During the year compnay sold 12,00,000 Equity Shares of Autoline Industrial Parks Limited ("AIPL") a, Subsidiary Company. Post sale of shares, AIPL Continues to be a Subsidiary of Autoline Industries Limited.

b) Investments at fair value through Profit & Loss reflect investment in unquoted equity shares. Refer note 35 for determination of their fair values.

c) **Koderat Investments Limited :** The Company has invested in wholly owned subsidiary, Koderat Investments Ltd. (Cyprus). In turn the subsidiary utilized the same for investment in S.Z. Design SRL and Zagato SRL Milan Italy. S.Z. Design SRL and Zagato SRL Milan Italy have issued 49% of equity shares to Koderat Investments Ltd(Cyprus).

Further to Note-10 on page-77 in Notes to Accounts of the Annual Report 2010, Concordato Preventivo procedure under Italian Laws, originally scheduled on September 20, 2011 was postponed to October 20, 2011 and was finally held on February 23, 2013, however the tribunal / Italian courts had reserved the decision. Till date the Concordato Preventivo has not given any decision. The company has adopted fair value at ₹ NIL as deemed cost at transition date i.e. April 01, 2016 as per Ind AS 109.

d) **Autoline Locomotive Parts LLP :** During the year company has incorporated LLP namely "Autoline Locomotive Parts LLP" with 65% of share.

NOTE 6 : OTHER FINANCIAL ASSETS NON-CURRENT

₹ in Lakhs

Particulars	As at March 31, 2022	As at March 31, 2021
Security deposits	124.87	125.86
Total	**124.87**	**125.86**

NOTE 7 : INCOME TAX ASSETS (NET)

₹ in Lakhs

Particulars	As at March 31, 2022	As at March 31, 2021
Advance income tax (net of provisions) - Unsecured, considered good	322.02	1,035.47
Less: Current Tax Payable for the year	-	-
Less: Refunds Received	208.92	826.55
Add: Taxes paid during the year	273.89	113.11
Total	**387.00**	**322.02**

Notes forming part of Standalone Financial Statements

as at March 31, 2022

NOTE 8 : DEFERRED TAX ASSETS (MAT CREDIT)

₹ in Lakhs

Particulars	As at March 31, 2022	As at March 31, 2021
Deferred tax assets (MAT Credit)	1,338.87	1,338.87
Total	**1,338.87**	**1,338.87**

The Company has following unutilised MAT credit under the Income Tax Act, 1961 for which deferred tax assets has been recognised in the Balance Sheet.

Financial Year	Amount (₹)	Amount (₹)
2009-10	63.74	63.74
2010-11	47.20	47.20
2011-12	477.19	477.19
2012-13	750.74	750.74

NOTE 9 : OTHER NON-CURRENT ASSETS

₹ in Lakhs

Particulars	As at March 31, 2022	As at March 31, 2021
Balances with Government Authorities	50.49	50.49
Industrial Promotion Subsidy Receivable (Refer Sub note 9.1)	998.39	998.39
Capital Advance (Unsecured & Considered good)	155.34	103.77
Total	**1,204.21**	**1,152.65**

NOTE 9.1

Industrial Promotion Subsidy is receivable from Government of Maharashtra under Package Scheme of Incentives for the years from FY 2009-10 to FY 2016-17. These are receivable after completion of assessment under Maharashtra Value Added Tax Act, 2002.

NOTE 10 : INVENTORIES

₹ in Lakhs

Particulars	As at March 31, 2022	As at March 31, 2021
Raw materials (includes lying with third parties)	2,433.30	1,969.65
Work-in-progress (includes tools & dies)	1,735.65	1,582.65
Finished goods (includes goods in transit as at March 31, 2022 ₹ 85,21,896 and as at March 31, 2021 ₹ 25,19,150)	660.47	447.45
Stores and spares and packing	39.45	19.88
Scrap material	80.15	40.02
Total	**4,949.01**	**4,059.64**

Note: Inventories have been offered as securities against the working capital facilities provided by the banks. Refer note 47.

Notes forming part of Standalone Financial Statements

as at March 31, 2022

NOTE 11 : TRADE RECEIVABLES CURRENT

₹ in Lakhs

Particulars	As at March 31, 2022	As at March 31, 2021
Unsecured		
Considered good	10,822.57	4,155.74
Doubtful	-	-
Sub-total	**10,822.57**	**4,155.74**
Less: Allowances for Doubtful Debt (Expected Credit Loss)	-	-
Total	**10,822.57**	**4,155.74**
Includes of the above trade receivables of related parties	**Nil**	**Nil**

The balance due from some of trade receivables are subject to reconciliation. Necessary adjustments, if any, may be made when the accounts are settled.

The Company's exposure to credit and loss allowances related to trade receivables are disclosed in note 36

Transferred Receivables

The carrying amounts of the trade receivables include receivables which are subject to a factoring / discounting arrangement. Under these arrangements, the Company has transferred the relevant receivables to the financial institutions in exchange for cash (net of deductions) and is prevented from selling or pledging the receivables. However, the Company has retained late payment and credit risk. The Company therefore continues to recognise the transferred assets in their entirety in its balance sheet. The amount repayable under these agreement is presented as secured borrowing.

The relevant carrying amounts are as follows:

₹ in Lakhs

Particulars	As at March 31, 2022	As at March 31, 2021
Total Transferred receivables	8,127.45	2,187.48
Associated Secured Borrowing (Refer Note 22)	8,127.45	2,187.48

Trade Receivables Ageing Schedule

₹ in Lakhs

Particulars	As at March 31, 2022	As at March 31, 2021
(i) Undisputed Trade receivables – considered good		
Not due	10,190.08	3,339.81
Less than 6 months	500.26	337.49
6 months - 1 year	56.81	18.08
1-2 years	52.13	124.40
2-3 years	6.74	23.79
More than 3 years	16.56	312.17
Total	**10,822.57**	**4,155.74**

Notes forming part of Standalone Financial Statements

as at March 31, 2022

₹ in Lakhs

Particulars	As at March 31, 2022	As at March 31, 2021
(ii) Undisputed Trade Receivables – considered doubtful		
Not due	-	-
Less than 6 months	-	-
6 months - 1 year	-	-
1-2 years	-	-
2-3 years	-	-
More than 3 years	-	-
Total	**-**	**-**
(iii) Undisputed Trade Receivables – credit impaired		
(iv) Disputed Trade Receivables–considered good		
Not due	-	-
Less than 6 months	-	-
6 months - 1 year	-	-
1-2 years	-	-
2-3 years	-	-
More than 3 years	-	-
Total	**-**	**-**
(v) Disputed Trade Receivables – considered doubtful		
Not due	-	-
Less than 6 months	-	-
6 months - 1 year	-	-
1-2 years	-	-
2-3 years	-	-
More than 3 years	-	-
Total	**-**	**-**
(vi) Disputed Trade Receivables – credit impaired		
Total Trade Receivable	**10,822.57**	**4,155.74**

NOTE 12 : CASH AND CASH EQUIVALENTS

₹ in Lakhs

Particulars	As at March 31, 2022	As at March 31, 2021
Balances with banks		
In current accounts	3.82	5.63
Cash on Hand	0.41	0.64
Total	**4.23**	**6.27**

NOTE 13 : BANK BALANCES OTHER THAN CASH AND CASH EQUIVALENTS

₹ in Lakhs

Particulars	As at March 31, 2022	As at March 31, 2021
Balances with banks		
Margin Money Deposits (restricted) - Deposits with original maturity of more than 3 months but less than 12 months*	457.09	609.63
Total	**457.09**	**608.63**

** These are pledged with banks and government departments*

Notes forming part of Standalone Financial Statements

as at March 31, 2022

NOTE 14 : LOANS AND ADVANCES (CURRENT)

₹ in Lakhs

Particulars	As at March 31, 2022	As at March 31, 2021
Unsecured & considered good		
Advances to employees	8.60	10.58
Loans to subsidiaries (Refer Note No. 39)	519.70	470.76
Total	**528.30**	**481.34**

NOTE 15 : OTHER FINANCIAL ASSETS (CURRENT)

₹ in Lakhs

Particulars	As at March 31, 2022	As at March 31, 2021
Unsecured & considered good		
Security deposits & others	65.17	46.17
Receivable for sale of property, plant and equipment	-	990.00
Total	**65.17**	**1,036.17**

NOTE 16 : OTHER CURRENT ASSETS

₹ in Lakhs

Particulars	As at March 31, 2022	As at March 31, 2021
Balances with government authorities (Input tax credit of GST)	75.38	9.58
Advances for expenses (Unsecured & considered good)	1.31	1.72
Prepayments	40.64	31.54
Advances to suppliers* (Unsecured & considered good)	719.55	230.16
Total	**836.88**	**272.99**

** The balances of advance given to some of suppliers are subject to reconciliation. Necessary adjustments, if any, will be made when the accounts are settled.*

Includes of the above advances to suppliers of related parties	30,08,992	NIL

NOTE 16A : ASSETS HELD FOR SALE

₹ in Lakhs

Particulars	As at March 31, 2022	As at March 31, 2021
Assets Held for Sale		
Leasehold Land	312.40	-
Factory Building	320.89	-
Total	**633.29**	**-**

During the year 2021-2022 The Company has entered into Memorandum of Understanding with the prospective buyer for transfer of land and factory building situated at Survey No. Plot No.E12-17 (7) & (8), MIDC, Bhosari, Pune-411026 and accordingly these assets were presented as "Assets classified as held for sale" as at March 31, 2022.

Notes forming part of Standalone Financial Statements

as at March 31, 2022

NOTE 17 : SHARE CAPITAL

₹ in Lakhs

Particulars	As at March 31, 2022	As at March 31, 2021
Authorised		
42,000,000 Equity shares of ₹10 each with voting rights	4,200.00	3,500.00
(Previous Year 35,000,000 Equity shares)		
Issued, Subscribed and fully paid up		
(as at March 31, 2022: 37,963,164 Equity shares of ₹10 each)	3,796.32	3,096.32
(as at March 31, 2021: 30,963,164 Equity shares of ₹10 each)		
Total	**3,796.32**	**3,096.32**

a. Movement in authorised share capital

Particulars	Equity Share Capital	
	Number of shares	Amount ₹
As at April 01, 2020	3,50,00,000	3,500.00
Increase / (decrease) during the year	-	-
As at April 01, 2021	3,50,00,000	3,500.00
Increase / (decrease) during the year	70,00,000	700.00
As at March 31, 2022	4,20,00,000	4,200.00

b. Movement in Issued, Subscribed and fully paid up share capital

Particulars	Equity Share Capital	
	Number of shares	Amount ₹
As at April 01, 2020	2,70,27,585	2,702.76
Increase / (decrease) during the year	39,35,579	393.56
As at April 01, 2021	3,09,63,164	3,096.32
Increase / (decrease) during the year	70,00,000	700.00
As at March 31, 2022	3,79,63,164	3,796.32

c. Shares held by holding company and /or their subsidiaries

The Company being holding company, there are no shares held by any other holding company and their subsidiaries.

d. Aggregate number of bonus shares issued for consideration other than cash and shares bought back during the period of five years immediately preceding the reporting date.

There are no bonus shares issued for consideration other than cash and shares bought back during the period of five years immediately preceding the reporting date.

e. During the year following equity share were issued by the company.

1. The Board of Directors of the Company has allotted 70,00,000 equity shares of the face value of ₹ 10/- each fully paid at a premium of ₹ 30/- each

2. The Board of Directors of the Company has alloted 10,00,000 share warrants having face value of ₹ 10/- each at a price of ₹ 45/- each to the Promoters upon receipt of 25% amount upfront and remain outstanding as at March 31, 2022.

Notes forming part of Standalone Financial Statements

as at March 31, 2022

f. Details of shares held by shareholders holding more than 5% of equity share of the company.

₹ in Lakhs

Name of the Shareholder	As at March 31, 2022	
	Number of shares held	% holding
Mr. Shivaji Tukaram Akhade	53,49,981	14.09
India Nivesh Renaissance Fund	47,94,520	12.63
Mr. Sudhir Vitthal Mungase	38,23,431	10.07
Sharjah Cement and Industrial Development Company Ltd	32,65,432	8.60
JM Financial Asset Reconstruction Company Limited	27,02,702	7.12
Total	**1,99,36,066**	**52.51**

₹ in Lakhs

Name of the Shareholder	As at March 31, 2021	
	Number of shares held	% holding
India Nivesh Renaissance Fund	47,94,520	15.48
Mr. Shivaji Tukaram Akhade	34,74,981	11.22
Mr. Sudhir Vitthal Mungase	29,48,431	9.52
JM Financial Asset Reconstruction Company Limited	27,02,702	8.73
Sharjah Cement and Industrial Development Company Ltd	22,65,432	7.32
Total	**1,61,86,066**	**52.27**

g. Terms and rights attached to equity shares

The company has only one class of equity shares having a face value of ₹ 10/- per share. Each holder of equity shares is entitled to one vote per share. The company declares and pays dividend in Indian rupees. In the event of liquidation of the Company, the holders of equity shares will be entitled to receive remaining assets of the company, after distributions of all preferrential amounts. The distribution will be in proprtion to the number of equity shares held by the shareholders.

h. Details of share holding of promotors (Equity shares)

₹ in Lakhs

Sr. No	Promoters Name	As at March 31, 2022		As at March 31, 2021		Change in	
		No. of shares	% of holding	No. of shares	% of holding	No. of shares	%
1	Shivaji Tukaram Akhade	53,49,981	14.09	34,74,981	11.22	18,75,000	2.87
2	Sudhir V. Mungase	38,23,431	10.07	29,48,431	9.52	8,75,000	0.55
3	Vilas V. Lande *	14,19,176	3.64	14,19,176	4.58	-	(0.94)
4	Rema Radhakrishnan *	3,08,717	0.79	3,08,717	1.00	-	(0.20)
5	M. Radhakrishnan *	1,09,953	0.28	1,09,953	0.36	-	(0.07)
6	Linc Wise Software Pvt Ltd *	10,00,000	2.57	10,00,000	3.23	-	(0.66)

** Change in % of holding as compared to previous year due to change in total no. of share outstanding as at the end of the year*

Notes forming part of Standalone Financial Statements

as at March 31, 2022

₹ in Lakhs

Sr. No	Promoters Name	As at March 31, 2021		As at March 31, 2020		Change in	
		No. of shares	% of holding	No. of shares	% of holding	No. of shares	%
1	Shivaji Tukaram Akhade	34,74,981	11.22	30,64,022	11.34	4,10,959	(0.11)
2	Sudhir V. Mungase	29,48,431	9.52	25,37,472	9.39	4,10,959	0.13
3	Vilas V. Lande	14,19,176	4.58	10,08,217	3.73	4,10,959	0.85
4	Rema Radhakrishnan	3,08,717	1.00	3,08,717	1.14	-	(0.15)
5	M. Radhakrishnan	1,09,953	0.36	1,09,953	0.41	-	(0.05)
6	Linc Wise Software Pvt Ltd	10,00,000	3.23	10,00,000	3.70	-	(0.47)

Change in % of holding is due to Preferential allotment of share during the year ended March 31, 2021 to the Promotors & other parties

NOTE 18 : OTHER EQUITY

₹ in Lakhs

	Particulars	As at March 31, 2022	As at March 31, 2021
A.	**Reserves and Surplus**		
	Securities Premium Reserve	25,437.3	23,337.3
	Revaluation Reserve	90.6	90.6
	General Reserve	1,202.3	1,202.3
	Equity component of compound financial instruments	61.8	61.8
	Retained Earnings	(26372.00)	(27166.07)
	Total Reserves and Surplus	**419.87**	**(2,474.20)**
B.	**Money received against share warrants**	112.50	-
	Total Other Equity	**532.37**	**(2,474.20)**

Reserves and Surplus

₹ in Lakhs

Particulars	As at March 31, 2022	As at March 31, 2021
Securities Premium Reserve		
Balance at the beginning of the year	23,337.25	21,830.81
Add: Premium received	2,100.00	1,506.44
Balance at the end of the year	25,437.25	23,337.25
Revaluation Reserve		
Balance as at the beginning and end of the year	90.59	90.59
General Reserve		
Balance as at the beginning and end of the year	1,202.28	1,202.28
Equity component of compound financial instruments		
Balance as at the end of the year	61.75	61.75

Notes forming part of Standalone Financial Statements

as at March 31, 2022

₹ in Lakhs

Particulars	As at March 31, 2022	As at March 31, 2021
Retained Earnings		
Balance as at the beginning of the year	(27,166.07)	(23,590.35)
Add: Profit / (Loss) for the year	749.67	(3,561.13)
Add: Items of other comprehensive income recognised directly in retained earnings (Remeasurement of post-employment benefit obligations- (loss)/ gain)	44.40	(14.60)
Balance as at the end of the year	(26,372.00)	(27,166.07)
Total	**419.87**	**(2,474.20)**

Nature and Purpose of Reserves:

a) Securities premium account:

Securities premium account is used to record the premium on issue of equity shares. The same is utilised in accordance with the provisions of The Companies Act, 2013.

b) Revaluation Reserve:

Revaluation Reserve is used to record the revaluation amount which represents the current and probable future value of assets which is higher than the recorded historic cost of the same asset.

c) General Reserves:

Represents amounts transferred from retained earnings in earlier years as per the requirements of the erstwhile Companies Act, 1956 and transition adjustments on implementation of new accounting standards.

Money received against share warrants*

₹ in Lakhs

Particulars	As at March 31, 2022	As at March 31, 2021
Balance at the beginning of the year	-	225.00
Add: warrants issued during the year	112.50	-
Less: warrants converted in equity shares during the year	-	225.00
Balance at the end of the year	**112.50**	**-**

Share warrants issued during the financial year 2021-22.

The Company had issued and allotted 10,00,000 convertible share warrants on preferential basis to the Promoters pursuant to the shareholders' approval obtained on April 21, 2021. The warrants were allotted in the month of June 2021 at a price of ₹ 45/- each ("warrant price") upon receipt of 25 % upfront amount ₹ 1.12 Crores which was outstanding as at March 31, 2022

Share warrants converted during the financial year 2020-21.

"The outstanding amount on share warrants had to be paid in full on or before eighteen months from the date of allotment of warrants, in view of the Covid-19 pandemic and other economic conditions, the Company had applied and received extension from Securities and Exchange Board of India (SEBI) of time for payment of the outstanding warrants amount. SEBI had granted an extension for a period upto September 25, 2020 for the tenure of warrants.

Notes forming part of Standalone Financial Statements
as at March 31, 2022

The Promoters have paid the balance 75% of warrant price on July 28, 2020 and exercised their right for conversion of 12,32,877 warrants into equal number of equity shares of the Company. Hence, the Board of Directors of the Company has allotted 12,32,877 equity shares of the face value of ₹ 10/-each fully paid at a price of ₹ 73/- each on July 28, 2020.

NOTE 19 : BORROWINGS (NON CURRENT)

₹ in Lakhs

Particulars	As at March 31, 2022	As at March 31, 2021
Secured		
Optionally Convertible Debentures (refer note below)	-	1,453.14
From Banks	-	251.75
From Financial Institutions	2,778.39	4,826.94
Total	**2,778.39**	**6,531.83**

NOTE 19.1 : OPTIONALLY CONVERTIBLE DEBENTURES

a) The Debenture shall carry interest rate of 9% per annum and for a maximum period of 18 months from the date of allotment i.e. November 10, 2020 and thereafter will be either converted into Equity Shares or Redeemed.

b) Since the optionable convertible debentures have been allotted consequent to restructuring of the Company's debt, there is no active market available for the aforesaid financial instruments, therefore the Company has not re-measured Optional Convertible Debenture.

NOTE 19.2 : DETAILS OF REPAYMENT OF TERM LOAN

₹ in Lakhs

Lender	Amount outstanding as at March 31, 2022	Amount outstanding as at March 31, 2021	Nature of Facility	Terms of repayment/ Maturity detail
Axis Bank Term Loan	-	190.49	Term Loan	Repayment in 60 Monthly Installaments commencing from December 2016 till November 2021 (Restructured)
Axis Bank Term Loan	-	266.56	Term Loan	
Bank of Baroda Term Loan	26.93	219.60	Term Loan	Repayment in 60 Monthly Installaments commencing from December 2016 till May 2022 (Restructured)
Bank of Baroda Term Loan	34.34	278.06	Term Loan	
Bank of Baroda WCTL	-	1,313.90	Term Loan	
Bank of Baroda FITL	31.00	357.85	Term Loan	
The Catholic Syrian Bank Term Loan	-	261.59	Term Loan	Repayment in 60 Monthly Installaments commencing from December 2016 till Feb 2022 (Restructured)
JM Financial ARC-Restructured TL	1,709.79	1,900.00	Term Loan	Repayment in 10 quarterly installament commencing from Dec 2021 till Mar 2024 (Restructured)
JM Financial ARC-Restructured FITL	-	603.80	Term Loan	Repayment in 3 quarterly installament commencing from June 2021 till Dec 2021 (Restructured)

Notes forming part of Standalone Financial Statements

as at March 31, 2022

₹ in Lakhs

Lender	Amount outstanding as at March 31, 2022	Amount outstanding as at March 31, 2021	Nature of Facility	Terms of repayment/ Maturity detail
Tata Motors Finance Solution Ltd	285.12	804.86	Term Loan	Repayment in 60 monthly installments starting from April 2017 to Sept 2022
Tata Motors Finance Solution Ltd	170.44	1,045.66	Term Loan	Repayment after 1 year moratorium in 60 monthly installments starting from April 2018 to Sept 2022
Tata Motors Finance Solution Ltd	200.08	566.88	Term Loan	Repayment in 60 monthly installments starting from April 2017 to Sept 2022
Tata Motors Finance Solution Ltd	383.75	444.14	Term Loan	Repayment in 72 equatted monthly installments starting from Oct-2020 to Sept-2026.
Tata Motors Finance Solution Ltd	408.60	472.60	Term Loan	Repayment in 72 equatted monthly installments starting from Oct-2020 to Sept-2026.
Tata Motors Finance Solution Ltd	1,658.95	1,918.57	Term Loan	Repayment in 72 equatted monthly installments starting from Oct-2020 to Sept-2026.
Sub-total	**4,909.00**	**10,644.58**		
Less : Current maturities of long term borrowings	2,130.61	5,565.88		
Total	**2,778.39**	**5,078.69**		

19.3 : DETAILS OF SECURITY OFFERED FOR BORROWINGS OUTSTANDING AS AT MARCH 31, 2022

1. Bank of Baroda's Term loan and working capital are secured by exclusive First Charge by way of equitable mortgage of factory land & building, office building and hypothecation of other fixed assets of the Company viz. Plant & Machinery, Tools & Dies, Instruments & Equipments, Furniture & Fixture, Electrical Installation, Office Equipments, Computers, etc. both present and future situated at Plot No. 6 & 8, Tata Motors Ltd. Vendor Park, Rudrapur, Uttarakhand and Second Charge by way of mortgage of factory land & building, office building and hypothecation of other fixed assets of the Company viz. Plant & Machinery, Tools & Dies, Instruments & Equipments, Furniture & Fixture, Electrical Installation, Office Equipments, Computers, etc., both present and future situated at S.No. 313,314, 320 to 323, at Nanekarwadi, Chakan, Pune 410501. (called as Chakan Unit- II), Plot No.5 Tata Motors Ltd. Vendor Park, Rudrapur, Uttarakhand and Plot No. E -12 (17)/(8), MIDC Bhosari, Pune 411026.

2. JM Financial A R C Pvt. Ltd.'s loans are secured by First Charge pari passue on Land with factory building and by way of hypothecation of other fixed assets of the Company viz. Plant & Machinery, Tools & Dies, Instruments & Equipments, Furniture & Fixture, Electrical Installation, Office Equipments, Computers, etc., both present and future, situated at S. No. 313,314,320 to 323, at Nanekarwadi, Chakan, Pune (called as Chakan Unit- II). Further it is secured by second Charge by way of mortgage of factory land & building, office building and hypothecation of plant and machinery and other movable fixed assets of the Company situated at Plot No. 6 & 8, Tata Motors Ltd. Vendor Park, SIDCUL, Rudrapur, Uttarakhand.

3. Tata Motors Finance Solutions Ltd 's Term loans are secured by first charge on Land & Building, Plant & Machinery of the Company situated at Plot No. E-12 (17) (8), M.I.D.C. Bhosari, Pune & Plot No 5, TML Vendor Park, SIDCUL, Rudrapur, Uttarakhand restricted to ₹ 12 Crores. Further secured first ranking pari passu charge at ₹ 75 Crores

Notes forming part of Standalone Financial Statements
as at March 31, 2022

comprising of ₹ 38.20 Crs of Land and Building and ₹ 36.80 Crs of plant and machinery (at WDV) situated at S. No. 313,314,320 to 323, at Nanekarwadi, Chakan, Pune (called as Chakan Unit- II) with JM Financial A R C Pvt. Ltd. First an exclusive charge on industrial open plot premises at Gat No 48(part) and Plot No.55(part) off Chakan Bhamboli road village Varale Taluka Khed Dist Pune owned by Manageing Director and One Promotor Director of the compnay. Further they are secured by second charge on land, Building, Plant & Machinery both present and future situated at Survy no. 287, 291 to 295 and 298 Nanekarwadi, Taluka Khed, Dist Pune and Plot No. E12-17 (7) MIDC Bhosari, Pune and first and exclusive charge on land and building, plant & machineries situated at Plot No. 186-A, Belur Industrial Area growth Centre, Opp. High Court, Dharwad, Karnataka.

4. (a) Credit facilities of Bank Of Baroda are secured by personal guarantee of Managing Director, One Promotor Director and one employee of the company and Cash margin in fixed deposit of ₹ 3 crores for LC limit of ₹ 20 crores (b) Credit Facilities of Tata Motors Financial Services Ltd and JM Financial A R C Pvt. Ltd are further guaranteed by Managing Director and One Promotor Director in their personal capacity.

5. Term Loans sanctioned by Bank of Baroda and JM Financial A R C Ltd are having second charge on all Current Assets of the Compnay.

6. The Optionally Convertible Debentures are secured in favour of Debenture Trustee by first pari passue charge on the immovable properties of the company consisting of factory, land & buildings and fixed and movable plant and machineries and other fixed assets both present and future situated at S.No. 313, 314, 320 to 323, Nanekarwadi, Chakan, Taluka Khed, Dist Pune.

7. Interest rate for above loans are range between 10% to 15%

Repayment default on Long Term Borrowings outstanding as at the year end is as follows:-

₹ in Lakhs

Particulars	As at March 31, 2022	As at March 31, 2021
From Bank		
Principal Amount	-	48.11
Interest Amount	-	28.76
From Others		
Principal Amount	190.00	-
Interest Amount	89.66	111.18
Total		
Principal Amount	190.00	48.11
Interest Amount	89.66	139.93

These defaults have been paid till the date of approval of financial statements

9. The Company has delayed/defaulted in the payment of borrowings. The summary of default during the year is as under :

Name of Lender	Nature of Borrowing	Principal	
		Total amount not paid on due date	Period (maximum days)
Bank of Baroda Ltd	Rupee Term Loan	242.03	19
Catholic Syrian Bank Ltd	Rupee Term Loan	228.25	54
Tata Motors Finance Solution Ltd	Rupee Term Loan	1,078.54	17
JM Financial Ltd	Rupee Term Loan	782.54	169

Notes forming part of Standalone Financial Statements

as at March 31, 2022

Name of Lender	Nature of Borrowing	Interest	
		Total amount not paid on due date	Period (maximum days)
Bank of Baroda Ltd	Rupee Term Loan	16.93	20
Catholic Syrian Bank Ltd	Rupee Term Loan	16.39	54
Tata Motors Finance Solution Ltd	Rupee Term Loan	437.74	17
JM Financial Ltd	Rupee Term Loan	295.09	169
JM Financial Ltd	Optionally Convertible Debentures	139.64	165

Name of Lender	Nature of Borrowing	Grand Total	
		Total amount not paid on due date	Period (maximum days)
Bank of Baroda Ltd	Rupee Term Loan	258.96	20
Catholic Syrian Bank Ltd	Rupee Term Loan	244.64	54
Tata Motors Finance Solution Ltd	Rupee Term Loan	1,516.28	17
JM Financial Ltd	Rupee Term Loan	1,077.63	169
JM Financial Ltd	Optionally Convertible Debentures	139.64	165

NOTE 20 : LEASE LIABILITIES (NON-CURRENT)

₹ in Lakhs

Particulars	As at March 31, 2022	As at March 31, 2021
Lease liabilities (Refer note No.4)	124.59	46.07
Total	**124.59**	**46.07**

NOTE 21 : PROVISIONS (NON-CURRENT)

₹ in Lakhs

Particulars	As at March 31, 2022	As at March 31, 2021
Provision for employee benefits		
Compensated absences	78.19	75.03
Total	**78.19**	**75.03**

NOTE 22 : BORROWINGS (CURRENT)

₹ in Lakhs

Particulars	As at March 31, 2022	As at March 31, 2021
Secured (refer note no. 19.3)		
Loans repayable on demand - cash credit		
From Banks	1,778.19	1,483.84
From Financial Institutions	999.99	999.99
Current Maturities of		
Long-Term Borrowings	1,940.61	5,517.77
Repayment Overdue on long term borrowings (secured)	190.00	48.11
Optionally Convertible Debentures	1,495.11	-
Bill discounted	8,127.45	2,187.48

Notes forming part of Standalone Financial Statements
as at March 31, 2022

₹ in Lakhs

Particulars	As at March 31, 2022	As at March 31, 2021
Unsecured		
From Financial Institutions	3,487.57	-
Related Parties - Intercorporate deposits	426.38	122.19
Related Parties - Promotors & Directors	130.92	377.58
Others - Intercorporate deposits	1,871.01	1,871.01
Total	**20,447.23**	**12,607.97**

1. All working capital borrowings from the banks have been secured with first charge by hypothecation of current assets of the company and further secured with Second Charge by Mortgage / Hypothecation of Fixed Assets of the Company.

2. Working capital borrowings from Banks are further guaranteed in the personal capacity by Managing Director, One Promoter Director and One emplyee of the Company.

3. Working capital borrowings from financial institutions are guaranteed in the personal capacity by Managing Director and One Promoter Director of the Company.

4. Unsecured loan from subsidiaries, related parties and other corporates are repayable on demand

NOTE 23 : TRADE PAYABLES

₹ in Lakhs

Particulars	As at March 31, 2022	As at March 31, 2021
(A) Total outstanding dues of micro and small enterprises	**164.90**	**175.05**
(Refer note no 43 for disclosures as per MSMED Act 2006)		
Total outstanding dues of other than micro and small enterprises		
Acceptances	1,050.53	993.73
Trade payables (other than related parties)	4,587.05	5,363.94
Trade payables to related parties (refer note no 39)	311.64	302.21
(B) Total outstanding dues of other than micro and small enterprises	**5,949.22**	**6,659.88**
Total Trade Payable (A+B)	**6,114.12**	**6,834.93**

The balances of trade payable for the amount due to some of them are subject to reconciliation. Necessary adjustments, if any, may be made when the accounts are settled.

TRADE PAYABLES AGEING SCHEDULE

₹ in Lakhs

Particulars	As at March 31, 2022	As at March 31, 2021
(I) MSME		
a) Disputed dues - MSME		
Not Due	-	-
Less than 1 year	-	-

Notes forming part of Standalone Financial Statements
as at March 31, 2022

₹ in Lakhs

Particulars	As at March 31, 2022	As at March 31, 2021
1-2 Years	-	-
2-3 Years	-	-
More than 3 years	-	-
Total	**-**	**-**
b) Other than Disputed dues-MSME		
Not Due	26.39	37.62
Less than 1 year	99.08	88.88
1-2 Years	0.44	43.17
2-3 Years	38.99	-
More than 3 years	-	5.37
Total	164.90	175.05
(II) Other Than MSME		
a) Disputed dues - Others		
Not Due	-	-
Less than 1 year	-	-
1-2 Years	-	-
2-3 Years	-	-
More than 3 years	-	-
Total	**-**	**-**
b) Other than Disputed dues-Others		
Not Due	802.63	3,474.88
Less than 1 year	4,806.03	2,752.71
1-2 Years	143.84	217.84
2-3 Years	127.22	61.60
More than 3 years	69.49	152.84
Total	**5,949.22**	**6,659.88**
Grand Total	**6,114.12**	**6,834.93**

NOTE 24 : OTHER FINANCIAL LIABILITIES (CURRENT)

₹ in Lakhs

Particulars	As at March 31, 2022	As at March 31, 2021
Security Deposits	-	100.00
Employee benefits payable	346.77	279.00

Notes forming part of Standalone Financial Statements
as at March 31, 2022

₹ in Lakhs

Particulars	As at March 31, 2022	As at March 31, 2021
Other expenses payables	766.70	972.51
Settlement Claim Payable	680.76	880.44
Interest Payable	668.87	646.63
Total	**2,463.10**	**2,878.58**
Lease liabilities	**24.17**	**25.49**
Total	**2,487.27**	**2,904.07**

NOTE 25 : OTHER CURRENT LIABILITIES

₹ in Lakhs

Particulars	As at March 31, 2022	As at March 31, 2021
Advances from customers	303.93	169.99
Statutory dues payables	2,618.56	2,855.22
Advances against sale of Property, Plant & Equipment	200.00	750.00
Total	**3,122.49**	**3,775.21**

NOTE 26 : PROVISIONS (CURRENT)

₹ in Lakhs

Particulars	As at March 31, 2022	As at March 31, 2021
Provision for employee benefits		
Gratuity (refer note 46)	467.94	441.85
Compensated absences	7.06	5.91
Total	**475.00**	**447.75**

NOTE 27 : REVENUE FROM OPERATIONS

₹ in Lakhs

Particulars	For the year ended March 31, 2022	For the year ended March 31, 2021
Revenue from contracts with customer		
Sale of products	49,401.08	25,527.24
Sale of services	272.43	158.76
Other operating revenues	6,964.38	2,728.44
Total	**56,637.89**	**28,414.44**

Notes forming part of Standalone Financial Statements

as at March 31, 2022

A) Disaggregate revenue

₹ in Lakhs

Particulars	For the year ended March 31, 2022	For the year ended March 31, 2021
Revenue recognised for the year 2021-22		
Revenue recognised at point-in-time for the year 2021-22	56,637.89	28,414.44
Revenue recognised over time for the year 2021-22	-	-
Revenue for the year 2021-22 from customers within India	56,343.84	28,137.02
Revenue for the year 2021-22 from customers outside India	294.05	277.42
Disaggregation of revenue		
Based on type of goods		
Components, assemblies and sub-assemblies	45,135.65	23,499.84
Tools, dies and moulds	760.01	513.32
Scrap	6,944.34	2,719.27
Others	3,797.89	1,682.02
Based on market		
Original equipment manufacturers	44,944.62	23,486.91
Others	11,693.27	4,927.53
Impairment losses recognised on receivables or contract	-	-
assets arising from an entity's contracts with customers	-	-
(loss recognised as per expected credit loss model)	-	-

B) Details of contract balances:

The following table provides information about trade receivables and contract liabilities from contracts with customers.

₹ in Lakhs

Particulars	As at March 31, 2022	As at March 31, 2021
Trade receivables	10,822.57	4,155.74
Contract Liabilities	253.93	169.99

The contract liabilities primarily relate to the advance consideration received from customers and claims payable to customers, for which revenue is recognised as and when control in promised goods is transferred.

Significant changes in the contract liability balances during the year ended are as follows:

₹ in Lakhs

Particulars	As at March 31, 2022	As at March 31, 2021
Contract liabilities at the beginning of the year	169.99	171.70
Revenue recognised that was included in the contract liability balance at the beginning of the year	87.03	90.40
Increase due to cash received, excluding amounts recognised as revenue during the year	170.97	88.69
Contract liabilities at the end of the year	**253.93**	**169.99**

Notes forming part of Standalone Financial Statements
as at March 31, 2022

C) Performance Obligations

The Company satisfies its performance obligations pertaining to the sale of auto components at point in time when the control of goods is actually transferred to the customers. No significant judgment is involved in evaluating when a customer obtains control of promised goods. The contract is a fixed price contract and do not contain any financing component. The payment is generally due within 30-90 days. There are no other significant obligations attached in the contract with customer.

D) Transaction Price

There is no remaining performance obligation for any contract for which revenue has been recognised till period end. Further, the Company has not applied the practical expedient as specified in para 121 of Ind AS 115 as the Company do not have any performance obligations that has an original expected duration of one year or less or any revenue stream in which consideration from a customer corresponds directly with the value to the customer of the Company's performance completed to date.

E) Determining the timing of satisfaction of performance obligations

There is no significant judgements involved in ascertaining the timing of satisfaction of performance obligations, in evaluating when a customer obtains control of promised goods, transaction price and allocation of it to the performance obligations.

F) Determining the transaction price and the amounts

The transaction price ascertained for the only performance obligation of the Company (i.e. Sale of goods) is agreed in the contract with the customer. There is no variable consideration involved in the transaction price except for refund due to shortages which is adjusted with revenue.

G) Cost to obtain contract or fulfil a contract

There is no cost incurred for obtaining or fulfilling a contract and there is no closing assets recognised from the costs incurred to obtain or fulfil a contract with a customer.

NOTE 28 : OTHER INCOME

₹ in Lakhs

Particulars	For the year ended March 31, 2022	For the year ended March 31, 2021
Interest income	161.07	118.00
Net gain on foreign currency transactions	-	45.16
Other non-operating income	60.96	29.04
Profit on Sale of Property, Plant & Equipment	8.01	-
Total	**230.05**	**192.20**

NOTE 29.A : COST OF MATERIALS CONSUMED

₹ in Lakhs

Particulars	For the year ended March 31, 2022	For the year ended March 31, 2021
Inventory of raw material at the beginning of the year	2,009.66	1,853.17
Add: Purchases	40,765.02	18,756.70
	42,774.68	**20,609.87**
Inventory of raw material at the end of the year	2,513.44	2,009.66
Total	**40,261.24**	**18,600.20**

Notes forming part of Standalone Financial Statements

as at March 31, 2022

NOTE 29.B : CHANGES IN INVENTORIES OF FINISHED GOODS, WORK-IN-PROGRESS AND STOCK-IN-TRADE

₹ in Lakhs

Particulars	For the year ended March 31, 2022	For the year ended March 31, 2021
Inventories at the end of the year:		
Finished goods	660.47	447.45
Work-in-progress (includes tools & dies)	1,735.65	1,582.65
	2,396.12	**2,030.10**
Inventories at the beginning of the year:		
Finished goods	447.45	425.61
Work-in-progress (includes tools & dies)	1,582.65	1,850.71
	2,030.10	**2,276.31**
Net (increase) / decrease	**(366.02)**	**246.21**

NOTE 30 : EMPLOYEE BENEFITS EXPENSES

₹ in Lakhs

Particulars	For the year ended March 31, 2022	For the year ended March 31, 2021
Salaries, Wages and Bonus	2,619.11	2,091.57
Contributions to provident and other funds	115.44	91.56
Gratuity expenses	87.50	74.96
Employee Insurance expenses	13.82	7.52
Staff welfare expenses	231.53	160.08
Compensated absences	12.22	14.82
Total	**3,079.61**	**2,440.51**

NOTE 31 : FINANCE COSTS

₹ in Lakhs

Particulars	For the year ended March 31, 2022	For the year ended March 31, 2021
(a) Interest expense on:		
(i) Borrowings	1,755.70	2,345.40
(ii) Letter of Credit	3.67	46.04
(iii) Interest on delayed / deferred payment	339.82	288.25
(iv) Interest to others	296.02	387.82
(b) Other borrowing costs	19.18	49.95
(c) Bank Charges & Commission	117.62	68.67
Total	**2,532.01**	**3,186.13**

Notes forming part of Standalone Financial Statements

as at March 31, 2022

NOTE 32 : DEPRECIATION AND AMORTISATION

₹ in Lakhs

Particulars	For the year ended March 31, 2022	For the year ended March 31, 2021
Depreciation of tangible assets (refer note 4)	1,968.54	1,987.25
Amortisation of intangible assets (refer note 4)	3.19	18.66
Amortisation of ROU assets (refer note 4)	39.31	37.51
Total	**2,011.04**	**2,043.42**

NOTE 33 : OTHER EXPENSES

₹ in Lakhs

Particulars	For the year ended March 31, 2022	For the year ended March 31, 2021
Consumption of stores and spares	718.38	471.28
Consumption of packing material	149.16	121.13
Outsourced direct labour cost	3,662.21	2,432.08
Power and fuel	1,726.79	1,348.75
Transport charges	1,278.87	759.46
Repairs and maintenance - Buildings	31.74	15.20
Repairs and maintenance - Machinery	341.86	190.83
Repairs and maintenance - Others	110.31	60.52
Tooling and designing charges	122.41	71.15
Insurance	26.72	25.86
Rent	94.19	70.59
Rates and taxes	69.31	24.01
Communication expenses	20.56	21.48
Travelling and conveyance	20.18	7.49
Printing and stationery	17.18	12.38
Legal and professional fees	224.16	237.60
Security charges	126.42	116.60
Director sitting fees	15.25	16.25
Payments to auditors (see sub-note 1)	32.88	31.66
Loss on Sale of Property, Plant & Equipment	-	0.26
Net loss on foreign currency transactions	24.35	-
Miscellaneous expenses	96.70	82.98
Sundry balances written off (Net)	253.84	78.17
Total	**9,163.48**	**6,195.75**

NOTE 33.1 : OTHER EXPENSES (SUB-NOTE 1)

₹ in Lakhs

Particulars	For the year ended March 31, 2022	For the year ended March 31, 2021
Payments to auditors comprises		
As Auditors - Statutory & Tax Audit	30.00	30.00
Reimbursement of expenses	2.88	1.66
Total	**32.88**	**31.66**

Notes forming part of Standalone Financial Statements

as at March 31, 2022

NOTE 33.2 : Corporate social responsibility expenditure : The Company does not meet the criteria specified in sub section (i) of section 135 of the Companies [Corporate Social Responsibilities (CSR) Rule 2014] Act. Therefore it is not required to incur any expenditure on account of CSR activities during the year.

NOTE 33.3 : FOLLOWING EXPENSES WERE CAPITALISED DURING THE YEAR 2021-22

₹ in Lakhs

Particulars	For the year ended March 31, 2022	For the year ended March 31, 2021
Intangible assets under developments - Expenses directly related to R&D work for product development (Electric Scooter)		
Salary of employees	20.10	-
Professional and consultancy charges	1.50	-
Purchase bought out & consumables material	7.54	-
Design & Drawing charges	189.94	-
	219.08	-
Internal generated tools & dies		
Purchase Raw Material Tool Room	258.94	-
Purchase Bought out	2.67	-
Tooling and Design Charges	15.49	-
Purchase Consumables	3.23	-
Transport Charges	1.26	-
	281.59	**-**

NOTE 34 : EXCEPTIONAL ITEMS

₹ in Lakhs

Particulars	For the year ended March 31, 2022	For the year ended March 31, 2021
Profit on Sale of Property, Plant & Equipment	-	641.83
Impairment of Capital work in progress	-	(97.38)
Profit on sale of equity share investment	463.08	-
Forfeiture of advance	100.00	-
Total	**563.08**	**544.46**

Notes:

1) Profit on sale of equity share investment : Exceptional items for the year ended on March 31, 2022 includes Profit of ₹ 4.63 Crores from Sale of equity share of Autoline Industrial Partks Limited.

2) Forfeiture of advance : Exceptional items for the year ended on March 31, 2022 includes ₹ 1 Crores for forfeiture of advance received agaist sales of property plant and equipment.

3) Profit on Sale of Property, Plant & Equipment: Exceptional items for the year ended on March 31, 2021 includes Profit of ₹ 6.42 Crores from Sale of Land & factory shed/building situated at Gat No. 613, Mahalunge, Khed, Pune and Gat No. 712 Kudalwadi, Chikhali, Pune, erstwhile units of the Company.

4) Impairment of Capital Work in Progress: Exceptional items for the year ended March 31, 2021 includes write off items of intangible assets under development amounting to ₹ 0.97 Crores.

Notes forming part of Standalone Financial Statements

as at March 31, 2022

NOTE 35 : FAIR VALUE MEASUREMENT

Financial Instrument by category

As at March 31, 2022

₹ in Lakhs

Particulars	Amortised cost	Financial assets / liabilities at fair value through profit or loss	Total Carring value
Financial Assets:			
Non-Current			
Other Financial assets	124.87		124.87
Investments	-	10.00	10.00
Current			
Trade Receivables	10,822.57		10,822.57
Cash and cash equivalents	4.23		4.23
Bank balances other than cash and cash equivalents	457.09		457.09
Loans and advances	528.30		528.30
Other Financial assets	65.17		65.17
Financial Liabilities:			
Non-Current			
Borrowings	2,778.39		2,778.39
Lease liabilities	124.59		124.59
Current			
Borrowings	20,447.23		20,447.23
Trade payables	6,114.12		6,114.12
Other financial liabilities	2,463.10		2,463.10
Lease liabilities	24.17		24.17

As at March 31, 2021

₹ in Lakhs

Particulars	Amortised cost	Financial assets / liabilities at fair value through profit or loss	Total Carring value
Financial Assets:			
Non-Current			
Other Financial assets	125.86		125.86
Investments	-	10.00	10.00
Current			
Trade Receivables	4,155.74		4,155.74
Cash and cash equivalents	6.27		6.27
Bank balances other than cash and cash equivalents	608.63		608.63
Loans and advances	481.34		481.34
Other Financial assets	1,036.17		1,036.17
Financial Liabilities:			
Non-Current			
Borrowings	6,531.83		6,531.83
Lease liabilities	46.07		46.07
Current			
Borrowings	12,607.97		12,607.97
Trade payables	6,834.93		6,834.93
Other financial liabilities	2,878.58		2,878.58
Lease liabilities	25.49		25.49

Notes forming part of Standalone Financial Statements

as at March 31, 2022

Fair Value Hierarchy

This section explains the judgements and estimates made in determining the fair values of the financial instruments that are (a) recognised and measured at fair value and (b) measured at amortised cost and for which fair values are disclosed in the financial statements. To provide an indication about the reliability of the inputs used in determining fair value, the Company has classified its financial instruments into the three levels prescribed under the accounting standard. An explanation of each level follows underneath the table.

The following table provides the fair value measurement hierarchy of the Company's assets and liabilities.

Quantitative disclosures fair value measurement hierarchy for assets as at March 31, 2022

Particulars	Date of Valuation	Level 1	Level 2	Level 3
Financial Assets				
Investments:				
Equity Instruments	31-03-2022	-	-	10.00

Quantitative disclosures fair value measurement hierarchy for assets as at March 31, 2021

Particulars	Date of Valuation	Level 1	Level 2	Level 3
Financial Assets				
Investments:				
Equity Instruments	31-03-2021	-	-	10.00

The carrying amount of trade receivables, cash and cash equivalent, bank balances other than cash and cash equivalent, other current financial assets, short term borrowings, trade payables and other financial liabilities are considered to be same as their fair values, due to their short term nature. The Company has availed long term borrowings from banks and financial institutions carrying interest in the range of 9.50% to 15%. The carrying values approximates their respective fair values. Similarly the fair value of non-current financial assets also approximates its carrying value.

The Cost of unquoted investments included in Level 3 of fair value hierarchy approximate their fair value.

Financial assets and liabilities measured at Amortised cost:

The fair values of all financial instruments carried at amortised cost are not materially different from their carrying amounts since they are either short-term in nature or the interest rates applicable are equal to the current market rate of interest.

The fair value of investments in mutual funds are based on the price quotation at the reporting date obtained from the asset management companies.

Level 1: Level 1 hierarchy includes financial instruments measured using quoted prices. The Company does not have any financial asset in this measurement category.

Level 2: The fair value of financial instruments that are not traded in an active market (for example, mutual funds, over-the counter derivatives) is determined using valuation techniques which maximize the use of observable market data and rely as little as possible on entity-specific estimates. If all significant inputs required to fair value an instrument are observable, the instrument is included in level 2.

Level 3: If one or more of the significant inputs is not based on observable market data, the instrument is included in level 3.

Valuation technique used to determine fair value

Specific valuation technique used to value financial instruments include

- Fair value of forward foreign exchange contracts is determined using forward exchange rate as at the balance sheet date
- Fair value of remaining financial instruments is determined using discounted cash flow analysis

Notes forming part of Standalone Financial Statements

as at March 31, 2022

Valauation processes

For valuation of financial assets and liabilities, the finance department of the company includes a team that performs the valuation of financial assets and liabilities required for financial reporting purposes, including level 3 fair values. Discussions of valuation processes and results are held between the CFO and the valuation team on regular basis.

NOTE 36 : FINANCIAL RISK MANAGEMENT

The Company's financial risk management is an integral part of how to plan and execute its business strategies, the Company is exposed primarily to market risk, liquidity risk and credit risk. In order to minimise any adverse effects on the financial performance of the Company, the Company has a system based approach and procedures and internal financial controls aimed at ensuring early identification, evaluation and management of key financial risks which covers risks associated with the financial assets and liabilities such as credit risks, liquidity risk etc. The risk management policy is approved by the board of directors. The risk management framework aims to achieve greater predictability to earnings by determining the financial value of the expected earnings in advance. Company's risk management framework has the objective of ensuring that such risks are managed within acceptable and approved risk parameters in a disciplined and consistent manner and in compliance with applicable regulation. It also seeks to drive accountability in this regard.

A. Liquidity risk

Prudent liquidity risk management implies maintaining sufficient cash and marketable securities and the availability of funding through an adequate amount of committed credit facilities to meet obligations when due and to close out market positions. Liquidity risk refers to the probability of loss arising from a situation where there will not be enough cash and/or cash equivalents to meet the needs of depositors and borrowers, sale of illiquid assets will yield less than their fair value and illiquid assets will not be sold at the desired time due to lack of buyers. The primary objective of liquidity management is to provide for sufficient cash and cash equivalents at all times and any place in the world to enable us to meet our payment obligations. Currently the company is facing liquidity crises due to huge interest cost.

Management monitors rolling forecast of the company's liquidity position and cash and cash equivalents on the basis of expected cash flows. The Company's liquidity management policy involves projecting cash flows and considering the level of liquid assets necessary to meet this.

Maturities of financial liabilities

The tables below analyses the Company's financial liabilities into relevant maturity groupings based on their contractual maturities for all non-derivative financial liabilities and net and gross settled derivative financial instruments for which the contractual maturities are essentail for an understanding of the timing of the cash flows.

The amounts disclosed in the table are the contractual undiscounted cash flows.

₹ in Lakhs

Particulars	Upto 1 Year	Between 1 and 2 years	Between 2 years and above	Total
March 31 2022				
Non Derivatives				
Borrowings	12,319.78	1,246.85	1,531.54	15,098.17
Lease liabilities	24.17	28.30	96.30	148.77
Bill Discounting	8,127.45			8,127.45
Trade Payables	6,114.12			6,114.12
Other Financial Liabilities	2,463.10			2,463.10
Total Non-Derivative Liabilities	**29,048.62**	**1,275.14**	**1,627.84**	**31,951.61**

Notes forming part of Standalone Financial Statements

as at March 31, 2022

₹ in Lakhs

Particulars	Upto 1 Year	Between 1 and 2 years	Between 2 years and above	Total
March 31 2021				
Non Derivatives				
Borrowings	10,420.48	2,300.09	4,231.74	16,952.32
Lease liabilities	25.49	22.14	23.93	71.56
Bill Discounting	2,187.48			2,187.48
Trade Payables	6,834.93			6,834.93
Other Financial Liabilities	2,878.58			2,878.58
Total Non-Derivative Liabilities	**22,346.96**	**2,322.23**	**4,255.68**	**28,924.87**

B. Market risk

Market risk is the risk of any loss in future earnings, in realizable fair values or in future cash flows that may result from a change in the price of a financial instrument. The value of a financial instrument may change as a result of changes in the, foreign currency exchange rates, liquidity and other market changes. Financial instruments affected by market risk include loans and borrowings, deposits, FVTOCI investments.

(a) Interest rate risk

The company has fixed rate borrowing and variable rate borrowings in order to obtain more efficient leverage. The fixed rate borrowings are carried at amortized cost. They are therefore not subject to interest rate risk as defined in Ind AS 107, since neither the carrying amount nor the future cash flows will fluctuate because of a change in market interest rates. Floating rate debt results in cash flow interest rate risk. The company has taken both interest rate risk debts for managing its liquidity and day to day requirements of the funds.

The exposure of the borrowings [long term and short term (excluding bill discounting receivable)] to interest rate changes at the end of the reporting period are as follows :

₹ in Lakhs

Particulars	As at March 31, 2022	As at March 31, 2021
Variable Rate Borrowings	1,870.44	4,371.89
Fixed Rate Borrowings	13,227.73	12,580.43
Total Borrowings	15,098.17	16,952.32

As at the end of the reporting period, the Company had the following variable rate borrowings and interest rate swaps contracts outstanding's.

₹ in Lakhs

Particulars	As at March 31, 2022		
	Weighted average interest rate	Balance (₹)	% of total loans
Bank loans, cash credits, working capital loans	12.00%	1,870.44	12.39%
Net exposure to cash flow interest rate risk		**1,870.44**	

₹ in Lakhs

Notes forming part of Standalone Financial Statements

as at March 31, 2022

Particulars	As at March 31, 2021		
	Weighted average interest rate	Balance (₹)	% of total loans
Bank loans, cash credits, working capital loans	12.02%	4,371.89	25.79%
Net exposure to cash flow interest rate risk		**4,371.89**	

The percentage of total loans shows the proportion of loans that are currently at variable rates in relation to the total amount of borrowings.

Sensitivity Analysis:

The sensitivity analysis is determined on the basis of interest rates on floating liabilities. The outstanding liabilities at the year end are considered as a base for the whole year.

If all the other variable factors remain constant, the changes in 100 basis points in the interest rate (up and down), the results are in the below table.

₹ in Lakhs

Change in Interest rate	Impact on Floating Rate Borrowings	
	As at March 31, 2022	As at March 31, 2021
Increase in rates by - 1%	155.87	364.32
Decrease in rates by - 1%	(155.87)	(364.32)

(b) Foreign currency risk

Foreign currency risk is the risk that the fair value or future cash flows of an exposure will fluctuate because of changes in foreign exchange rates. The Company's exposure to the risk of changes in foreign exchange rates relates primarily to the Company's operating activities (when revenue or expense is denominated in a foreign currency).

The Company's exposure to foreign currency risk at the end of the reporting period expressed in ₹, are as follows.

₹ in Lakhs

Particulars	As at March 31, 2022	As at March 31, 2021
Trade Payables /(Advance)		
USD	11.01	(11.71)
EURO	7.33	2.58
Trade Receivable	0.00	0.00
USD	57.19	366.32
EURO	0.74	0.32
Others		
USD	680.76	880.44

C. Credit risk

Credit risk is the risk of financial loss arising from counterparty failure to repay or service debt according to the contractual terms or obligations. Credit risk encompasses both the direct risk of default and the risk of deterioration of creditworthiness. Credit risk arises from cash and cash equivalents, other balances and deposits with bank and financial institutions and trade receivables, derivative financial instruments and financial guarantees.

Notes forming part of Standalone Financial Statements

as at March 31, 2022

Credit risk management:

For banks and financial institutions, only high rated banks/institutions are accepted. For other financial assets, the Company considers the probability of default upon initial recognition of asset and whether there has been a significant increase in credit risk on an ongoing basis throughout each reporting period. To assess whether there is a significant increase in credit risk the Company compares the risk of a default occurring on the asset as at the reporting date with the risk of default as at the date of initial recognition. It considers available reasonable and supportive forwarding-looking information. Especially the following indicators are incorporated: (A). actual or expected significant adverse changes in business, financial or economic conditions that are expected to cause a significant change to the counterparty ability to meet its obligations (B). actual or expected significant changes in the operating results of the counterparty (C).significant increase in credit risk on other financial instruments of the same counterparty (D). significant changes in the value of the collateral supporting the obligation or in the quality of thirdparty guarantees or credit enhancements.

In general, it is presumed that credit risk has significantly increased since initial recognition if the payments are more than 90 days past due. A default on a financial asset is when the counterparty fails to make contractual payments within 365 days of when they fall due. This definition of default is determined by considering the business environment in which entity operates and other macro-economic factors.

Exposure to credit risk

The carrying amount of financial assets represents the maximum credit exposure. None of the Company's cash equivalents, including time deposits with banks, are past due or impaired. Regarding trade receivables and other receivables, and other financial assets that are neither impaired nor past due, there were no indications as at March 31, 2022, that defaults in payment obligations will occur.

The Company follows 12 months expected credit losses (expected credit losses that result from those default events on the financial instrument that are possible within 12 months after the reporting date) model for recognition of impairment loss on financial assets measured at amortised cost other than trade receivables. The Company follows lifetime expected credit loss model (simplified approach) for recognition of impairment loss on trade receivables.

Trade Receivables

₹ in Lakhs

Particulars	As at March 31, 2022		
	Gross	Allowance	Net
Period (in months)			
Not due	10,190.08	-	10,190.08
Overdue upto 3 months	436.11	-	436.11
Overdue 3-6 months	64.14	-	64.14
Overdue more than 6 months	132.24	-	132.24
Total	**10,822.57**	**-**	**10,822.57**

₹ in Lakhs

Particulars	As at March 31, 2021		
	Gross	Allowance	Net
Period (in months)			
Not due	3,339.81	-	3,339.81
Overdue upto 3 months	312.60	-	312.60
Overdue 3-6 months	24.90	-	24.90
Overdue more than 6 months	478.44	-	478.44
Total	**4,155.74**	**-**	**4,155.74**

Notes forming part of Standalone Financial Statements
as at March 31, 2022

NOTE 37 : CAPITAL MANAGEMENT

The Company's objectives when managing capital are to:

- Safegaurd their ability to continue as a going concern, so that they can continue to provide returns for shareholders and benefits for other stakeholders, and
- To Maintain an optimal capital structure to reduce the cost of capital.

The company determines the amount of capital required on the basis of annual opearting plans, long term product and maintainig other strategic investment plans. The funding requirements are met through equity, long term borrowings and short term borrowings. The company's policy is aimed at maintaining optimum combination of short term and long term borrowings. The company manages its capital structure and makes adjustments considering the economic environment, the maturity profile of the overall debt of the company and the requirement of the financial covenants.

₹ in Lakhs

Particulars	As at March 31, 2022	As at March 31, 2021
Total long term debt (refer note 19)	2,778	6,532
Total Debt	23,226	19,140
Total Equity	4,329	622
Total Capital	27,554	19,762
Long term debt to equity ratio	0.64	10.50
Total debt to equity ratio	5.37	30.77

NOTE 38 : SEGMENT INFORMATION

Ind As 108 establishes standards for the way that public business enterprises report information about operating segments and related disclosure about products and services, geographic areas and major customer. The company is engaged mainly in the business of manufacturing sheet metal auto components and assemblies thereof. Based on the 'management approach' as defined in Ind As 108, the 'Chief operating Decision Maker' (CODM) considers entire business as single operating segment. The Company's operating divisions are managed from India. The principal geographical areas in which the company operates are India.

i) The revenue from external customer for each of the major products is as follows:

₹ in Lakhs

Particulars	For the year ended March 31, 2022	For the year ended March 31, 2021
Components, assemblies and sub-assemblies	45,135.65	23,499.84
Tools, Dies and Moulds	760.01	513.32
Scrap	6,944.34	2,719.27
Others	3,797.89	1,682.02
Total	**56,637.89**	**28,414.44**

Notes forming part of Standalone Financial Statements
as at March 31, 2022

ii) Geographical Information

₹ in Lakhs

Particulars	Revenue	
	For the year ended March 31, 2022	For the year ended March 31, 2021
Revenue from customers		
Within India	56,343.84	28,137.02
Outside India	294.05	277.42
Total	**56,637.89**	**28,414.44**

Non-Current Assets : The Company has common non-current operating asset for domestic as well as overseas market, hence separate figures for these assets are not required to be published.

iii) Major customer

The Revenue from customers which is more than 10% of companies total revenue.

₹ 409.52 crore (previous year ₹ 212.30 crore) of the company's revenue attributable to one of its customer Tata Motors Limited Group.

NOTE 39 : RELATED PARTY TRANSACTIONS

a) Related parties and their relationship

1) Subsidiaries

i) Autoline Design Software Ltd. (ADSL)

ii) Autoline Industrial Parks Ltd. (AIPL)

iii) Autoline Locomotive Parts LLP

Foreign Subsidiary

iii) Koderat Investments Ltd., Cyprus

2) Key Management Personnel (KMP)

Mr. Vilas Lande - Chairman Emeritus

Mr. Prakash B. Nimbalkar - Chairman (Non-executive Director)

Mr. Shivaji Akhade - Managing Director & CEO

Mr. Sudhir Mungase - Wholetime Director

Mr. Vijay Thanawala - Independent Director

Mr. Sridhar Ramachandran - Nominee Director

Mrs. Rajashri Sai - Independent Director

3) Relatives of KMP

Key Management Personal - Mr. Vilas Lande, Mr. Shivaji Akhade and Mr. Sudhir Mungase are related to each other.

Notes forming part of Standalone Financial Statements
as at March 31, 2022

4) Companies/Entities in which KMP / Relatives of KMP can exercise significant influence

i) Balaji Enterprises

ii) Shreeja Enterprises

iii) Sumeet Packers Pvt. Ltd.

iv) Siddhai Platers Private Ltd.

v) Om Sai Transport Co.

vi) Viro Hi-Tech Engineers Pvt. Ltd.

vii) S.V. Aluext Profile Pvt. Ltd.

viii) Vimal Extrusion Pvt Ltd

ix) Balaji Industries

x) Jay Ambe Enterprises

xi) Lincwise Software Pvt Ltd

1. Related parties have been identified by the Management and relied upon by the Auditors.

2. The Company is holding 43.26% Equity Share of AIPL, however since it controls the composition of Board of Directors, AIPL is treated as Subsidiary Company.

b) Transactions with related parties

₹ in Lakhs

Nature Of Transaction	Transaction Value		Closing balance	
	Year ended March 31, 2022	Year ended March 31, 2021	As at March 31, 2022	As at March 31, 2021
Sale of Goods / Service				
Companies/Entities in which KMP / Relatives of KMP can exercise significant influence				
Balaji Enterprises	77.65	261.85	-	-
Shreeja Enterprises	-	4.54	-	-
Viro Hi-Tech Engineers Pvt. Ltd.	0.33	-	0.14	-
Jay Ambe Enterprises	-	0.43	-	-
Balaji Industries	606.03	-	9.70	-
Purchase of Goods / Service				
Subsidiaries				
Autoline Design Software Ltd.	327.83	70.39	-	-

Notes forming part of Standalone Financial Statements

as at March 31, 2022

₹ in Lakhs

Nature Of Transaction	Transaction Value		Closing balance	
	Year ended March 31, 2022	Year ended March 31, 2021	As at March 31, 2022	As at March 31, 2021
Companies/Entities in which KMP / Relatives of KMP can exercise significant influence				
Balaji Enterprises	73.22	268.69	(18.49)	18.63
Shreeja Enterprises	8.66	10.83	(11.60)	4.01
Sumeet Packers Pvt. Ltd.	51.96	45.16	52.67	53.37
Siddhai Platters Pvt. Ltd.	53.90	26.06	31.91	14.14
Om Sai Transport Co.	253.12	147.02	156.42	104.43
Viro Hi-Tech Engineers Pvt. Ltd.	59.71	45.26	37.46	35.84
S.V. Aluext Profile Pvt Ltd	0.03	5.15	0.32	11.26
Jay Ambe Enterprises	30.37	30.70	23.22	27.64
Balaji Industries	567.28	-	-	-
Maintenance Charges Received				
Subsidiaries				
Autoline Design Software Limited	3.60	3.60	-	-
Rent Received				
Subsidiaries				
Autoline Design Software Limited	0.00	0.00	-	-
Rendering of Services				
Subsidiaries				
Autoline Design Software Limited	6.00	6.00	-	-
Autoline Industrial Parks Limited	3.00	3.00	-	-
Receiving of Services				
Key Management Personnel (KMP)				
Mr. Sudhir Mungase	-	-	4.36	4.36
Mr. V V Lande	18.00	16.50	3.08	26.71
Investment received (in equity)				
Key Management Personnel (KMP)				
Mr. Shivaji Akhade	750.00	225.00	-	-
Mr. Sudhir Mungase	350.00	225.00	-	-
Mr. V V Lande	-	225.00	-	-
Investment received (in convertible share warrants)				
Key Management Personnel (KMP)				
Mr. Shivaji Akhade	56.25	-	-	-
Mr. Sudhir Mungase	56.25	-	-	-

Notes forming part of Standalone Financial Statements

as at March 31, 2022

₹ in Lakhs

Nature Of Transaction	Transaction Value		Closing balance	
	Year ended March 31, 2022	Year ended March 31, 2021	As at March 31, 2022	As at March 31, 2021
Investment Made (in equity)				
Subsidiaries				
Autoline Industrial Parks Limited	150.00	300.00	-	-
Loan given				
Subsidiaries				
Autoline Industrial Parks Limited	405.46	477.86	246.03	265.87
Autoline Design Software Limited	386.54	137.56	273.51	204.89
Autoline Locomotive Parts LLP	0.15	-	0.15	-
Loan Recovered				
Subsidiaries				
Autoline Industrial Parks Limited	461.50	276.74	-	-
Autoline Design Software Limited	356.90	39.56	-	-
Loan Received				
Subsidiaries				
Autoline Industrial Parks Limited	-	42.51	-	-
Key Management Personnel (KMP)				
Mr. Shivaji Akhade	1,076.10	895.00	8.75	318.94
Mr. Sudhir Mungase	219.40	30.00	122.17	58.64
Companies/Entities in which KMP / Relatives of KMP can exercise significant influence				
Vimal Extrusion Pvt Ltd	600.00	-	379.59	-
Sumeet Packers Pvt. Ltd.	35.00	-	5.19	-
Lincwise Software Private Limited	-	-	41.60	41.60
Loan Repayment				
Subsidiaries				
Autoline Industrial Parks Limited	-	42.51	-	-
Key Management Personnel (KMP)				
Mr. Shivaji Akhade	1,387.54	765.00	-	-
Mr. Sudhir Mungase	158.00	98.40	-	-
Companies/Entities in which KMP / Relatives of KMP can exercise significant influence				
Vimal Extrusion Pvt Ltd	224.00	-	-	-
Lincwise Software Pvt Ltd	-	0.99	-	-
Sumeet Packers Pvt. Ltd.	30.00	20.22	-	-
Interest Received on Loan				
Subsidiaries				
Autoline Industrial Parks Limited	40.23	15.70	-	-
Autoline Design Software Limited.	43.31	19.35	-	-

Notes forming part of Standalone Financial Statements

as at March 31, 2022

₹ in Lakhs

Nature Of Transaction	Transaction Value		Closing balance	
	Year ended March 31, 2022	Year ended March 31, 2021	As at March 31, 2022	As at March 31, 2021
Interest Paid on Loan				
Subsidiaries				
Autoline Industrial Parks Limited	-	0.20	-	-
Key Management Personnel (KMP)				
Mr. Shivaji Akhade	15.14	19.85	-	-
Mr. Sudhir Mungase	2.36	9.32	-	-
Companies/Entities in which KMP / Relatives of KMP can exercise significant influence				
Vimal Extrusion Pvt Ltd	9.56	-	-	-
Sumeet Packers Pvt. Ltd.	0.21	0.63	-	-
Director Remuneration				
Key Management Personnel (KMP)				
Mr. Shivaji Akhade	58.35	54.92	13.40	2.80
Mr. Sudhir Mungase	23.34	21.97	6.15	1.41
Mr. Umesh Chavan	-	36.90	-	-
Director Sitting Fees				
Key Management Personnel (KMP)				
Mr. Prakash B Nimbalkar	5.90	6.40	0.77	1.90
Mr. Vijay K Thanawala	3.80	4.60	0.77	1.34
Mr. Sridhar Ramachandran	3.90	3.45	0.41	1.25
Mrs. Rajashri Sai	1.65	0.30	0.27	0.28
Mrs. Jayashree Fadnavis	-	1.50	-	-

Note :

a) The closing balances above are net of advances.

b) All outstanding balances are unsecured and are repayable in cash

c) In addition to above related party transactions Managing Director and One Promotors Director has mortgaged their industrial plot against facility from financial institution. Further personal guarantee is provided by Managing Director and One Promotors Director of the Company for various facilities sanctioned.

NOTE 40 : CONTINGENT LIABILITIES (TO THE EXTENT NOT PROVIDED FOR)

₹ in Lakhs

Particulars	As at March 31, 2022	As at March 31, 2021
Claims against the Company not acknowledged as debt		
Central Sales Tax & VAT Dues	1,195.87	1,111.22
Provident Fund Dues	34.06	34.06
Letter of Credit		
Issued by Bank of Baroda	949.47	1,006.27

Notes forming part of Standalone Financial Statements
as at March 31, 2022

The claims subject to legal proceedings, have arisen in the ordinary course of business. The management does not reasonably expect that these claims and commitments, when ultimately concluded and determined, will have a material and adverse effect on the Companies results of operations or financial conditions.

In addition to above there are certain pending cases in respect of labour matters, the impact of which is not quantifiable and is not expected to be material.

(a) The Company has received various demand/notices from the VAT/Sales Tax Department on various matters. The company has filed appeal for these demand/notices and does not expect any significant outflows. Major demand is for mismatch between details as per the Company with that filed by vendors and other matters for which demand is raised and interest/penalty is charged. Further, the Company has reviewed all its pending litigations and proceedings and has adequately provided for where provisions are requried and disclosed as contingent liabilities where applicable, in the financial statements. The management believes that the ultimate outcome of above proceeding will not have a material adverse effect on the Company's financial position and results of operations.

(b) There are numerous interpretative issues relating to Supreme Court (SC) judgement dated February 28, 2019, relating to components/allowances paid that need to be taken into account while computing an employer's contribution to provident fund under the Employees Provdent Funds and Miscellaneous Provident Act, 1952. The Company has also assess the matter and basis the same there is no material impact on the financial statements as at March 31, 2021. The Company would record any further effect on its financial statements, on receiving additional clarity on the subject.

(c) The Company is contesting various claims relating to labour matters and the management believes its position will likely be upheld in the appellate process. The management believes that the ultimate outcome of above proceeding will not have a material adverse effect on the Company's financial position and results of operations.

NOTE 41 : COMMITMENTS

A) Capital Commitments

₹ in Lakhs

Particulars	As at March 31, 2022	As at March 31, 2021
Estimated amount of contracts remaining to be executed on capital account and not provided for	-	168.00

B) Leases

(a) Right-of-use assets

This note provides for information for leases where the company is a lessee. The company has leased Building properties. The Company has applied Ind AS 116 using the modified retrospective approach method with effect from April 01, 2019 to all leases subject to exemptions provided under Paragraph 5 of Ind AS 116.

(i) Amounts recognized in Balance Sheet:

Right-of-use assets:

The changes in the carrying value of ROU assets for the year ended March 31, 2022 are as follows:

₹ in Lakhs

Particulars	Building	Total
Gross carring amount as at April 01, 2021	61.03	61.03
Addition during the year	159.65	159.65
Disposals	37.55	37.55

Notes forming part of Standalone Financial Statements

as at March 31, 2022

₹ in Lakhs

Particulars	Building	Total
Deletion / Adjustment due to lease modification	-	-
Depreciation	39.31	39.31
Gross carring amount as at March 31, 2022	**143.81**	**143.81**
Gross carring amount as at April 01, 2020	**98.53**	**0.00**
Addition during the year	-	-
Disposals	-	-
Deletion / Adjustment due to lease modification	-	-
Depreciation	37.51	0.00
Gross carring amount as at March 31, 2021	**61.03**	**0.00**

The aggregate depreciation expense on ROU assets is included under depreciation and amortization expense in the Statement of Profit and Loss.

The break-up of current and non-current lease liabilities as at March 31, 2022 is as follows:

₹ in Lakhs

Particulars	As at March 31, 2022	As at March 31, 2021
Lease Liabilities:		
Current	24.17	25.49
Non-current	124.59	46.07

The movement in lease liabilities during the year ended March 31, 2022 is as follows :

₹ in Lakhs

Particulars	As at March 31, 2022	As at March 31, 2021
Balance at the beginning of the year	**71.56**	**106.29**
Additions	159.65	-
Disposals	47.78	-
Finance cost accrued during the period	15.76	10.95
Deletion / Adjustment due to lease modification	-	-
Payment of lease liabilities	50.42	45.69
Balance at the end of the year	**148.77**	**71.56**

The marurity analysis of lease liabilities as at March 31, 2022:

₹ in Lakhs

Particulars	As at March 31, 2022	As at March 31, 2021
Less than one year	24.17	25.49
One to five years	124.59	46.07
More than five years	-	-
Total	**148.77**	**71.56**

Notes forming part of Standalone Financial Statements
as at March 31, 2022

The Company does not face a significant liquidity risk with regard to its lease liabilities as the current assets are sufficient to meet the obligations related to lease liabilities as and when they fall due.

The total cash outflow for leases for the year ended March 31, 2022 was ₹ 50.42 lakhs (₹ 45.68 lakh Previous Year)

(ii) Variable Lease payments

Estimation uncertainty arising from variable lease payments

There were no leases with variable lease payments.

(iii) Extension and termination options

Extension and termination options are considered in a number of leases across the Company. These terms are used to maximise operational flexibility in terms of managing contracts. The majority of extension and termination options held are exercisable on a mutual consideration between lessor and the Company. Therefore the extension and termination option is not considered.

(iv) Residual value guarantees

There were no leases with residual value guarantees.

(b) Interest Expense on Lease Liabilities

₹ in Lakhs

Particulars	As at March 31, 2022	As at March 31, 2021
Interest on lease liabilities	15.76	10.95

(c) Amount recognised in the statement of cash flow

₹ in Lakhs

Particulars	As at March 31, 2022	As at March 31, 2021
Total cash outflow for leases- Principal	50.42	34.74
Total cash outflow for leases- Interest	15.76	10.95

NOTE 42 : EARNING / (LOSS) PER SHARE

₹ in Lakhs

Particulars	As at March 31, 2022	As at March 31, 2021
Basic		
Profit / (Loss) for the year as per statement of Profit and Loss	749.67	(3,561.13)
Weighted average number of equity shares	367.65	289.13
Earnings /(Loss) per share	2.04	(12.32)
Diluted		
Profit / (Loss) for the year as per statement of Profit and Loss	749.67	(3,561.13)
Less : Employee Stock Option amortised cost	-	-
	749.67	(3,561.13)
Weighted average number of equity shares	375.93	289.13
Earnings /(Loss) per share	1.99	(12.32)
Nominal value of an equity share	10.00	10.00

Notes forming part of Standalone Financial Statements
as at March 31, 2022

The Company has issued and alloted 10,00,000 convertible share warrants which has considered for calculating diluted earning per share.

NOTE 43 : DISCLOSURES REQUIRED UNDER SECTION 22 OF THE MICRO, SMALL AND MEDIUM ENTERPRISES DEVELOPMENT ACT, 2006

₹ in Lakhs

Particulars	As at March 31, 2022	As at March 31, 2021
Principal amount remaining unpaid to any supplier as at the end of the accounting year	164.90	175.05
Interest due thereon remaining unpaid to any supplier as at the end of the accounting year	18.53	15.94
The amount of interest paid along with the amounts of the payment made to the supplier beyond the appointed day	-	-
The amount of interest due and payable for the year	18.53	15.94
The amount of interest accrued and remaining unpaid at the end of the accounting year	18.53	15.94
The amount of further interest due and payable even in the succeeding year, until such date when the interest dues as above are actually paid	-	-

Note :- Dues to Micro and Small Enterprises have been determined to the extent such parties have been identified on the basis of information collected by the Management. This has been relied upon by the auditors.

NOTE 45 : INCOME TAX & DEFERRED TAX

A. Income Tax

The Company does not have taxable income on current and previous year and hence no tax expenses have been recognised. Further since it is not probable that future taxable amounts will be available to utilize the deferred tax assets in respect of following unused tax losses and unabsorbed depreciation, no deferred tax assets have been recognised except for tax paid under Minimum Alternate Tax (MAT) under Income Tax Act 1961.

₹ in Lakhs

Particulars	As at March 31, 2022	As at March 31, 2021
Unused Tax losses for which no deferred tax asset has been recognised		
Business Losses	19,644.85	17,175.04
Unabsorbed depreciation	12,398.15	12,400.71
Potential tax benefit	0.08	0.07

a) Unused tax losses with respect to unabosorbed depreciation do not have an expiry date.

b) Unused tax losses with respect to Business losses have following expiry date.

Financial Year	Amount ₹	Expiry Date
2013-14	2,136.27	March 31, 2022
2015-16	1,492.98	March 31, 2024
2016-17	5,273.54	March 31, 2025
2017-18	4,916.76	March 31, 2026
2019-20	3,460.00	March 31, 2028
2020-21	2,365.31	March 31, 2029
Total	**19,644.85**	

Notes forming part of Standalone Financial Statements

as at March 31, 2022

c) The Company has following unutilised MAT credit under the Income Tax Act, 1961 for which deferred tax assets has been recongnised in the Balance Sheet.

Financial Year	Amount ₹	Expiry Date
2009-10	63.74	2024-25
2010-11	47.20	2025-26
2011-12	477.19	2026-27
2012-13	750.74	2027-28
Total	**1,338.87**	

d) Reconciliation of effective tax rate and tax expenses with accounting profit.

₹ in Lakhs

Particulars	For the year ended March 31, 2022	For the year ended March 31, 2021
Profit before income tax	749.67	(3,561.13)
Tax Rate @ 26% (FY 2020-21 @ 26%)	194.91	(925.89)
Tax effect of amounts which are not deductible / taxable in calculating taxable income		
Unrecognised deffered tax asset	(194.91)	925.89
Tax Expenses	-	-

B. Deferred Tax

Deferred Tax assets (other than MAT credit) reflected in the Balance Sheet as follows:

₹ in Lakhs

Particulars	As at March 31, 2022	As at March 31, 2021
Deferred Tax Asset		
Carry forward losses	1,201.21	1,497.28
	1,201.21	1,497.28
Deferred Tax Liability		
Depreciation	1,201.21	1,497.28
	1,201.21	1,497.28
Total Deferred Tax Liability (Net)	-	-

NOTE 46 : EMPLOYEE BENEFITS

Compensated absences:- The leave obligation covers the Group's liability for earned leave. Accumulated compensated absences, which are expected to be availed or encashed within 12 months from the end of the year end are treated as current employee benefits. The obligation towards the same is measured at the expected cost of accumulating compensated absences as the additional amount expected to be paid as a result of the unused entitlement as at the year end.

Defined benefit plans

The Company offers the following employee benefit schemes to its employees:

Notes forming part of Standalone Financial Statements

as at March 31, 2022

Gratuity

The Company provides for gratuity for employees in India as per the Payment of Gratuity Act, 1972. Employees who are in continuous service for a period of 5 years are eligible for gratuity. The amount of gratuity payable on retirement/termination is the employees last drawn salary per month computed proportionately for 15 days salary mutiplied for the number of years of service. The gratuity plan is a funded plan and the Company makes contributions to recognised funds in India. The Company does not fully fund the liability and maintains a target level of funding to be maintained over a period of time based on estimations of expected gratuity payments.

The amounts recognised in the balance sheet and the movements in the net defined benefit obligation over the year are as follows:

₹ in Lakhs

Particulars	Present value of obligation	Fair Value of plan assets	Net Amount
April 01, 2020	391.69	34.32	357.37
Current Service Cost	47.96	-	47.96
Past service cost	-	-	-
Mortality Charges & Taxes	-	(2.34)	2.34
Interest Expense/(income)	25.86	1.37	24.49
Total amount recognised in profit or loss	**73.82**	**(0.97)**	**74.79**
Remeasurements			
Return on plan assets, excluding amounts included in interest expense/(income)	-	0.44	(0.44)
(Gain)/loss from change in demographic assumptions	-	-	
(Gain)/loss from change in financial assumptions	-	-	-
Experience (gains)/losses	15.04	-	15.04
Total amount recognised in other comprehensive income	**15.04**	**0.44**	**14.60**
Employer contributions	-	4.91	(4.91)
Benefit Payments	(33.75)	(33.75)	-
March 31, 2021	**446.80**	**4.95**	**441.85**

₹ in Lakhs

Particulars	Present value of obligation	Fair Value of plan assets	Net Amount
April 01,2021	446.80	4.95	441.85
Current Service Cost	55.12	-	55.12
Past service cost	-	-	-
Mortality Charges & Taxes	-	(2.47)	2.47
Interest Expense/(income)	30.21	0.31	29.90
Total amount recognised in profit or loss	**85.33**	**(2.16)**	**87.50**
Remeasurements			
Return on plan assets, excluding amounts included in interest expense/(income)	-	0.07	(0.07)
(Gain)/loss from change in demographic assumptions	-	-	-

Notes forming part of Standalone Financial Statements
as at March 31, 2022

₹ in Lakhs

Particulars	Present value of obligation	Fair Value of plan assets	Net Amount
(Gain)/loss from change in financial assumptions	-	-	-
Experience (gains)/losses	(44.33)	-	(44.33)
Total amount recognised in other comprehensive income	**(44.33)**	**0.07**	**(44.40)**
Employer contributions	-	17.00	(17.00)
Benefit Payments	(18.00)	(18.00)	-
March 31,2022	**469.80**	**1.86**	**467.94**

The net liability disclosed above relates to funded and unfunded plans as follows:

₹ in Lakhs

Particulars	As at March 31, 2022	As at March 31, 2021
Present Value of funded obligations	469.80	446.80
Fair value of plan assets	1.86	4.95
Deficit of funded plan	**467.94**	**441.85**
Unfunded Plans	-	-
Deficit of gratuity plan	467.94	441.85

Valuation in respect of Gratuity has been carried out by Independent actuary, as at the Balance Sheet date, based on the following assumptions:

₹ in Lakhs

Particulars	As at March 31, 2022	As at March 31, 2021
	Gratuity	Gratuity
Discount rate (Per Annum)	7.30%	6.90%
Expected rate of return on plan assets (Per Annum)	6.90%	6.90%
Rate of escalation in salary (Per Annum)	8.00%	8.00%
Mortality Table referred	IALM(2012-14) ult	IALM(2012-14) ult
Age Withdrawal Rate %	2%	2%
Expected average remaining working lives of employees (in years)	15.30	15.52

Sensitivity analysis

Sensitivity analysis indicates the influence of a reasonable change in certain significant assumptions on the outcome of the Present Value of obligation (PVO) and aids in understanding the uncertainty of reported amounts. Sensitivity analysis is done by varying one parameter at a time and studying its impact.

The sensitivity of the Present Value of obligation to changes in the weighted principal assumptions is as follows:

Notes forming part of Standalone Financial Statements

as at March 31, 2022

Change in assumptions and impact on Present Value of obligation as at March 31, 2022

₹ in Lakhs

Particulars		Impact on defined benefit obligation (in %)	
	Change in assumption (in %)	Increase in assumption, Increase/ (Decrease) in liability	Decrease in assumption, Increase/ (Decrease) in liability
Discount rate	1%	(51.47)	65.16
Salary growth rate	1%	58.76	(47.75)
Withdrawal Rate	1%	(1.19)	5.31

Comparative Figures

Change in assumptions and impact on Present Value of obligation as at March 31, 2021

₹ in Lakhs

Particulars		Impact on defined benefit obligation (in %)	
	Change in assumption (in %)	Increase in assumption, Increase/ (Decrease) in liability	Decrease in assumption, Increase/ (Decrease) in liability
Discount rate	1%	(52.88)	63.17
Salary growth rate	1%	56.42	(49.23)
Withdrawal Rate	1%	(4.81)	5.46

The above sensitivity analysis are based on a change in an assumption while holding all other assumptions constant. In practice, this is unlikely to occur, and changes in some of the assumptions may be correlated. When calculating the sensitivity of the defined benefit obligation to significant actuarial assumptions the same method (present value of the defined benefit obligation calculated with the projected unit credit method at the end of the reporting period) has been applied while calculating the defined benefit liability recognized in the balance sheet.

The methods and types of assumptions used in preparing the sensitivity analysis did not change compared to the prior period.

Category of Planned assets

₹ in Lakhs

Particulars	As at March 31, 2022	As at March 31, 2021
Funds Managed by insurer	100.00%	100.00%

The company maintains gratuity fund, which is being administered by LIC. Fund value confirmed by LIC as at March 31, 2022 is considered to be fair value.

Defined Benefit liability and employer contributions

The expected contributions to post-employment benefit plans for the year ended March 31,2022 is ₹ 4,67,94,033/-

The following payments are expected contributions to defined benefit plan in future years

The weighted average duration of the plan is 16.51 years

Notes forming part of Standalone Financial Statements

as at March 31, 2022

Expected Future Benefit Payments:

₹ in Lakhs

Particulars	As at March 31, 2022	As at March 31, 2021
Defined Benefit Oligation		
Less than a year	18.77	18.97
Between 1-2 years	22.51	16.58
Between 2-5 years	78.28	70.24
Over 5 years	284.84	214.61
Total	**404.40**	**320.40**

Risk Exposure

Through its defined benefit plans, the company is exposed to a number of risks, the most significant of which are detailed below :

1. **Interest rate risk:**

   The defined benefit obligation is calculated using a discount rate based on government bonds. If bond yields fall, the defined benefit obligation will tend to increase.

2. **Salary inflation risk:**

   Higher than expected increases in salary will increase the defined benefit obligation.

3. **Demographic risk:**

   For example,as the plan is open to new entrants, an increase in Membership will increase the defined benefit obligation. Also,the plan only provides benefits upon completion of a vesting criteria. Therefore, if turnover rates increase then the liability will tend to fall as fewer employees reach vesting period.

4. **Asset-Liability Mismatch Risk:**

   Risk which arises if there is a mismatch in the duration of the assets relative to the liabilities. By matching duration with the defined benefit liabilities, the company is success fully able to neutralize valuation swings caused by interest rate movements. Hence companies are encouraged to adopt asset-liability management.

5. **Discount Rate Risk:**

   Variations in the discount rate used to compute the present value of the liabilities may seem small, but in practice can have a significant impact on the defined benefit liabilities.

6. **Future Salary Escalation and Inflation Risk :**

   Since price inflation and salary growth are linked economically, they are combined for disclosure purposes. Rising salaries will often result in higher future defined benefit payments resulting in a higher present value of liabilities especially unexpected salary increases provided at management's discretion may lead to uncertainties in estimating this increasing risk.

7. **Asset Risks:**

   All plan assets are maintained in a trust fund managed by a public sector insurer viz; LIC of India. LIC has a sovereign guarantee and has been providing consistent and competitive returns over the years.

Notes forming part of Standalone Financial Statements
as at March 31, 2022

The company has opted for a traditional fund where in all assets are invested primarily in risk averse markets. The company has no control over the management of funds but this option provides a high level of safety for the total corpus. A single account is maintained for both the investment and claim settlement and hence100% liquidity is ensured. Also interest rate and inflation risk are taken care of.

B) Defined Contribution Plan

The company has certain defined contribution plans. Contributions are made to provident fund in India at the rate of 12% as per local regulations. The contributions are made to the provident fund administered by the government. The obligation of the company is limited to the amount contributed and it has no further contractual or any constructive obligation.The company also has liability to contribute to other defined contribution plans. The company has recognised the following amounts in the statement of Profit and Loss.

₹ in Lakhs

Particulars	As at March 31, 2022	As at March 31, 2021
Contribution to Provident Fund	115.44	91.56
Contribution to Labour Welfare Fund	0.35	0.30
Contribution to Employee's State Insurance Scheme	36.65	31.51

NOTE 47 : ASSETS PLEDGED AS SECURITY

₹ in Lakhs

Particulars	As at March 31, 2022	As at March 31, 2021
Current		
Financial Assets		
Factored Receivables	8,127.45	2,187.48
Other Receivables	2,695.12	1,968.25
Cash and cash equivalents	4.23	6.27
Fixed deposit with bank	457.09	609.63
Non Financial Assets		
Inventories	4,949.01	4,059.64
Total Current assets pledged as security	**16,232.90**	**8,831.28**
Non-Current		
Plant and Machinery	5,376.04	6,468.79
Building	4,869.48	5,156.74
Land	756.17	756.17
Others Assets	374.53	194.35
Total Non-current assets pledged as security	**11,376.22**	**12,576.05**
Total Assets pledged as security	**27,609.12**	**21,407.33**

Notes forming part of Standalone Financial Statements

as at March 31, 2022

NOTE : 48

The Company has borrowings from Bank of Baroda on the basis of security of current assets. Details of The Quarterly Returns and statements of current assets filed by the Company with Bank of Baroda with the books of accounts are as follows.

Name of the Bank : Bank of Baroda

₹ in Lakhs

Particulars of Securities Provided	Amount as per books of account	Amount as reported in the quarterly return/ statement	Amount of difference
As on 30-06-2021			
Inventories	3,858.65	4,149.36	291
Book Debts	1,975.03	1,658.62	(316)
Creditors	5,052.66	2,986.00	(2,067)
As on 30-09-2021			
Inventories	3,985.81	3,981.27	(5)
Creditors	6,007.52	3,508.00	(2,500)
As on 31-12-2021			
Inventories	4,341.58	4,212.74	(129)
Book Debts	3,610.68	2,614.18	(996)
Creditors	6,075.95	3,089.00	(2,987)
As on 31-03-2022			
Inventories	4,949.01	4,326.82	(622)
Creditors	6,114.12	3,162.00	(2,952)

Reasons for material discrepancies :

1. Inventories : Differnce in Inventory is mainly due to inventory maintained with job process work.
2. Book Debts : Book Debts were differed due to sales provision for rate revision effected by customers.
3. Creditors : In stock statements sundry creditors w.r.t. raw material and bought out components were considered.

NOTE 49 : COVID19

Covid-19 virus has impacted the entire global economy severely, resulting into many restrictions, including free movement of people, thereby hampering businesses and day to day functioning of the Companies. Consequently, in compliance of the orders of the Government, the Company's manufacturing plants and corporate office had to be closed for a certain period of time. The Board of Directors believe that they have taken into account all the possible effects of known events arising from Coivid-19 pandemic and the resultant lockdowns in the preparation of financial statements including but not limited to strategic assessment of its financial position, liquidity, going concern, recoverable values of its assets etc. However, given the effect of these uncertainties arising due to Covid-19 and in particular, with reference to the Automobile & Auto-ancillary Industry, the impact assessment of Covid-19 on the financial statements is subject to certain significant estimations and based on uncertainties. The actual impact in future may deviate from those estimated as on the date of approval of these financial statements. The Company continues to monitor any material changes to future economic/ business conditions and its consequential impact on financial results.

Notes forming part of Standalone Financial Statements

as at March 31, 2022

NOTE 50 : CODE ON SOCIAL SECURITY, 2020

The Parliament of India has approved the Code on Social Security, 2020 which may have an impact on the contributions by the Company on Employee benefit expenses, Provident Fund, Insurance and Gratuity. Further, the Ministry of Labour and Employment, Government of India has published draft rules for the Code on Social Security, 2020 on November 13, 2020 and has solicited comments/ suggestions from the stakeholders. Accordingly, the Company will evaluate the impact of the said legislation and the Rules notified thereunder, and would eventually apportion the impact in its financial statements in the period in which the Code on Social Security, 2020 is enacted.

NOTE : 51 RATIOS

The ratios for the years ended March 31, 2022 and March 31, 2021 are as follows:

Ratio	Numerator	Denominator	March 31, 2022	March 31, 2021	Variance (%)	Reason
Current Ratio	Total current assets	Total current liabilities	0.54	0.40	35.35	Current ratio has improved as compared to previous year, mainly due to increase in receivables consequent to increase in volume.
Debt - Equity Ratio	Total debts	Shareholders equity	5.40	30.88	(82.51)	Debt equity ratio has improved due to increase in total equity on account of equity issue and current year profits.
Debt Service Coverage Ratio	Earnings available for debt service	Debt service	0.64	0.68	(5.64)	
Return on Equity Ratio	Net profits after taxes	Average shareholders equity	30.28%	(231.00%)	(113.11)	Company has a net profit of 7.5 crore in current year as compared to net loss of 35.61 crore in previous year, resulting into increase in ROE.
Inventory Turnover Ratio	Cost of goods sold	Average inventory	8.86	4.59	93.14	While average inventory has remained same in line with last year, higher consumption of materials has led to increase in turnover.
Trade Receivables Turnover Ratio	Net credit sales	Average trade receivables	7.56	8.66	(12.70)	-
Trade Payables Turnover Ratio	Net credit purchases	Average trade payables	6.30	2.99	110.60	While average payables have remained same in line with last year, higher consumption of materials has led to increase in Purchase cost.
Net Capital Turnover Ratio	Net sales	Average working Capital	(3.28)	(1.51)	117.15	Sales turnover has increased by 93% YoY, however net working capital remains negative.

Notes forming part of Standalone Financial Statements

as at March 31, 2022

Ratio	Numerator	Denominator	March 31, 2022	March 31, 2021	Variance (%)	Reason
Net Profit Ratio	Net profit	Net sales	1.51%	(13.86%)	(110.89)	Company has a net profit of 7.5 crore in current year as compared to net loss of 35.61 crore in previous year.
Return on Capital Employed	Earnings before interest and taxes	Capital employed	9.81%	(4.64%)	(311.68)	EBIT has increased by almost 400% YoY, resulting into favourable ratio.
Return on Investment *	Income from invested funds	Weighted average invested funds	0.31%	0.33%	(8.68)	-

NOTE : 52 OTHER DISCLOSURES

The Company has not revalued its property, plant and equipment or intangible assets or both during the current or previous year.

No proceedings have been initiated on or are pending against the Company for holding benami property under the Benami Transactions (Prohibition) Act, 1988 (45 of 1988) and rules made thereunder.

The Company has not been declared as a Wilful Defaulter by any bank or financial institution or government or any government authority.

The Company has no transactions with the companies struck off under Section 248 of the Companies Act, 2013 or Section 560 of the Companies Act, 1956.

There are no charges or satisfaction yet to be registered with Registrar of Companies (ROC) beyond the statutory period.

The Company has complied with the number of layers prescribed under the Section 2(87) of the Companies Act, 2013 read with Companies (Restriction on number of layers) Rules, 2017.

The Company has not entered into any scheme of arrangement which has an accounting impact on current or previous financial year.

There is no income surrendered or disclosed as income during the current or previous year in the tax assessments under the Income Tax Act, 1961, that has not been recorded in the books of account.

The Company has not traded or invested in crypto currency or virtual currency during the current or previous year.

No funds have been advanced or loaned or invested (either from borrowed funds or share premium or any other sources or kind of funds) by the Company to or in any other person or entity, including foreign entities (“Intermediaries”) with the understanding, whether recorded in writing or otherwise, that the Intermediary shall lend or invest in paries identified by or on behalf of the Company (Ultimate Beneficiaries). The Company has not received any fund from any party(Funding Party) with the understanding that the Company shall whether, directly or indirectly lend or invest in other persons or entities identified by or on behalf of the Company (“Ultimate Beneficiaries”) or provide any guarantee, security or the like on behalf of the Ultimate Beneficiaries.

Notes forming part of Standalone Financial Statements

as at March 31, 2022

NOTE 53 : LOANS AND ADVANCES GRANTED TO SPECIFIED PERSON

(A) Loans / Advance in the nature of loan - repayable on demand

₹ in Lakhs

Type of Borrowers	As at March 31, 2022		As at March 31, 2021	
	Amount outstanding - Gross Carrying Amount	% of Total Loan and Advance in the Nature of Loan	Amount outstanding - Gross Carrying Amount	% of Total Loan and Advance in the Nature of Loan
Promoters	-	-	-	-
Directors	-	-	-	-
KMPs	-	-	-	-
Related Parties- subsidiaries				
Autoline Industrial Parks Limited	246.03	47.34	265.87	56.48
Autoline Design Software Limited	273.51	52.63	204.89	43.52
Autoline Locomotive Parts LLP	0.15	0.03	-	-
Total	**519.70**	**100.00**	**470.76**	**100.00**

(B) Loans / Advance in the nature of loan - without specifying any terms or period of repayment

₹ in Lakhs

Type of Borrowers	As at March 31, 2022		As at March 31, 2021	
	Amount outstanding - Gross Carrying Amount	% of Total Loan and Advance in the Nature of Loan	Amount outstanding - Gross Carrying Amount	% of Total Loan and Advance in the Nature of Loan
Promoters	-	-	-	-
Directors	-	-	-	-
KMPs	-	-	-	-
Related Parties	-	-	-	-
Total	**-**	**-**	**-**	**-**

NOTE 54 : RECLASSIFICATION OF COMPARITIVE FIGURES

Certain reclassifications have been made to the comparative period's financial statements to:

- comply with the requirements of the amended Schedule III to the Companies Act, 2013 effective 1st April 2021
- enhance comparability and ensure consistency with the current year's financial statements; and
- ensure compliance with the Guidance Note on Division II - Ind AS Schedule III to the Companies Act, 2013.

The Company believes that such presentation is more relevant for understanding of the Company's performance. However, this does not have any impact on the profit, equity and cash flow statement for the comparative period.

Notes forming part of Standalone Financial Statements

as at March 31, 2022

₹ in Lakhs

Particulars	March 31, 2021 Published	Reclassification Amount	March 31, 2021 Revised
Assets			
Non current assets			
Capital Work in progress #	56.48	(29.43)	27.06
Intangibles assets under development #	-	29.43	29.43
Liabilities			
Current liabilities			
(a) Financial liabilities			
(i) Borrowings *	7,042.08	5,565.88	12,607.97
(ii) Trade Payables			
(b) total outstanding dues of other than micro and small enterprises **	5,801.95	857.93	6,659.88
(iii) Other Financial liabilities $ * & **	9,327.89	(6,449.31)	2,878.58
(c) Other Current Liabilities $	3,749.71	25.50	3,775.21

 # Intangibles under development earlier clubbed under CWIP, now presented separately

** Current maturities of long term borrowing shown under Borrowings as per Sch III amendment*

*** Other Payables appearing under "Other financial liabilities" now grouped under Trade payables*

$ Other financial liabilities reclassified under "Other current liabilities

See accompanying notes to financial statements

In terms of our report attached
For **A. R. Sulakhe & Co.**
Chartered Accountants
Firm Registration No. 110540W

CA. Kaustubh Deo
Partner
Mem. No. 134892

Place: Pune
Date: May 28, 2022

For and on behalf of the Board of Directors

Shivaji Akhade
Managing Director
DIN: 00006755

Sudir Mungase
Whole Time Director
DIN: 00006754

Venugopal Rao Pendyala
Chief Financial Officer

Shilpa Walunj
Company Secretary

Independent Auditors' Report

To the Members of Autoline Industries Ltd.

Report on the Audit of the Consolidated financial statements

OPINION

We have audited the consolidated financial statements of Autoline Industries Ltd. (hereinafter referred to as "the Holding Company") and its subsidiaries (the Holding Company and its subsidiaries together referred to as "the Group") which comprise the Consolidated Balance Sheet as at March 31, 2022, the Consolidated Statement of Profit & Loss including Statement of Other Comprehensive Income, the consolidated Cash Flow Statement and the consolidated Statement of Changes in Equity for the year then ended and notes to the consolidated financial statement including a summary of significant accounting policies and other explanatory information. (Hereinafter referred to as "the consolidated financial statements")

In our opinion and to the best of our information and according to the explanations given to us, the aforesaid consolidated financial statements give the information required by the Companies Act, 2013 ("Act") in the manner so required and give a true and fair view in conformity with the accounting principles generally accepted in India, of the consolidated state of affairs of the Group as at March 31, 2022, and its consolidated profits including other comprehensive income, consolidated statement of changes in equity and its consolidated cash flows for the year ended on that date.

BASIS FOR OPINION

We conducted our audit of the consolidated financial statements in accordance with the Standards on Auditing (SAs) specified under section 143(10) of the Companies Act, 2013. Our responsibilities under those Standards are further described in the Auditor's Responsibilities for the Audit of the Consolidated financial statements section of our report. We are independent of the Group in accordance with the Code of Ethics issued by the Institute of Chartered Accountants of India (ICAI) together with the ethical requirements that are relevant to our audit of the financial statements under the provisions of the Companies Act, 2013 and the Rules thereunder, and we have fulfilled our other ethical responsibilities in accordance with these requirements and the ICAI's Code of Ethics. We believe that the audit evidence we have obtained is sufficient and appropriate to provide a basis for our audit opinion on the consolidated financial statements.

EMPHASIS OF MATTERS

We draw attention to Note 51 to the consolidated financial statements, which describe the economic and social consequences/disruption the Company is facing as a result of COVID-19 which is impacting supply chains / demand / financial markets / commodity prices / personnel available for work. Our opinion is not modified in respect of this matter

Description of Key Audit Matter

The key audit matter	How the matter was addressed in our audit
(a) Going Concern As of 31 March 2022, the Group's total liabilities did not exceed its total assets, however company is continuously incurring losses over the past year, for the year ending March 31, 2022 it has earned profits. Note 3.5 to the financial statements explain how the directors of the Company have formed a judgement that the going concern basis is appropriate in preparing the financial statements. The directors of the Company made their assessment of going concern by preparing a cash flow forecast in which some key assumptions were applied. These key assumptions included forecasts of sales volumes, average selling prices, raw material costs and the availability of banking and other financing facilities as well as financial support from the Promoters.	**Our audit procedures included:** • Walking through the business planning process and assessing the design, implementation and operating effectiveness of management's key internal controls over the assessment of going concern, including the preparation of cash flow forecasts. • Evaluating the key assumptions in the cash flow forecasts (including future revenue, gross profit, operating expenses and capital expenditure) with reference to historical production information, current performance, internal investment and production plans, and market and other external available information; • Considering the accuracy and reliability of cash flow forecasts made by management in prior years by comparing them with the current year's results;

The key audit matter	How the matter was addressed in our audit
We identified going concern as a key audit matter because a significant degree of management judgement is involved in making this assessment and in forecasting the future cash flows of the Group which are inherently uncertain and because the management judgement and inherent uncertainties could have significant impact on the basis of preparation of the financial statements and could be subject to management bias.	• Assessing the availability of banking and other financing facilities and arrangements by inspecting underlying documentation, which included banking facility agreements signed before and after the reporting period end, and assessing the impact of any covenants and other restrictive terms therein • We also checked if any waivers were obtained from the financial institutions from which borrowings are made. Based on our procedures we noted that the key assumptions used in the forecasts were within a reasonable range of our expectations.
(b) Revenue Recognition The Holding company's revenue is derived from the sale of sheet metal stampings, welded assemblies, and moulds for the automotive industry. The Company recognizes revenue when the control is transferred to the customer. The terms set out in the Company's sales contracts relating to goods acceptance by customers are varied. Accordingly, the terms and conditions of sales contracts may affect the timing of recognition of sales to customers as each sales contract could have different terms relating to customer acceptance of the goods sold. We identified the recognition of revenue as a key audit matter because revenue is one of the key performance indicators of the Company and is, therefore, subject to an inherent risk of misstatement to meet targets or expectations and because errors in the recognition of revenue could have a material impact on the Company.	**Our audit procedures to assess the recognition of revenue included the following:** • Evaluating the design, implementation and operating effectiveness of key internal controls over the existence, accuracy and timing of revenue recognition; • Performed substantive test of details over revenue recognized throughout the period by selecting a sample of transactions to ensure that the samples selected meet the revenue recognition criteria and are appropriately recorded; • Tested sample transactions around the period end to ensure they were recorded in the correct period; and tested journal entries posted to revenue accounts focusing on unusual or irregular items, if any.
(c) Contingent Liabilities (Note No.40) **Evaluation of uncertain tax positions** The Group operates in multiple jurisdictions and is subject to periodic challenges by local tax authorities on a range of tax matters during the normal course of business including transfer pricing and indirect tax matters. These involve significant management judgment to determine the possible outcome of the uncertain tax positions, consequently having an impact on related accounting and disclosures in the consolidated financial statements. Refer Note 40 to the consolidated financial statements.	**Our audit procedures include the following substantive procedures:** • Obtained understanding of key uncertain tax positions; and • We - - Read and analyzed select key correspondences, consultations by management for key uncertain tax positions; - Discussed with appropriate senior management and evaluated management's underlying key assumptions in estimating the tax provisions; and - Assessed management's estimate of the possible outcome of the disputed cases.

OTHER INFORMATION

The Holding Company's Board of Directors is responsible for the other information. The other information comprises the Board's report including annexure to Board's report, but does not include the consolidated financial statements and our auditor's report thereon.

Our opinion on the consolidated financial statements does not cover the other information and we do not express any form of assurance conclusion thereon.

In connection with our audit of the Consolidated financial statements, our responsibility is to read the other information and, in doing so, consider whether the other information is materially inconsistent with the consolidated financial statements or our knowledge obtained in the audit or otherwise appears to be materially misstated.

If, based on the work we have performed, we conclude that there is a material misstatement of this other information; we are required to report that fact. We have nothing to report in this regard.

MANAGEMENT'S RESPONSIBILITY FOR THE CONSOLIDATED FINANCIAL STATEMENTS

The Holding Company's Board of Directors is responsible for the matters stated in Section 134(5) of the Act with respect to the preparation and presentation of these consolidated financial statements that give a true and fair view of the consolidated financial position, consolidated financial performance including other comprehensive income, consolidated cash flows and consolidated changes in equity of the Group in accordance with the accounting principles generally accepted in India including the Indian Accounting Standards (Ind AS) specified under section 133 of the Act, read with the Companies (Indian Accounting Standards) Rules, 2015, as amended. The respective Board of Directors of the companies included in the Group are responsible for maintenance of adequate accounting records in accordance with the provisions of the Act for safeguarding the assets of the Group and for preventing and detecting frauds and other irregularities; selection and application of appropriate accounting policies; making judgments and estimates that are reasonable and prudent; and design, implementation and maintenance of adequate internal financial controls, that were operating effectively for ensuring the accuracy and completeness of the accounting records, relevant to the preparation and presentation of the consolidated financial statements that give a true and fair view and are free from material misstatement, whether due to fraud or error, which have been used for the purpose of preparation of the consolidated financial statements by the Directors of the Holding Company, as aforesaid.

In preparing the consolidated financial statements, the respective Board of Directors of the companies included in the Group are responsible for assessing the ability of the Group to continue as a going concern, disclosing, as applicable, matters related to going concern and using the going concern basis of accounting unless management either intends to liquidate the Group or to cease operations, or has no realistic alternative but to do so.

The Board of Directors of the Group are also responsible for overseeing the financial reporting process of the Group.

AUDITOR'S RESPONSIBILITIES FOR THE AUDIT OF THE CONSOLIDATED FINANCIAL STATEMENTS

Our objectives are to obtain reasonable assurance about whether the consolidated financial statements as a whole are free from material misstatement, whether due to fraud or error, and to issue an auditor's report that includes our opinion. Reasonable assurance is a high level of assurance, but is not a guarantee that an audit conducted in accordance with SAs will always detect a material misstatement when it exists. Misstatements can arise from fraud or error and are considered material if, individually or in the aggregate, they could reasonably be expected to influence the economic decisions of users taken on the basis of these consolidated financial statements.

As a part of an audit in accordance with SAs, we exercise professional judgment and maintain professional skepticism throughout the audit. We also:

- Identify and assess the risks of material misstatement of the consolidated financial statements, whether due to fraud or error, design and perform audit procedures responsive to those risks, and obtain audit evidence that is sufficient and appropriate to provide a basis for our opinion. The risk of not detecting a material misstatement resulting from fraud is higher than for one resulting from error, as fraud may involve collusion, forgery, intentional omissions, misrepresentations, or the override of internal control.

- Obtain an understanding of internal control relevant to the audit in order to design audit procedures that are appropriate in the circumstances. Under section 143(3)(i) of the Act, we are also responsible for expressing our opinion on whether the Group has adequate internal financial controls system in place and the operating effectiveness of such controls.

- Evaluate the appropriateness of accounting policies used and the reasonableness of accounting estimates and related disclosures made by management.

- Conclude on the appropriateness of management's use of the going concern basis of accounting and, based on the audit evidence obtained, whether a material uncertainty exists related to events or conditions that may cast significant doubt on the ability of the Group to continue as a going concern. If we conclude that a material uncertainty exists, we are required to draw attention in our auditor's report to the related disclosures in the consolidated financial statements or, if such disclosures are inadequate, to modify our opinion. Our conclusions are based on the audit evidence obtained up to the date of our auditor's report. However, future events or conditions may cause the Group to cease to continue as a going concern.

- Evaluate the overall presentation, structure and content of the consolidated financial statements, including the disclosures, and whether the consolidated financial statements represent the underlying transactions and events in a manner that achieves fair presentation.

- Obtain sufficient appropriate audit evidence regarding the financial information of the entities or business activities within the Group of which we are the independent auditors, to express an opinion on the consolidated financial statements. We are responsible for the direction, supervision and performance of the audit of the financial statements of such entities included in the consolidated financial statements of which we are the independent auditors. For the other entity included in the consolidated financial statements, which have been audited by other auditors, such other auditors remain responsible for the direction, supervision and performance of the audits carried out by them. We remain solely responsible for our audit opinion.

We communicate with those charged with governance regarding, among other matters, the planned scope and timing of the audit and significant audit findings, including any significant deficiencies in internal control that we identify during our audit.

We also provide those charged with governance with a statement that we have complied with relevant ethical requirements regarding independence, and to communicate with them all relationships and other matters that may reasonably be thought to bear on our independence, and where applicable, related safeguards.

OTHER MATTER

We did not audit the financial statements of Koderat Investments Limited (foreign subsidiary) (Cyprus) and Autoline Locomotive Parts LLP (Domestic subsidiary) whose financial statements reflects total assets of ₹ 1 Lakh as at March 31, 2022, total revenue of ₹ Nil and total loss of ₹ Nil for the year ended on that date. These financial statements are unaudited and have been furnished to us by the Management and our opinion on the consolidated financial statements, in so far as it relates to the amounts and disclosures included in respect of the said subsidiary, and our report on other legal and regulatory requirements in terms of sub-sections (3) and (11) of Section 143 of the Act in so far as it relates to the aforesaid subsidiary, is based solely on such unaudited financial statements.

Our opinion on the consolidated annual financial results is not modified in respect of the above matters with respect to our reliance on the work done and the reports of the other auditors.

REPORT ON OTHER LEGAL AND REGULATORY REQUIREMENTS

As required by Section 143(3) of the Act, based on our audit and the other financial information of the subsidiary, as noted in the 'Other Matter' paragraph we report, to the extent applicable, that:

a) We have sought and obtained all the information and explanations which to the best of our knowledge and belief were necessary for the purposes of our audit of the aforesaid consolidated financial statements.

b) In our opinion, proper books of account as required by law relating to preparation of the aforesaid consolidation of the financial statements have been kept so far as it appears from our examination of those books.

c) The Consolidated Balance Sheet, the Consolidated Statement of Profit & Loss including the Statement of Other Comprehensive Income, the Consolidated Cash Flow Statement and Consolidated Statement of Changes in Equity dealt with by this report are in agreement with the books of account for the purpose of this consolidation.

d) In our opinion and to the best of our information and according to the explanations given to us, the aforesaid consolidated financial statements comply with the Accounting Standards specified under Section 133 of the Act, read with Companies (Indian Accounting Standards) Rules, 2015, as amended.

e) On the basis of the written representations received from the directors of the holding company and subsidiary companies as on 31st March, 2022 taken on record by the Board of Directors of the holding company, and the subsidiaries, none of the directors of Group companies incorporated in India is disqualified as on 31st March, 2022 from being appointed as a director in terms of Section 164(2) of the Act.

f) With respect to the adequacy and the operating effectiveness of the internal financial controls over financial reporting with reference to these consolidated financial statements of the Holding Company and its subsidiaries, incorporated in India, refer to our separate Report in **"Annexure 1"** to this report.

g) With respect to the other matters to be included in the Auditor's Report in accordance with the requirements of section 197(16) of the Act, as amended:

In our opinion and according to the information and explanations given to us, the remuneration paid by the holding company to its directors during the period from 01 April 2021 to 30 September 2021 and for its subsidiaries is in accordance with the provisions of Section 197 of the Companies Act 2013

For the remuneration paid to its directors by the holding company for the period from 01 October 2021 to 31 March 2022, upto the date of audit report holding company has obtained approval from its defaulted lenders and sought approval from its shareholders though postal ballot.

The remuneration paid to any director of holding company and subsidiary is not in excess of limit laid down under Section 197 of the Companies Act 2013.

The Ministry of Corporate Affairs has not prescribed other details under section 197 (16) of the Companies Act 2013 which are required to be commented by us.

h) With respect to the other matters to be included in the Auditor's Report in accordance with Rule 11 of the Companies (Audit and Auditors) Rules, 2014, as amended in our opinion and to the best of our information and according to the explanations given to us:

i. The consolidated financial statements disclose the impact of pending litigations on its consolidated financial position of the Group in its consolidated financial statements Refer Note 40 to the consolidated financial statements;

ii. The Group did not have any long-term contracts including derivative contracts for which there were any material foreseeable losses

iii. There were no amounts which were required to be transferred to the Investor Education and Protection Fund by the Holding Company and Subsidiary Companies.

iv. a) The respective Managements of the Holding Company and its subsidiaries have represented to us that, to the best of their knowledge and belief, no funds (which are material either individually or in the aggregate) have been advanced or loaned or invested (either from borrowed funds or share premium or any other sources or kind of funds) by the Holding Company or subsidiary or associate to or in any other person or entity, including foreign entity ("Intermediaries"),with the understanding, whether recorded in writing or otherwise, that the Intermediary shall, directly or indirectly lend or invest in other persons or entities identified in any manner whatsoever by or on behalf of the Holding Company or its subsidiary or associate ("Ultimate Beneficiaries") or provide any guarantee, security or the like on behalf of the Ultimate Beneficiaries.

(b) The respective Managements of the Holding Company and its subsidiaries have represented to us that, to the best of their knowledge and belief, no funds (which are material either individually or in the aggregate) have been received by the Holding Company or subsidiary or associate from any person or entity, including foreign entity ("Funding Parties"),with the understanding, whether recorded in writing or otherwise, that the Holding Company or subsidiary or associate shall, directly or indirectly, lend or invest in other persons or entities identified in any manner whatsoever by or on behalf of the Funding Party ("Ultimate Beneficiaries") or provide any guarantee, security or the like on behalf of the Ultimate Beneficiaries.

(c) Based on the audit procedures that have been considered reasonable and appropriate in the circumstances performed by us on the Holding Company and its subsidiaries, nothing has come to our notice that has caused us to believe that the representations under sub-clause (i) and (ii) of Rule 11(e), as provided under (a) and (b) above, contain any material misstatement.

v. The Holding Company and its subsidiaries have not declared or paid any dividend during the year under consideration and for the previous year.

FOR A R SULAKHE & CO.
CHARTERED ACCOUNTANTS
Firm Reg. No. 110540W

CA Kaustubh Deo
PARTNER
Membership number: 134892
UDIN: 22134892ALSRMR4672

Place : Pune
Date : May 28, 2022

ANNEXURE 1

Referred to in paragraph 2 (f) under the heading "Report on Other Legal and Regulatory Requirements" of our report of even date on the consolidated financial statements

In conjunction with our audit of the consolidated financial statements of the AUTOLINE INDUSTRIES LTD as of and for the year ended 31st Mar 2022, we have audited the internal financial controls over financial reporting of AUTOLINE INDUSTRIES LTD ("the Holding Company") and its subsidiaries, as of that date

MANAGEMENT'S RESPONSIBILITY FOR INTERNAL FINANCIAL CONTROLS

The respective Board of directors of the Holding Company and its subsidiaries are responsible for establishing and maintaining internal financial controls based on "the internal control over financial reporting criteria established by the Holding Company, considering the essential components of internal control stated in the Guidance Note on Audit of Internal Financial Controls over Financial Reporting, issued by the "Institute of Chartered Accountants of India"(ICAI). These responsibilities include the design, implementation and maintenance of adequate internal financial controls that were operating effectively for ensuring the orderly and efficient conduct of its business, including adherence to company's policies, safeguarding of its assets, prevention and detection of frauds and errors, accuracy and completeness of the accounting records, and timely preparation of reliable financial information, as required under the Companies Act, 2013.

AUDITORS' RESPONSIBILITY

Our responsibility is to express an opinion on the internal financial controls over financial reporting with reference to these consolidated financial statements based on our audit. We conducted our audit in accordance with the Guidance Note on Audit of Internal Financial Controls Over Financial Reporting (the "Guidance Note") issued by the Institute of Chartered Accountants of India and the Standards on Auditing, prescribed under section 143(10) of the Companies Act, 2013, to the extent applicable to an audit of internal financial controls. Those Standards and the Guidance Note require that we comply with ethical requirements and plan and perform the audit to obtain reasonable assurance about whether adequate internal financial controls over financial reporting with reference to these consolidated financial statements was established and maintained and whether such controls operated effectively in all material respects.

Our audit involves performing procedures to obtain audit evidence about the adequacy of the internal financial controls system over financial reporting with reference to these consolidated financial statements and their operating effectiveness. Our audit of internal financial controls over financial reporting included obtaining an understanding of internal financial controls over financial reporting with reference to these consolidated financial statements, assessing the risk that a material weakness exists, and testing and evaluating the design and operating effectiveness of internal control based on the assessed risk. The procedures selected depend on the auditor's judgment, including the assessment of the risks of material misstatement of the financial statements, whether due to fraud or error.

We believe that the audit evidence obtained by us and other auditors in terms of their reports referred in other matters paragraph below is sufficient and appropriate to provide a basis for our audit opinion on the internal financial controls system over financial reporting.

MEANING OF INTERNAL FINANCIAL CONTROLS OVER FINANCIAL REPORTING WITH REFERENCE TO THESE CONSOLIDATED FINANCIAL STATEMENTS

A company's Internal financial control over financial reporting with reference to these consolidated financial statements is a process designed to provide reasonable assurance regarding the reliability of financial reporting and the preparation of financial statements for external purposes in accordance with generally accepted accounting principles. A company's internal financial control over financial reporting with reference to these consolidated financial statements includes those policies and procedures that (1) pertain to the maintenance of records that, in reasonable detail, accurately and fairly reflect the transactions and dispositions of the assets of the company; (2) provide reasonable assurance that transactions are recorded as necessary to permit preparation of financial statements in accordance with generally accepted accounting principles, and that receipts and expenditures of the company are being made only in accordance with authorizations of management and directors of the company; and (3) Provide reasonable assurance regarding prevention or timely detection of unauthorized acquisition, use, or disposition of the company's assets that could have a material effect on the financial statements.

INHERENT LIMITATIONS OF INTERNAL FINANCIAL CONTROLS OVER FINANCIAL REPORTING

Because of the inherent limitations of internal financial controls over financial reporting with reference to these consolidated financial statements, including the possibility of collusion or improper management override of controls, material misstatements due to error or fraud may occur and not be detected. Also, projections of any evaluation of the internal financial controls over financial reporting with reference to these consolidated financial statements to future periods are subject to the risk that the internal financial control over financial reporting with reference to these consolidated financial statements may become inadequate because of changes in conditions, or that the degree of compliance with the policies or procedures may deteriorate.

OPINION

In our opinion, the Holding Company and its subsidiary companies which are incorporated in India, have in all material respects, an adequate internal financial controls system over financial reporting with reference to these consolidated financial statements and such internal financial controls over financial reporting with reference to these consolidated financial statements were operating effectively as at March 31, 2022, however, Group is required to strengthen its financial control for obtaining balance confirmations from trade receivables and payables based on "the internal control over financial reporting criteria established by the Group considering the essential components of internal control stated in the Guidance Note on Audit of Internal Financial Controls Over Financial Reporting issued by the Institute of Chartered Accountants of India"(ICAI).

OTHER MATTERS

Our report under Section 143(3)(i) of the Act on the adequacy and operating effectiveness of the internal financial controls over financial reporting with reference to these consolidated financial statements of the Holding Company.

FOR A R SULAKHE & CO.
CHARTERED ACCOUNTANTS
Firm Reg. No. 110540W

CA Kaustubh Deo
PARTNER
Membership number: 134892
UDIN: 22134892ALSRMR4672

Place : Pune
Date : May 28, 2022

Balance Sheet At at March 31, 2022

₹ in Lakhs

	Particulars	Note No.	As at March 31, 2022	As at March 31, 2021
	ASSETS			
1	**Non-current assets**			
	(a) Property, plant and equipment	4.1	10,314.92	12,007.71
	(b) Capital work in progress	4.2	125.97	27.06
	(c) Other Intangible assets	4.3	4.02	5.51
	(d) Intangible assets under development	4.4	269.29	29.43
	(e) Right of use Assets	4.5	306.16	535.77
	(f) Goodwill on consolidation		4,380.58	4,374.16
	(g) Financial Assets			
	(i) Investments	5	25.90	25.90
	(ii) Other financial assets	6	351.68	339.48
	(h) Income tax assets (net)	7	473.97	373.23
	(i) Deferred tax assets (MAT Credit)	8	1,341.07	1,341.07
	(j) Other Non-current assets	9	1,204.21	1,152.65
	Total non-current assets		**18,797.78**	**20,211.96**
2	**Current assets**			
	(a) Inventories	10	16,223.22	15,275.68
	(b) Financial Assets			
	(i) Trade Receivables	11	11,065.66	4,467.27
	(ii) Cash and cash equivalents	12	7.29	24.47
	(iii) Bank balances other than (ii) above	13	457.23	608.77
	(iv) Loans and advances	14	44.58	95.32
	(v) Other Financial assets	15	65.17	1,036.17
	(c) Other current assets	16	1,414.92	930.43
	(d) Assets held for Sale	16a	633.29	-
	Total current assets		**29,911.37**	**22,438.12**
	Total Assets		**48,709.14**	**42,650.08**
	EQUITY AND LIABILITIES			
1	**Equity**			
	(a) Equity Share capital	17	3,796.32	3,096.32
	(b) Other Equity	18	2,267.79	(911.26)
	Share Application Money		-	-
	(c) Non-controlling Interest		6,482.91	6,237.13
	Total Equity		**12,547.01**	**8,422.18**
	Liabilities			
2	**Non-current liabilities**			
	(a) Financial Liabilities			
	(i) Borrowings	19	2,778.39	6,531.83
	(ii) Lease liabilities	20	124.59	46.07
	(b) Provisions	21	103.75	99.48
	(c) Deferred tax liabilities (net)		-	-
	Total non-current liabilities		**3,006.74**	**6,677.38**
3	**Current liabilities**			
	(a) Financial Liabilities			
	(i) Borrowings	22	20,761.22	13,119.77
	(ii) Trade payables			
	(a) total outstanding dues of micro and small enterprises	23	164.90	175.05
	(b) total outstanding dues of other than micro and small enterprises	23	6,006.48	6,721.46
	(iii) Other financial liabilities	24	2,562.83	2,980.00
	(iv) Lease liabilities	24	24.17	25.49
	(b) Other current liabilities	25	3,160.39	4,080.66
	(c) Provisions	26	475.40	448.09
	Total current liabilities		**33,155.40**	**27,550.51**
	Total Liabilities		**36,162.13**	**34,227.89**
	Total Equity & Liabilities		**48,709.14**	**42,650.08**

See accompanying notes to financial statements

In terms of our report attached
For **A. R. Sulakhe & Co.**
Chartered Accountants
Firm Registration No. 110540W

CA. Kaustubh Deo
Partner
Mem. No. 134892

Place: Pune
Date: May 28, 2022

For and on behalf of the Board of Directors

Shivaji Akhade
Managing Director
DIN: 00006755

Sudir Mungase
Whole Time Director
DIN: 00006754

Venugopal Rao Pendyala
Chief Financial Officer

Shilpa Walunj
Company Secretary

Statement of Profit and Loss for the year ended March 31, 2022

₹ in Lakhs

	Particulars	Note No.	For the year ended March 31, 2022	For the year ended March 31, 2021
1	Revenue from operations	27	56,843.32	28,469.48
2	Other income	28	158.99	171.74
3	**Total revenue (1+2)**		**57,002.31**	**28,641.22**
4	**Expenses**			
	(a) Cost of materials consumed	29.a	40,261.24	18,636.55
	(b) (Increase) / Decrease in inventories of finished goods and work-in-progress	29.b	(366.02)	246.21
	(c) Employee benefits expenses	30	3,222.10	2,562.74
	(d) Finance costs	31	2,568.12	3,196.98
	(e) Depreciation and amortisation expense	32	2,013.56	2,043.42
	(f) Other expenses	33	9,097.11	6,169.36
	Total expenses		**56,796.13**	**32,855.26**
5	**Profit / (Loss) before exceptional items and tax (3 - 4)**		206.18	(4,214.04)
6	Exceptional items	34	563.08	26.52
7	**Profit / (Loss) before tax (5 + 6)**		769.26	(4,187.52)
8	**Tax expense:**			
	(a) Current tax expense for current year		-	-
	(b) (Less): MAT credit		-	-
	(c) Current tax expense relating to prior years		-	-
	(d) Net current tax expense		-	-
	Deferred tax		-	-
			-	-
9	**Profit / (Loss) for the year (7 - 8)**		769.26	(4,187.52)
10	**Other Comprehensive Income (OCI)**			
	Items that will not be reclassified to profit or loss			
	Remeasurements of post-employment benefit obligations-(loss)/gains		47.68	(9.57)
	Income Tax relating to this item		-	-
	Other Comprehensive Income for the year, net of tax		47.68	(9.57)
11	**Total Comprehensive Income / (Loss) for the period (9+10)**		816.94	(4,197.09)
12	**Minority Interest**		(37.99)	(294.22)
13	**Profit / (Loss) After Minority Interest**		854.93	(3,902.87)
14	**Earnings/(Loss) per share (face value of ₹ 10/- each):**			
	(a) Basic		2.09	(14.48)
	(b) Diluted		2.05	(14.48)

See accompanying notes to financial statements

In terms of our report attached
For **A. R. Sulakhe & Co.**
Chartered Accountants
Firm Registration No. 110540W

CA. Kaustubh Deo
Partner
Mem. No. 134892

Place: Pune
Date: May 28, 2022

For and on behalf of the Board of Directors

Shivaji Akhade
Managing Director
DIN: 00006755

Sudir Mungase
Whole Time Director
DIN: 00006754

Venugopal Rao Pendyala
Chief Financial Officer

Shilpa Walunj
Company Secretary

Statement of Cash Flow for the year ended March 31, 2022

₹ in Lakhs

	Particulars	For the year ended March 31, 2022	For the year ended March 31, 2021
A.	**Cash Flow from Operating Activities**		
	Profit / (Loss) before tax	769.26	(4,187.52)
	Adjustment for :		
	Depreciation	2,013.56	2,043.42
	Interest Paid & Finance Cost	2,224.09	3,196.98
	Loss/(Profit) on Sale of Property, Plant & Equipment	(8.01)	(645.93)
	Impairment of Fixed Assets / Capital work-in-progress	-	97.38
	Profit on Sale of Investment	(463.08)	-
	Liabilities written back	(10.23)	-
	Interest Income on deposits	(102.61)	(107.43)
	Forfeiture of advance	(100.00)	-
	Operating Profit before Working Capital Changes	**4,322.98**	**396.89**
	Adjustment for changes in operating assets		
	(Increase) / Decrease in Inventories	(947.54)	40.94
	(Increase) / Decrease in Trade Receivable	(6,598.39)	(1,777.78)
	(Increase) / Decrease in Loans and Advances Current	50.74	(12.37)
	(Increase) / Decrease in Other Financial Assets Current	(19.00)	9.90
	(Increase) / Decrease in Other Current Assets	(484.49)	93.07
	(Increase) / Decrease in Other Non Current Assets	(0.00)	175.36
	(Increase) / Decrease in Other Financial Assets Non-Current	(12.20)	(9.99)
	Adjustment for changes in operating liabilities		
	Increase / (Decrease) in Trade Payables	(725.14)	834.96
	Increase / (Decrease) in Other Financial Liabilities Current	(463.87)	(491.30)
	Increase / (Decrease) in Other Current Liabilities	(370.27)	580.27
	Increase / (Decrease) in Provision Current	75.00	71.82
	Increase / (Decrease) in Provision Non-Current	4.28	1.09
	Cash Generated from Operations	**(5,167.91)**	**(87.14)**
	Income tax refund received (net of payments)	(100.75)	742.39
	Net Cash from Operating Activities	**(5,268.65)**	**(655.25)**
B.	**Cash Flow from Investing Activities**		
	Acquisition of Property, plant and equipment (including capital work in progress, capital advance)	(757.01)	(224.87)
	Proceeds from Sale of Property, plant and equipment	1,005.39	310.75
	Acquisition of Other Intangible assets (Net)	(241.56)	-
	Repayment of Advance agianst Property, plant and equipment	(650.00)	(12.00)
	Receipt of Advance agianst sales of Property, plant and equipment	200.00	
	Fixed Deposit with Banks	151.54	(199.55)
	Proceeds from Sale of Investments	700.80	-
	Interest Income on deposits	102.61	107.43
	Net Cash from Investing Activities	**511.77**	**(18.24)**

Statement of Cash Flow (contd.) for the year ended March 31, 2022

₹ in Lakhs

Particulars		For the year ended March 31, 2022	For the year ended March 31, 2021
C.	**Cash Flow from Financing Activities**		
	Proceeds from Short Term Borrowings (Net of repayment)	9,581.61	1,131.84
	Repayment of Long Term Borrowings (Net of proceeds)	(5,693.61)	837.33
	Interest Paid & Finance Cost	(2,177.39)	(3,720.27)
	Payment of principal portion of lease liabilities	(34.66)	(34.74)
	Advance to others	-	-
	Proceeds from Issue of Equity Shares	726.19	152.99
	Premium on issue of equity share	2,225.06	824.63
	Proceeds from Issue of share warrants	112.50	-
	Equity component of compound financial instruments	-	61.75
	Net Cash from Financing Activities	**4,739.71**	**(746.46)**
	Net Increase / (Decrease) in Cash & Cash Equivalent	(17.18)	(109.45)
	Cash and cash equivalents at the beginning of the year	24.47	133.92
	Cash and cash equivalents at the end of the year	7.29	24.47
	Net Increase / Decrease in Cash & Cash Equivalent	(17.18)	(109.45)

See accompanying notes to financial statements

In terms of our report attached
For **A. R. Sulakhe & Co.**
Chartered Accountants
Firm Registration No. 110540W

CA. Kaustubh Deo
Partner
Mem. No. 134892

Place: Pune
Date: May 28, 2022

For and on behalf of the Board of Directors

Shivaji Akhade
Managing Director
DIN: 00006755

Sudir Mungase
Whole Time Director
DIN: 00006754

Venugopal Rao Pendyala
Chief Financial Officer

Shilpa Walunj
Company Secretary

Statement of Changes in Equity for the year ended March 31, 2022

A. EQUITY SHARE CAPITAL

₹ in Lakhs

Particulars	Amount
Balance as at April 01, 2020	2,702.76
Changes in equity share capital during the year	393.56
Balance as at March 31, 2021	**3,096.32**
Balance as at April 01, 2021	3,096.32
Changes in equity share capital during the year	700.00
Balance as at March 31, 2022	**3,796.32**

B. OTHER EQUITY

₹ in Lakhs

Particulars	Reserves and Surplus						Money received against share warrants	Total
	Securities Premium Reserve	Revaluation Reserve	Employee Stock Options outstanding	General Reserve	Retained Earnings	Equity component of compound financial instruments		
Balance as at April 01, 2020	23,792.07	90.59	-	1,202.28	(23,884.59)	-	225.00	1,425.35
Profit/(loss) for the year	-	-	-	-	(3,893.30)	-	-	(3,893.30)
Other comprehensive income for the year	1,729.51	-	-	-	(9.57)	-	-	1,719.94
Equity share premium received	-	-	-	-	-	-	-	-
Interest effect of OCD issued	-	-	-	-	-	61.75	-	61.75
Warrants converted in equity shares during the year	-	-	-	-	-	-	(225.00)	(225.00)
Balance as at March 31, 2021	**25,521.58**	**90.59**	**-**	**1,202.28**	**(27,787.47)**	**61.75**	**-**	**(911.26)**
Balance as at April 01, 2021	**25,521.58**	**90.59**	**-**	**1,202.28**	**(27,787.47)**	**61.75**	**-**	**(911.26)**
Profit/(loss) for the year	-	-	-	-	807.20	-	-	807.20
Other comprehensive income for the year	-	-	-	-	47.68	-	-	47.68
Equity share premium received	2,211.67	-	-	-	-	-	-	2,211.67
Warrants issued during the year	-	-	-	-	-	-	112.50	112.50
Balance as at March 31, 2022	**27,733.25**	**90.59**	**-**	**1,202.28**	**(26,932.59)**	**61.75**	**112.50**	**2,267.79**

Summary of significant accounting policies Note 2 - 3
See accompanying notes to financial statements Note 4 - 54
The notes referred to above form integral part of financial statements

See accompanying notes to financial statements

In terms of our report attached
For **A. R. Sulakhe & Co.**
Chartered Accountants
Firm Registration No. 110540W

CA. Kaustubh Deo
Partner
Mem. No. 134892

Place: Pune
Date: May 28, 2022

For and on behalf of the Board of Directors

Shivaji Akhade
Managing Director
DIN: 00006755

Sudir Mungase
Whole Time Director
DIN: 00006754

Venugopal Rao Pendyala
Chief Financial Officer

Shilpa Walunj
Company Secretary

Notes forming part of Consolidated Financial Statements

as at March 31, 2022

1 Group Overview

General Information:

The Consolidated Financial Statements comprise Financial Statements of Autoline Industries Limited ('The Parent Company') and its subsidiaries (collectively, the Group) for the year ended March 31, 2022. Autoline Industries Limited ('The Parent Company') is a public company domiciled in India. The Group is engaged in the business of manufacturing sheet metal stampings, welded assemblies and modules for the automotive industry. Its shares are listed on the BSE Limited (BSE) and the National Stock Exchange of India Limited (NSE) and has its Registered office is at – Survey Nos. 313, 314, 320 to 323 Nanekarwadi, Chakan, Tal: Khed Dist. Pune - 410 501, Maharashtra, India.

The Board of Directors have authorized to issue these consolidated financial statements on 28th May 2022

2 SIGNIFICANT ACCOUNTING POLICIES:

This note provides a list of the significant accounting policies adopted in the preparation of these financial statements. These policies have been consistently applied to all the years presented, unless otherwise stated

2.1 Basis of preparation of financial statements

(i) Basis of preparation:

The consolidated financial statements of the Group have been prepared in accordance with Indian Accounting Standards (Ind AS) notified under the Companies (Indian Accounting Standards) Rules, 2015 (as amended from time to time) and presentation requirements of Division II of schedule III to the Companies Act, 2013.

The consolidated financial statements have been prepared on a historical cost basis, except for the following assets and liabilities which have been measured at fair value:

- Derivative financial instruments;
- Certain financial assets and liabilities measured at fair value (refer accounting policy regarding financial instruments).

These consolidated financial statements are presented in INR and all values are rounded to the nearest lacs, except when otherwise indicated.

(ii) Basis of consolidation:

The consolidated financial statements comprise the financial statements of the Holding Company and its subsidiaries as at March 31, 2022 and March 31, 2021 respectively.

The consolidated Financial Statements of the Group represents consolidation of Company's Financial Statements with Subsidiary Companies namely Autoline Design Software Ltd., Autoline Industrial Parks Ltd., Koderat Investments Ltd. (Cyprus) and Autoline Locomotive Parts LLP. (collectively referred to as 'the Group').

Name of the Entity	Relationship	Place of business / country of incorporation	Proportionate beneficial ownership interest/ voting power
Autoline Design Software Ltd.	Subsidiary	India	100%
Autoline Industrial Parks Ltd.	Subsidiary	India	43.26%
Koderat Investments Ltd.	Subsidiary	Cyprus	100
Autoline Locomotive Parts LLP	Subsidiary	India	65%

Control is achieved when the Group is exposed, or has rights, to variable returns from its involvement with the investee and has the ability to affect those returns through its power over the investee. Specifically, the Group controls an investee if and only if the Group has:

- Power over the investee (i.e. existing rights that give it the current ability to direct the relevant activities of the investee)
- Exposure, or rights, to variable returns from its involvement with the investee, and
- The ability to use its power over the investee to affect its returns.

Generally, there is a presumption that a majority of voting rights result in control. To support this presumption and when the Group has less than a majority of the voting

Notes forming part of Consolidated Financial Statements

as at March 31, 2022

or similar rights of an investee, the Group considers all relevant facts and circumstances in assessing whether it has power over an investee, including:

- The contractual arrangement with the other vote holders of the investee
- Rights arising from other contractual arrangements
- The Group's voting rights and potential voting rights
- The size of the Group's holding of voting rights relative to the size and dispersion of the holdings of the other voting rights holders

The Group re-assesses whether or not it controls an investee if facts and circumstances indicate that there are changes to one or more of the three elements of control. Consolidation of a subsidiary begins when the Group obtains control over the subsidiary and ceases when the Group loses control of the subsidiary. Assets, liabilities, income and expenses of a subsidiary acquired or disposed of during the year are included in the consolidated financial statements from the date the Group gains control until the date the Group ceases to control the subsidiary.

Consolidated financial statements are prepared using uniform accounting policies for like transactions and other events in similar circumstances. If a member of the Group uses accounting policies other than those adopted in the consolidated financial statements for like transactions and events in similar circumstances, appropriate adjustments are made to that Group member's financial statements in preparing the consolidated financial statements to ensure conformity with the Group's accounting policies.

(iii) Consolidation procedure:

- Combine like items of assets, liabilities, equity, income, expenses and cash flows of the parent with those of its subsidiaries. For this purpose, income and expenses of the subsidiary are based on the amounts of the assets and liabilities recognised in the consolidated financial statements at the acquisition date.
- Offset (eliminate) the carrying amount of the parent's investment in each subsidiary and the parent's portion of equity of each subsidiary. Business combinations policy explains how to account for any related goodwill.
- Eliminate in full intra-group assets and liabilities, equity, income, expenses and cash flows relating to transactions between entities of the Group (profits or losses resulting from intra group transactions that are recognised in assets, such as inventory and fixed assets, are eliminated in full). Intra group losses may indicate an impairment that requires recognition in the consolidated financial statements. Ind AS12 Income Taxes applies to temporary differences that arise from the elimination of profits and losses resulting from intra- group transactions.

Profit or loss and each component of other comprehensive income (OCI) are attributed to the equity holders of the parent of the Group and to the non-controlling interests, even if this results in the non-controlling interests having a deficit balance. When necessary, adjustments are made to the financial statements of subsidiaries to bring their accounting policies into line with the Group's accounting policies. All intra-group assets and liabilities, equity, income, expenses and cash flows relating to transactions between members of the Group are eliminated in full on consolidation.

A change in the ownership interest of a subsidiary, without a loss of control, is accounted for as an equity transaction. If the Group loses control over a subsidiary, it:

- Derecognises the assets (including goodwill) and liabilities of the subsidiary at their carrying amounts at the date when control is lost
- Derecognises the carrying amount of any non-controlling interests
- Derecognises the cumulative translation differences recorded in equity
- Recognises the fair value of the consideration received
- Recognises the fair value of any investment retained

Notes forming part of Consolidated Financial Statements

as at March 31, 2022

- Recognises any surplus or deficit in the statement of profit and loss
- Reclassifies the Holding Company's share of components previously recognised in OCI to the statement of profit and loss or retained earnings, as appropriate, as would be required if the Group had directly disposed of the related assets or liabilities

2.2 Revenue recognition:

The Group generates revenue principally from –

Sale of goods:

The Group recognizes revenue when 'control' of the promised goods underlying the particular performance obligation is transferred to the customer in an amount that reflects the consideration it expects to receive in exchange for those goods. Control of products passes to the customers, at a point in time which is usually upon delivery of goods to the customer / carrier. Revenue is recognized at that point in time. Revenue excludes taxes collected from customers on behalf of the government.

For contracts that permit the customer to return an item, under Ind AS 115 revenue is recognized to the extent that it is probable that a significant reversal in the amount of cumulative revenue recognized will not occur. Therefore, the amount of revenue recognized is adjusted for expected returns, which are estimated based on the historical data. Returned goods are exchanged only for new goods – i.e. no cash refunds are offered. In such circumstances, a refund liability, and a right to recover returned goods asset are recognized. The amount disclosed as revenue is net of Goods and Services Tax collected on behalf of third parties.

Sale of tools:

Tooling contracts are the fixed price contracts to build a specific tool (asset). Under these contracts a performance obligation is satisfied when control of such assets underlying the particular performance obligation is transferred to the customer. Hence, revenue from tooling contracts is recognized when such tools are transferred to the customers since the customer receives and consumes the benefits at the end of the contract.

Generally, the Group receives short-term tooling advances from its customers which are utilized for providing advance to supplier of the tool. Using the practical expedient in Ind AS 115, the Group does not adjust the promised amount of consideration for the effects of any significant financing component.

Sale of Services:

In contracts involving the rendering of services, revenue is measured using the proportionate completion method and are recognized net of service tax or goods and service tax as applicable.

Other Income

Interest:

Interest Income from a financial asset is recognized when it is probable that the economic benefits will flow to the Group and the amount of income can be measured reliably. Interest income is accrued on a time basis, by reference to the principal outstanding and at the effective interest rate applicable.

Dividend income: Dividend income is recognized when the Group's right to receive is established by the reporting date.

Contract liabilities:

A contract liability is the obligation to transfer goods or services to a customer for which the Group has received consideration (or an amount of consideration is due) from the customer. If a customer pays consideration before the Group transfers goods or services to the customer, a contract liability is recognized when the payment is made or the payment is due (whichever is earlier). Contract liabilities are recognized as revenue when the Group performs under the contract.

2.3 Current and Non-current classification

The Group presents assets and liabilities in the balance sheet based on current/ non-current classification.

An asset is treated as current when it is:

- Expected to be realized or intended to be sold or consumed in normal operating cycle.
- Held primarily for the purpose of trading.

Notes forming part of Consolidated Financial Statements

as at March 31, 2022

- Expected to be realized within twelve months after the reporting period, or
- Cash or Cash equivalent unless restricted from being exchanged or used to settle a liability for at least twelve months after the reporting period.

All other assets are classified as non-current.

A liability is current when:

- It is expected to be settled in normal operating cycle.
- It is held primarily for the purpose of trading.
- It is due to be settled in twelve months after the reporting period, or
- There is no unconditional right to defer the settlement of the liability for at least twelve months after the reporting period.

The Group classifies all other liabilities as non-current.

Deferred tax assets and liabilities are classified as non-current assets and liabilities respectively.

The operating cycle is the time between the acquisition of assets for processing and their realization in cash and cash equivalents. The Group has identified twelve months as its normal operating cycle.

2.4 Foreign currency transactions and translation:

Items included in the financial statements of the Group are measured using the currency of the primary economic environment in which the Group operates ('the functional currency'). The financial statements are presented in Indian rupees (INR), which is the Group's functional and presentation currency.

Foreign currency transactions are translated into the functional currency using the exchange rates prevailing as at the dates of the transactions.

Monetary assets and liabilities denominated in foreign currencies are translated into the functional currency at the closing exchange rate prevailing as at the reporting date.

Non-monetary assets and liabilities denominated in a foreign currency are translated using the exchange rate prevalent, at the date of initial recognition (in case measured at historical cost) or at the date when the fair value is determined (in case measured at fair value).

Foreign exchange gain and loses resulting from the settlement of such transaction and from translation of monetary assets and liabilities denominated foreign currencies at year end exchange rates are generally recognized in profit and loss. Foreign exchange difference regarded as an adjustment to borrowing cost are presented in the statement of profit and loss, within finance costs.

All other foreign exchange gain and losses are presented in the statement of profit and loss on net basis within other income / other expenses.

Group companies

On consolidation, the assets and liabilities of foreign operations are translated into INR at the rate of exchange prevailing at the reporting date and their statements of profit and loss are translated at exchange rates prevailing at the dates of the transactions. For practical reasons, the Group uses an average rate to translate income and expense items, if the average rate approximates the exchange rates at the dates of the transactions.

The exchange differences arising on translation on consolidation are recognized in OCI. On disposal of foreign operation, the component of OCI relating to that particular foreign operation is recognized in the statement of profit or loss.

2.5 Fair Value Measurement

The Group measures financial instruments at fair value on initial recognition. Fair value is the price that would be received to sell an asset or paid to transfer a liability in an orderly transaction between market participants at the measurement date. The fair value measurement is based on the presumption that the transaction to sell the asset or transfer the liability takes place either:

- In the principal market for the asset or liability, or
- In the absence of a principal market, in the most advantageous market for the asset or liability

Notes forming part of Consolidated Financial Statements

as at March 31, 2022

The principal or the most advantageous market must be accessible by the Group.

The fair value of an asset or a liability is measured using the assumptions that market participants would use when pricing the asset or liability, assuming that market participants act in their economic best interest.

A fair value measurement of a non-financial asset takes into account a market participant's ability to generate economic benefits by using the asset in its highest and best use or by selling it to another market participant that would use the asset in its highest and best use.

The Group uses valuation techniques that are appropriate in the circumstances and for which sufficient data are available to measure fair value, maximizing the use of relevant observable inputs and minimizing the use of unobservable inputs.

All assets and liabilities for which fair value is measured or disclosed in the financial statements are categorized within the fair value hierarchy, described as follows, based on the lowest level input that is significant to thefair value measurement as a whole:

- Level 1 - Quoted (unadjusted) market prices in active markets for identical assets or liabilities
- Level 2 - Valuation techniques for which the lowest level input that is significant to the fair value measurement is directly or indirectly observable
- Level 3 - Valuation techniques for which the lowest level input that is significant to the fair value measurement is unobservable

For assets and liabilities that are recognised in the consolidated financial statements on a recurring basis, the Group determines whether transfers have occurred between levels in the hierarchy by re-assessing categorization (based on the lowest level input that is significant to the fair value measurement as a whole) at the end of each reporting period.

External valuers are involved for valuation of significant assets, such as properties and unquoted financial assets. Involvement of external valuers is decided upon annually by the management. Selection criteria include market knowledge, reputation, independence and whether professional standards are maintained. The management decides, after discussions with the Group's external valuers, which valuation techniques and inputs to use for each case.

For the purpose of fair value disclosures, the Group has determined classes of assets and liabilities on the basis of the nature, characteristics and risks of the asset or liability and the level of the fair value hierarchy as explained above.

This note summarises accounting policy for fair value.

- Disclosures for valuation methods, significant estimates and assumptions – (Refer Note No. 35)
- Financial instruments (including those carried at amortised cost) (Refer Note No. 35 and 36)

2.6 Property, plant and equipment:

Freehold land is carried at historical cost. All other items of property, plant and equipment are stated at historical cost less depreciation less impairment loss, if any. Historical cost comprises of purchase price, including non-refundable purchase taxes, after deducting trade discounts and rebates, any directly attributable cost of bringing the item to its working condition for its intended use and direct overheads for self-constructed assets and other direct costs incurred up to the date the asset is ready for its intended use.

Subsequent costs are included in the asset's carrying amount or recognized as a separate asset, as appropriate, only when it is probable that future economic benefits associated with the item will flow to the Group and the cost of the item can be measured reliably. The carrying amount of any component accounted for as a separate asset is derecognized when replaced. All other repairs and maintenance are charged to profit or loss during the reporting period in which they are incurred.

Depreciation methods, estimated useful lives and residual value:

Depreciation is provided on a pro-rata basis on the straight line method over the estimated useful life of the assets as prescribed in Schedule II to the Companies Act, 2013

Notes forming part of Consolidated Financial Statements
as at March 31, 2022

Asset Useful Life	
Building – Factory	30 Years
Building - Office	60 Years
Plant and Machinery	15 Years(Single Shift basis)
Tools & Dies	15 Years (Single Shift basis)
Electrical Fittings	10 Years
Vehicles	8 Years
Computers	3 Years
Software	6 Years
Office Equipments	5 Years
Furniture & Fittings	10 Years

An asset's carrying amount is written down immediately to its recoverable amount if the asset's carrying amount is greater than its estimated recoverable amount.

Gains and losses on disposals are determined by comparing proceeds with carrying amount and are recognized as income or expense in the statement of profit and loss.

2.7 Intangible asset:

Intangible Assets are stated at acquisition cost, net of accumulated amortization and accumulated impairment losses, if any. After initial recognition, an intangible asset is carried at its cost less any accumulated amortization and any accumulated impairment loss. Subsequent expenditure is capitalized only when it increases the future economic benefits from the specific asset to which it relates. Intangible assets are amortized on a straight line basis over their estimated useful lives ranging from 3-5 years. The amortization period and amortization method are reviewed as at each financial year end. If the expected useful life of the asset is significantly different from previous estimates, the amortization period is changed accordingly.

Gains or losses arising from the retirement or disposal of an intangible asset are determined as the difference between the net disposal proceeds and the carrying amount of the asset and recognized as income or expense in the Statement of Profit and Loss.

Internally generated intangible asset

Research costs are charged to the statement of Profit and Loss in the year in which they are incurred.

Product development costs incurred on electric two-wheeler are recognized as intangible assets, when feasibility has been established, the Group has committed technical, financial and other resources to complete the development and it is probable that asset will generate future economic benefits.

The cost of an internally generated intangible asset is the sum of directly attributable expenditure incurred from the date when the intangible asset first meets the recognition criteria to the completion of its development.

Product development costs is amortized over the life of the related product, being a period of 24 months to 120 months. Product development expenditure is measured at cost less accumulated amortization and impairment, if any.

Amortization is not recorded on product in progress until development is complete.

De-recognition of intangible assets

An item of intangible assets is derecognized on disposal or when fully amortized and no longer in use. Any gain or loss arising from de-recognition of an item of intangible assets is included in profit or loss

2.8 Non-current assets classified as held for sale/ distribution to owners and discontinued operations

Non-current assets are classified as held for sale if their carrying amount will be recovered principally through a sale transaction rather than through continuing use and a sale is considered highly probable. They are measured at the lower of their carrying amount and fair value less cost to sell.

An impairment loss is recognised for any initial or subsequent write down of the asset to fair value less cost to sell. A gain is recognized for any subsequent increase in fair value less cost to sell of an asset, but not in excess of any cumulative impairment loss previously recognized. A gain or loss not previously recognized by the date of sale of the non-current asset is recognized at the date of de-recognition.

Notes forming part of Consolidated Financial Statements

as at March 31, 2022

Non-current assets are not depreciated or amortized while they are classified as held for sale.

Non-current assets classified as held for sale are presented separately from the other assets in the balance sheet.

2.9 Borrowings:

Borrowings are initially recognized at fair value, net of transaction costs incurred. Borrowings are subsequently measured at amortized cost. Any difference between the proceeds (net of transaction costs) and the redemption amount is recognized in profit or loss over the period of the borrowings using the effective interest method. Fees paid on the establishment of loan facilities are recognized as transaction costs of the loan to the extent that it is probable that some or all of the facility will be drawn down. In this case, the fee is deferred until the draw down occurs. To the extent there is no evidence that it is probable that some or all of the facility will be drawn down, the fee is capitalized as a prepayment for liquidity services and amortized over the period of the facility to which it relates.

Borrowings are classified as current liabilities unless the Group has an unconditional right to defer settlement of liability for at least 12 months after the reporting period. Where there is a breach of a material provision of a long term loan arrangement on or before the end of the reporting period with the effect that the liability becomes payable on demand on the reporting date, the entity does not classify the liability as current, if the lender agreed, after the reporting period and before the approval of the financial statements for issue, not to demand payment as a consequence of the breach.

Borrowings are removed from the balance sheet when the obligation specified in the contract is discharged, cancelled or expired. The difference between the carrying amount of a financial liability that has been extinguished or transferred to another party and the consideration paid, including any non-cash assets transferred or liabilities assumed, is recognized in profit or loss as other income / expenses.

2.10 Borrowing costs:

General and specific borrowing costs that are directly attributable to the acquisition, construction or production of a qualifying asset are capitalized during the period of time that is required to complete and prepare the asset for its intended use or sale. Qualifying assets are assets that necessarily take a substantial period of time to get ready for their intended use or sale. Investment income earned on the temporary investment of specific borrowing pending their expenditure on qualifying assets is deducted from the borrowing costs eligible for capitalization. Other borrowing costs are expensed in the period in which they are incurred.

2.11 Leases

The Group assesses at contract inception whether a contract is, or contains, a lease. That is, if the contract conveys the right to control the use of an identified asset for a period of time in exchange for consideration.

Group as a lessee

The Group recognizes a right-of-use asset and a lease liability at the lease commencement date. The right-of-use asset is initially measured at cost, which comprises the initial amount of the lease liability adjusted for any lease payments made at or before the commencement date, plus any initial direct costs incurred and an estimate of costs to dismantle and remove the underlying asset or to restore the underlying asset or the site on which it is located, less any lease incentives received.

The right-of-use asset is subsequently depreciated using the straight-line method from the commencement date to the earlier of the end of the useful life of the right-of-use asset or the end of the lease term. The estimated useful lives of right-of-use assets are determined on the same basis as those of property and equipment. In addition, the right-of-use asset is periodically reduced by impairment losses, if any, and adjusted for certain re-measurements of the lease liability.

The Group presents right-of-use assets that do not meet the definition of investment property in'property, plant and equipment' and lease liabilities in 'loans and borrowings' in the financial statements. (Refer Note 4.5)

The lease liability is initially measured at the present value of the lease payments that are not paid at the commencement date, discounted using the interest rate implicit in the lease or, if that rate cannot be readily

Notes forming part of Consolidated Financial Statements

as at March 31, 2022

determined, Group's incremental borrowing rate. Generally, the Group uses its incremental borrowing rate as the discount rate.

Lease payments included in the measurement of the lease liability comprise the following:

- Fixed payments, including in-substance fixed payments less any lease incentives receivable;
- Variable lease payments that depend on a rate, initially measured using the rate as at the commencement date;
- Amounts expected to be payable under a residual value guarantee; and
- The exercise price of a purchase option if the Group is reasonably certain to exercise that option and.
- Payments of penalties for terminating the lease, if the lease term reflects the Group exercising that option

The lease liability is measured at amortized cost using the effective interest method. If the rate can not be determined readily, the Group's incremental borrowing rate is used, being the rate that the Group would have to pay to borrow the funds necessary to obtain an asset of similar value to the right of use asset in a similar economic environment with similar terms, security and conditions.

To determine the incremental borrowing rate, the Group:

- Where possible, uses recent third-party financing received as a starting point, adjusted to reflect changes in financing conditions since third party financing was received
- Makes adjustments specific to the lease e.g. term, country, currency and security

Lease payments are allocated between principal and finance cost. The finance cost is charged to profit or loss over the lease period so as to produce a constant periodic rate of interest on the remaining balance of the liability of each period.

Group as a lessor

Lease income from operating leases where the Group is a lessor is recognized in income on a straight-line basis over the lease term unless the receipts are structured to increase in line with expected general inflation to compensate for the expected inflationary cost increases. The respective leased assets are included in the balance sheet based on their nature. The Group did not need to make any adjustments to the accounting for assets held as lessor under operating lease as a result of the adoption of Ind AS 116.

Short-term leases and leases of low-value assets

The Group has elected not to recognize right-of-use assets and lease liabilities for short term leases that have a lease term of 12 months. The Group recognizes the lease payments associated with these leases as an expense on a straight-line basis over the lease term.

2.12 Inventories:

Raw materials and stores, work in progress and finished goods are stated at the lower of cost and net realizable value. Cost of raw materials comprises cost of purchases inward freight and other incidental expenses net of GST, wherever applicable Cost of work-in- progress and finished goods comprises direct materials, direct labour and an appropriate proportion of variable and fixed overhead expenditure, the latter being allocated on the basis of normal operating capacity.

Cost of inventories also include all other costs incurred in bringing the inventories to their present location and condition. Costs are assigned to individual items of inventory on the basis of FIFO basis. Goods in transit is valued at cost incurred till date. Costs of purchased inventory are determined after deducting rebates and discounts. Net realizable value is the estimated selling price in the ordinary course of business less the estimated costs of completion and the estimated costs necessary to make the sale.

Tools and Dies under process have been valued on percentage completion based on estimated cost of production and development of respective tools and dies.

Scrap is valued at net realizable value.

Notes forming part of Consolidated Financial Statements

as at March 31, 2022

2.13 Employee benefits:

(i) Short-term obligations

Liabilities for wages and salaries, including non-monetary benefits that are expected to be settled wholly within 12 months after the end of the period in which the employees render the related service are recognized in respect of employees' services up to the end of the reporting period and are measured at the amounts expected to be paid when the liabilities are settled. The liabilities are presented as current employee benefit obligations in the balance sheet.

(ii) Other long-term employee benefit obligations

The liabilities for earned leave and sick leave are not expected to be settled wholly within 12 months after the end of the period in which the employees render the related service. They are therefore measured as the present value of expected future payments to be made in respect of services provided by employees up to the end of the reporting period using the projected unit credit method. The benefits are discounted using the market yields at the end of the reporting period that have terms approximating to the terms of the related obligation. Re-measurements as a result of experience adjustments and changes in actuarial assumptions are recognized in profit or loss. The obligations are presented as current liabilities in the balance sheet if the entity does not have an unconditional right to defer settlement for at least twelve months after the reporting period, regardless of when the actual settlement is expected to occur.

(iii) Post-employment obligations

The Group operates the following post-employment schemes:

(a) Defined benefit plans such as gratuity; and

(b) Defined contribution plans such as provident fund.

(a) Defined benefit plans such as gratuity

Gratuity obligations:

The liability or asset recognized in the balance sheet in respect of defined benefit gratuity plans is the present value of the defined benefit obligation at the end of the reporting period less the fair value of plan assets. The defined benefit obligation is calculated annually by actuaries using the projected unit credit method.

The present value of the defined benefit obligation is determined by discounting the estimated future cash outflows by reference to market yields at the end of the reporting period on government bonds that have terms approximating to the terms of the related obligation. The net interest cost is calculated by applying the discount rate to the net balance of the defined benefit obligation and the fair value of plan assets. This cost is included in employee benefit expense in the statement of profit and loss. Re-measurement gains and losses arising from experience adjustments and changes in actuarial assumptions are recognized in the period in which they occur, directly in other comprehensive income. They are included in retained earnings in the statement of changes in equity and in the balance sheet. Changes in the present value of the defined benefit obligation resulting from plan amendments or curtailments are recognized immediately in profit or loss as past service cost.

(b) Defined contribution plans such as provident fund.

Provident fund :

Contribution towards provident fund for certain employees is made to the regulatory authorities,where the Group has no further obligations. Such benefits are classified as Defined Contribution Schemes as the Group does not carry any further obligations, apart from the contributions made on a monthly basis.

2.14 Financial instruments:

Financial assets and liabilities are recognized when the Group becomes a party to the contractual provisions of the instruments and are initially measured at fair value. Transaction costs that are directly attributable to the acquisition or issue of financial assets and liabilities (other than financial assets and financial liabilities at fair value through profit or loss) are added to or deducted from the fair value of the financial assets or liabilities on initial recognition. Transaction costs directly attributable to the acquisition of financial assets or financial liabilities at fair value through profit or loss are recognized immediately in profit or loss

(i) Classification

The Group classifies its financial assets in the following measurement categories:

- those to be measured subsequently at fair value (either through other comprehensive income, or through profit or loss) (FVTOCI /FVTPL), and

Notes forming part of Consolidated Financial Statements

as at March 31, 2022

- those measured at amortized cost.

The classification depends on the entity's business model for managing the financial assets and the contractual terms of the cash flows. For assets measured at fair value, gains and losses will either be recorded in profit or loss or other comprehensive income. For investments in debt instruments, this will depend on the business model in which the investment is held.

For investments in equity instruments, this will depend on whether the Group has made an irrevocable election at the time of initial recognition to account for the equity investment at fair value through other comprehensive income.

Financial liabilities are classified as measured at amortized cost or FVTPL. A financial liability is classified as at FVTPL if it is classified as held- for-trading, or it is a derivative or it is designated as such on initial recognition.

(ii) Measurement

At initial recognition, the Group measures a financial asset at its fair value plus, in the case of a financial asset not at fair value through profit or loss, transaction costs that are directly attributable to the acquisition of the financial asset. Transaction costs of financial assets carried at fair value through profit or loss are expensed in profit or loss.

Subsequent measurement of debt instruments depends on the Group's business models for managing the assets and the cash flow characteristics of the assets. There are three measurement categories into which the Group classifies its debt instruments:

Amortized cost: Assets that are held for collection of contractual cash flows where those cash flows represent solely payments of principal and interest are measured at amortized cost. Again or loss on a debt investment that is subsequently measured at amortized cost and is not part of a hedging relationship is recognized in profit or loss when the asset is derecognized or impaired. Interest income from these financial assets is included in finance income using the effective interest rate method.

Fair Value through Other Comprehensive Income (FVOCI): Assets that are held for collection of contractual cash flows and for selling the financial assets, where the assets' cash flows represent solely payments of principal and interest, are measured at FVOCI. Movements in the carrying amount are taken through Other Comprehensive Income (OCI), except for the recognition of impairment gains or losses, interest revenue and foreign exchange gains and losses which are recognised in statement of profit and loss. When the financial asset is derecognised, the cumulative gain or loss previously recognised in OCI is reclassified from equity to profit or loss and recognised in other gains/ (losses).Interest income from these financial assets is included in other income using the effective interest rate method.

Fair value through profit or loss: Assets that do not meet the criteria for amortised cost or FVOCI are measured at fair value through profit or loss. A gain or loss on a debt investment that is subsequently measured at fair value through profit or loss and is not part of a hedging relationship is recognised in profit or loss and presented net in the statement of profit and loss within other gains/ (losses) in the period in which it arises. Interest income from these financial assets is included in other income.

Equity instruments:

The Group subsequently measures all equity investments at fair value. Where the Group's management has elected to present fair value gains and losses on equity investments in other comprehensive income, there is no subsequent reclassification of fair value gains and losses to profit or loss. Dividends from such investments are recognised in profit or loss as other income when the Group's right to receive payments is established. Changes in the fair value of financial assets at fair value through profit or loss are recognised in other gain/ (losses) in the statement of profit and loss.

Impairment losses (and reversal of impairment losses) on equity investments measured at FVOCI are not reported separately from other changes in fair value.

Financial liabilities at FVTPL are measured at fair value and net gains and losses, including any interest expense, are recognized in profit or loss. Other financial liabilities (that are not held for trading or not designated at fair value through profit or loss) are measured at amortized cost at the end of subsequent accounting periods. The carrying

Notes forming part of Consolidated Financial Statements

as at March 31, 2022

amounts of financial liabilities that are subsequently measured at amortized cost are determined based in the effective interest method. Effective interest method is a method of calculating amortized cost of a financial liability and of allocating interest expense over the relevant period. The effective interest rate is the rate that exactly discounts estimated future cash payments (including all fees, transaction costs and other premiums or discounts) through the expected life of the financial liability, or (where appropriate) a shorter period, to the net carrying amount on initial recognition.

Financial liabilities denominated in a foreign currency and are measured at amortized cost at the end of each reporting period, the foreign exchange gains and losses are determined based on the amortized cost of the instruments and are recognized in the Statement of Profit or Loss.

The fair value of financial liabilities denominated in a foreign currency is determined in that foreign currency and translated at the spot rate at the end of the reporting period. For financial liabilities that are measured at fair value through profit or loss, the foreign exchange component forms part of the fair value gains or losses and is recognized in the Statement of Profit and Loss.

(iii) Impairment of financial assets:

The Group assesses on a forward looking basis the expected credit losses associated with its assets carried at amortized cost and debt instruments. The impairment methodology applied depends on whether there has been a significant increase in credit risk. For trade receivables only, the Group applies the simplified approach permitted by Ind AS 109 Financial Instruments, which requires expected lifetime losses to be recognized from initial recognition of the receivables.

An impairment loss for financial assets is reversed if the reversal can be related objectively to an event occurring after the impairment loss has been recognized.

(iv) Derecognition

A financial asset is derecognised only when

** The Group has transferred the rights to receive cash flows from the financial asset or*

** Retains the contractual rights to receive the cash flows of the financial asset but assumes a contractual obligation to pay the cash flows to one or more recipients.*

Where the entity has transferred an asset, the Group evaluates whether it has transferred substantially all risks and rewards of ownership of the financial asset. In such cases, the financial asset is derecognised. Where the entity has not transferred substantially all risks and rewards of ownership of the financial asset, the financial asset is not derecognised. Where the entity has neither transferred a financial asset nor retains substantially all risks and rewards of ownership of the financial asset, the financial asset is derecognised if the Group has not retained control of the financial asset. Where the Group retains control of the financial asset, the asset is continued to be recognised to the extent of continuing involvement in the financial asset. On derecognition of a financial asset, the difference between the asset's carrying amount and the sum of consideration received and receivable and the cumulative gain or loss that had been recognized in other comprehensive income, if any, is recognized in the Statement of Profit or Loss if such gain or loss would have otherwise been recognized in profit or loss on disposal of the financial asset.

Financial liabilities are derecognized when, and only when, the obligations are discharged, cancelled or have expired. An exchange with a lender of a debt instruments with substantially different terms is accounted for as an extinguishment of the original financial liability and a recognition of a new financial liability. Similarly, a substantial modification of the terms of an existing financial liability is accounted for as an extinguishment of the original financial liability and the recognition of a new financial liability. The difference between the carrying amount of a financial liability derecognized and the consideration paid or payable is recognized in the Statement of Profit or Loss."

2.15 Offsetting financial instruments:

Financial assets and liabilities are offset and the net amount is reported in the balance sheet where there is a legally enforceable right to offset the recognized amounts and there is an intention to settle on a net basis or realize the asset and settle the liability simultaneously. The legally enforceable right must not be contingent on future events and must be enforceable in the normal course of business and in the event of default, insolvency or bankruptcy of the group or the counterparty.

Notes forming part of Consolidated Financial Statements

as at March 31, 2022

2.16 Impairment of non-financial assets:

In accordance with Ind AS 36 on "Impairment of Assets" at the balance sheet date, non-financial assets are reviewed for impairment losses whenever events or changes in circumstances indicate that the carrying amount may not be recoverable. For the purpose of assessing impairment, the smallest identifiable group of assets that generates cash inflows from continuing use that are largely independent of the cash inflows from other assets or groups of assets, is considered as a cash generating unit. If any such indication exists, an estimate of the recoverable amount of the asset/cash generating unit is made. Assets whose carrying value exceeds their recoverable amount are written down to the recoverable amount. Recoverable amount is higher of an asset's or cash generating unit's net selling price and its value in use. Assessment is also done at each Balance Sheet date as to whether there is any indication that an impairment loss recognized for an asset in prior accounting periods may no longer exist or may have decreased.

2.17 Cash and cash equivalents:

For the purpose of presentation in the statement of cash flows, cash and cash equivalents includes cash on hand, deposits held at call with financial institutions, other short-term, highly liquid investments with original maturities of three months or less that are readily convertible to known amounts of cash and which are subject to an insignificant risk of changes in value, and bank overdrafts. Bank overdrafts are shown within borrowings in current liabilities in the balance sheet.

2.18 Trade receivables:

Trade receivables are recognized initially at fair value and subsequently measured at amortized cost using the effective interest method, less loss allowances if any

2.19 Trade and other payables:

These amounts represent liabilities for goods and services provided to the Group prior to the end of financial year which are unpaid. Trade and other payables are presented as current liabilities unless payment is not due within 12 months after the reporting period. They are recognized initially at their fair value and subsequently measured at amortized cost using the effective interest method.

2.20 Earnings per share:

(i) Basic earnings per share

Basic earnings per share is calculated by dividing:

- the profit attributable to owners of the Group
- by the weighted average number of equity shares outstanding during the financial year.

(ii) Diluted earnings per share

Diluted earnings per share adjusts the figures used in the determination of basic earnings per share to take into account:

- the after income tax effect of interest and other financing costs associated with dilutive potential equity shares, and
- the weighted average number of additional equity shares that would have been outstanding assuming the conversion of all dilutive potential equity shares.

2.21 Income tax:

The income tax expense or credit for the period is the tax payable on the current period's taxable income based on the applicable income tax rate for each jurisdiction adjusted by changes in deferred tax assets and liabilities attributable to temporary differences and to unused tax losses.

The current income tax charge is calculated on the basis of the tax laws enacted or substantively enacted at the end of the reporting period. Management periodically evaluates positions taken in tax returns with respect to situations in which applicable tax regulation is subject to interpretation. It establishes provisions where appropriate on the basis of amounts expected to be paid to the tax authorities.

Deferred income tax is provided in full, using the liability method, on temporary differences arising between the tax bases of assets and liabilities and their carrying amounts in the financial statements. Deferred income tax is determined using tax rates (and laws) that have been enacted or substantially enacted by the end of the reporting period and are expected to apply when the related deferred income tax asset is realized or the deferred income tax liability is settled. Deferred

Notes forming part of Consolidated Financial Statements

as at March 31, 2022

tax assets are recognized for all deductible temporary differences and unused tax losses only if it is probable that future taxable amounts will be available to utilize those temporary differences and losses.

Deferred tax assets and liabilities are offset when there is a legally enforceable right to offset current tax assets and liabilities and when the deferred tax balances relate to the same taxation authority. Current tax assets and tax liabilities are offset where the entity has a legally enforceable right to offset and intends either to settle on a net basis, or to realize the asset and settle the liability simultaneously.

Current and deferred tax is recognized in profit or loss, except to the extent that it relates to items recognized in other comprehensive income or directly in equity. In this case, the tax is also recognized in other comprehensive income or directly in equity, respectively.

2.22 Provisions:

Provisions are recognized when the Group has a present legal or constructive obligation as a result of past events, it is probable that an outflow of resources will be required to settle the obligation and the amount can be reliably estimated. Provisions are not recognized for future operating losses. Provisions for restructuring are recognized by the Group when it has developed a detailed formal plan for restructuring and has raised a valid expectation in those affected that the Group will carry out the restructuring by starting to implement the plan or announcing its main features to those affected by it.

Where there are a number of similar obligations, the likelihood that an outflow will be required in settlement is determined by considering the class of obligations as a whole. A provision is recognized even if the likelihood of an outflow with respect to any one item included in the same class of obligations may be small.

Provisions are measured at the present value of management's best estimate of the expenditure required to settle the present obligation at the end of the reporting period. The discount rate used to determine the present value is a pre-tax rate that reflects current market assessments of the time value of money and the risks specific to the liability. The increase in the provision due to the passage of time is recognized as interest expense.

The measurement of provision for restructuring includes only direct expenditures arising from the restructuring, which are both necessarily entailed by the restructuring and not associated with the ongoing activities of the Group.

A disclosure for a contingent liability is made where there is a possible obligation that arises from past events and the existence of which will be confirmed only by the occurrence or non-occurrence of one or more uncertain future events not wholly within the control of the Group or a present obligation that arises from the past events where it is either not probable that an outflow of resources will be required to settle the obligation or a reliable estimate of the amount cannot be made.

2.23 Segment reporting:

Operating segments are reported in a manner consistent with the internal reporting provided to the chief operating decision maker.

2.24 Government Grants:

Government grants are recognised where there is reasonable assurance that the grant will be received and all attached conditions will be complied with. When the grant or subsidy relates to revenue, it is recognized as income on a systematic basis in the statement of profit and loss over the periods necessary to match them with the related costs, which they are intended to compensate. Where the grant relates to an asset, it is recognized as deferred income and is allocated to statement of profit and loss over the periods and in the proportions in which depreciation on those assets is charged.

When loans or similar assistance are provided by governments or related institutions, with an interest rate below the current applicable market rate, the effect of this favorable interest is regarded as a government grant. The loan or assistance is initially recognised and measured at fair value and the government grant is measured as the difference between the initial carrying value of the loan and the proceeds received. The loan is subsequently measured as per the accounting policy applicable to financial liabilities.

2.25 Derivatives:

The Group enters into certain derivative contracts to hedge risks which are not designated as Hedges. Such contracts are accounted for at fair value through profit or loss and are included in other income / expenses.

Notes forming part of Consolidated Financial Statements

as at March 31, 2022

2.26 Cash flow Statement:

Cash flows are reported using the indirect method, where by profit for the period is adjusted for the effects of transactions of a non-cash nature, any deferrals or accruals of past or future operating cash receipts or payments and item of income or expenses associated with investing or financing cash flows. The cash flows from operating, investing and financing activities of the Group are segregated.

2.27 Events occurring after the Reporting Date

Adjusting events (that provides evidence of condition that existed at the balance sheet date) occurring after the balance sheet date are recognized in the financial statements. Material non adjusting events (that are inductive of conditions that arose subsequent to the balance sheet date) occurring after the balance sheet date that represents material change and commitment affecting the financial position are disclosed in the Board's Report.

2.28 Exceptional Items

Certain occasions, the size, type or incidence of an item of income or expense, pertaining to the ordinary activities of the Group is such that its disclosure improves the understanding of the performance of the Group, such income or expense is classified as an exceptional item and accordingly, disclosed in the notes to the financial statements.

2.29 Recent pronouncements

Ministry of Corporate Affairs ("MCA") notifies new standard or amendments to the existing standards under Companies (Indian Accounting Standards) Rules as issued from time to time. On March 23, 2022, MCA amended the Companies (Indian Accounting Standards) Amendment Rules, 2022, applicable from April 1st, 2022, as below:

Ind AS 103 – Reference to Conceptual Framework

The amendments specify that to qualify for recognition as part of applying the acquisition method, the identifiable assets acquired and liabilities assumed must meet the definitions of assets and liabilities in the Conceptual Framework for Financial Reporting under Indian Accounting Standards (Conceptual Framework) issued by the Institute of Chartered Accountants of India at the acquisition date. These changes do not significantly change the requirements of Ind AS 103. The Group does not expect the amendment to have any significant impact in its financial statements.

Ind AS 16 – Proceeds before intended use

The amendment specifies that excess of net sale proceeds of items produced over the cost of testing, if any, shall not be recognized in the profit or loss but deducted from the directly attributable costs considered as part of cost of an item of property, plant, and equipment. The Group does not expect the amendments to have any impact in its recognition of its property, plant and equipment in its financial statements.

Ind AS 37 – Onerous Contracts - Costs of Fulfilling a Contract

The amendments specify that that the 'cost of fulfilling' a contract comprises the 'costs that relate directly to the contract'. Costs that relate directly to a contract can either be incremental costs of fulfilling that contract (examples would be direct labour, materials) or an allocation of other costs that relate directly to fulfilling contracts. The amendment is essentially a clarification and the Group does not expect the amendment to have any significant impact in its financial statements.

Ind AS 109 – Annual Improvements to Ind AS (2021)

The amendment clarifies which fees an entity includes when it applies the '10 percent' test of Ind AS 109 in assessing whether to de-recognize a financial liability. The Group does not expect the amendment to have any significant impact in its financial statements.

Ind AS 106 - Annual Improvements to Ind AS (2021)

The amendments remove the illustration of the reimbursement of leasehold improvements by the lessor in order to resolve any potential confusion regarding the treatment of lease incentives that might arise because of how lease incentives were described in that illustration. The Group does not expect the amendment to have any significant impact in its financial statements.

3. SIGNIFICANT ACCOUNTING JUDGMENTS, ESTIMATES AND ASSUMPTIONS:

3.1 The preparation of the Group's financial statements requires management to make judgments, estimates

Notes forming part of Consolidated Financial Statements
as at March 31, 2022

and assumptions that affect the reported amounts of revenues, expenses, assets, liabilities and the accompanying disclosures.

These judgments, estimates and assumptions are based on historical experience and other factors, including expectations of future events that may have a financial impact on the group and that are believed to be reasonable under the circumstances.

This note provides an overview of the areas that involve a higher degree of judgments or complexities and of items which are more likely to be materially adjusted due to estimates and assumptions to be different than those originally assessed. Detailed information about each of these judgments, estimates and assumptions is mentioned below. These Judgments, estimates and assumptions are continually evaluated. They are based on historical experience and other factors, including expectations of future events that may have a financial impact on the Group and that are believed to be reasonable under the circumstances.

Significant Judgments:

3.2 Contingent liabilities:

The Group has received various orders and notices from tax and other judicial authorities in respect of direct taxes and indirect taxes. The outcome of these matters may have a material effect on the financial position, results of operations or cash flows. The filing of a suit or formal assertion of a claim against the Group or the disclosure of any such suit or assertions, does not automatically indicate that a provision of a loss may be appropriate. Management regularly analyzes current information about these matters and makes provisions for probable losses including the estimate of legal expense to resolve the matters. In their assessments management considers the degree of probability of an unfavorable outcome and the ability to make a sufficiently reliable estimate of the amount of loss.

3.3 Classification of Leasehold Land:

The Group has entered into lease agreement for land at three of its facilities. The lease period is of around 85-95 years in respect of these premises and the agreements have renewal options. These lands are situated in industrial estates, where the land is generally transferred through lease contracts and the upfront lease payment amounts are significantly equal to the fair value of land. Accordingly, significant risk and rewards associated with the land are considered to be transferred to the lessee.

Based on these considerations and overall evaluation of the agreements with the lessor, the management believes that these lease contracts meet the conditions of finance lease.

3.4 Determination of cash generating unit (CGU) for Impairment analysis

As part of its impairment assessment for non-financial assets (i.e. property, plant and equipment), the management needs to identify Cash Generating Units i.e. lowest group of assets that generate cash flows which are independent of those from other assets. Considering the nature of its assets, operations and administrative structure, the management has defined all assets put together as a single Cash Generating Unit.

3.5 Going Concern assumptions:

The Group has earned profit (before exceptional item) of ₹ 186.58 lakhs (P.Y.-4,105.59 Lakhs) for the financial year ended 31 March 2022 and the Group's current liabilities exceeds its current assets by ₹ 14,349.57 lakhs (P.Y. 15,949.14 Lakhs) as at 31 March 2022.

The Group's management has carried out an assessment of the Group's financial performance and expects the Group to achieve significant improvements in its financial performance with effect from financial year ending 31 March 2022 to enable it to continue its operations and to meet its liabilities as and when they fall due.

Various initiatives undertaken by the Group in relation to cost synergies, revenue management opportunities, enhanced ancillary revenues, sale of property, plant and Equipments and leasehold lands, sale of land available with subsidiary Group, rescheduling of loans will result in improvement in operating cash inflow in coming years. Further, continued thrust to improve operational efficiency and initiatives to raise funds are expected to result in sustainable cash flows

On the basis of the above assessment and considering the financial and other support from promoter directors, the Directors of the Group are

Notes forming part of Consolidated Financial Statements
as at March 31, 2022

of the opinion that the preparation of the financial statements of the Group on a going concern basis is appropriate which contemplates realization of assets and settlement of liabilities in the normal course of business.

3.6 Segment Reporting:

Ind AS 108 Operating Segments requires Management to determine the reportable segments for the purpose of disclosure in financial statements based on the internal reporting reviewed by Chief Operating Decision Maker (CODM) to assess performance and allocate resources.

The Group operates in the automotive segment. The automotive segment includes all activities relating to development, design, manufacture, assembly and sale of auto component parts from which the Group derives its revenues. The management considers that these business units have similar economic characteristics like the nature of the products and services, the nature of the production processes and nature of the regulatory environment etc.

Based on the management analysis, the Group has only one operating segment, so no separate segment report is given. The principal geographical areas in which the Group operates is India.

3.7 Significant estimates and assumptions:

Impairment of Property, plant and equipment: Key assumptions used:

The management has assessed current and forecasted financial performance of the Group and the current market value of the assets to determine whether carrying value of property, plant and equipment has suffered any impairment. Impairment assessment is based on estimates of future financial performance or opinions that may represent reasonable expectations at a particular point of time. Such information, estimates or opinions are not offered as predictions or as assurances that a particular level of income or profit will be achieved, that events will occur, or that a particular price will be offered or accepted. Actual results achieved during the period covered by the prospective financial analysis will vary and the variations may be material.

3.8 Claims payables & receivable to customers:

Price increase or decrease due to change in major raw material cost, pending acknowledgement from major customers, is accrued on estimated basis. Also the Group has made accruals in respect of unsettled prices for some of its other material purchase contracts and bought out components. These accruals are made considering the past settlement arrangements with the vendors and customers respectively and the applicable metal prices from published sources. Actual results of these considerations may vary and the variations may be material.

Further, the management has assessed and believes that the timing of cash outflow pertaining to this accruals are uncertain and hence considered the same as payable on demand and classified under current liabilities.

3.9 Defined benefit plan:

The cost of the defined benefit gratuity plan, other retirement benefits, the present value of the gratuity obligation and other retirement benefit obligation are determined using actuarial valuations. An actuarial valuation involves making various assumptions that may differ from actual developments in the future. These include the determination of the discount rate, future salary increases and mortality rates. Due to the complexities involved in the valuation and its long-term nature, a defined benefit obligation is highly sensitive to changes in these assumptions. All assumptions are reviewed at each reporting date.

The parameter most subject to change is the discount rate. In determining the appropriate discount rate, the management considers the interest rates of government bonds in currencies consistent with the currencies of the post-employment benefit obligation. The mortality rate is based on Indian Assured Lives Mortality (2012-14) Ultimate. Those mortality tables tend to change only at interval in response to demographic changes. Future salary increases and gratuity increases are based on expected future inflation rates. Further details about gratuity obligations are given in Note 46.

3.10 Fair value measurement of unquoted financial instruments:

When fair values of financial assets and financial liabilities recorded in the balance sheet cannot be

Notes forming part of Consolidated Financial Statements

as at March 31, 2022

measured based on quoted prices in active markets, their fair values is measured using valuation techniques including DCF method. The inputs to these models are taken from observable markets where possible, but where not feasible, a degree of judgment is required in establishing fair values. Judgments include consideration of inputs such as liquidity risk, credit risk and volatility. Changes in assumptions about these factors could affect the reported value of financial instruments.

3.11 Impairment of financial assets:

The impairment provisions for financial assets are based on assumptions about risk of default and expected loss rates. The Group uses judgment in making these assumptions and selecting the inputs to the impairment calculation, based on the Group's past history, existing market conditions as well as forward looking estimates at the end of each reporting period.

3.12 Determination of lease term:

In determining the lease term, management considers all facts and circumstances that create an economic incentive to exercise an extension option, or not exercise a termination option. Extension options (or periods after termination options) are only included in the lease term if the lease is reasonably certain to be extended (or not terminated).

The leases do not contain options which give a rise to a sole right to extend the lease.

3.13. Useful lives of property, plant and equipment, Investment property and intangible assets

The charge in respect of periodic depreciation is derived after determining an estimate of an asset's expected useful life and the expected residual value at the end of its life. Increasing an asset's expected life or its residual value would result in a reduced depreciation charge in the statement of profit and loss. The useful lives and residual values of assets are determined by management at the time the asset is acquired and reviewed annually for appropriateness. The lives are based on historical experience with similar assets as well as anticipation of future events which may impact their life such as changes in technology.

Notes forming part of Consolidated Financial Statements

as at March 31, 2022

NOTE 4 : PROPERTY, PLANT AND EQUIPMENT AND OTHERS

₹ in Lakhs

	As at March 31, 2022	As at March 31, 2021
Carrying amounts of:		
Property, plant and equipment		
Freehold Land	281.43	281.43
Factory Building	4,535.61	5,143.50
Office Building	12.98	13.24
Plant and Machinery	3,432.60	4,411.91
Tools and Dies	1,943.44	2,056.88
Computer & IT Assets	23.53	12.88
Electrical Fittings	63.12	61.07
Furniture and fixture	11.21	8.84
Vehicle	8.14	12.27
Office Equipment	2.87	5.70
Total	**10,314.92**	**12,007.71**
Capital work-in-progress	125.97	27.06
Total	**125.97**	**27.06**
Other Intangible Assets		
Computer Software	4.02	5.51
Total	**4.02**	**5.51**
CWIP- Intangible assets under development	269.29	29.43
Total	**269.29**	**29.43**
Leasehold Land	162.35	474.74
Right of Use Assets	143.81	61.03
Right of Use Assets	**306.16**	**535.77**

Notes forming part of Consolidated Financial Statements

as at March 31, 2022

NOTE 4.1 : PROPERTY, PLANT AND EQUIPMENT (PPE) AS AT MARCH 31, 2022

₹ in Lakhs

	Freehold Land	Leasehold Land	Factory Building	Office Building	Plant and Machinery	Tools and Dies	Computer & IT Assets	Electrical Fittings	Furniture and fixture	Vehicle	Office Equipment	Total
Gross Carrying amount												
Cost as at April 01, 2021	281.43	-	8,609.62	15.49	16,921.72	7,626.27	294.10	1,143.76	216.55	187.50	137.61	35,434.04
Additions	-	-	-	-	267.90	287.86	19.63	25.72	5.43	-	-	606.54
Disposal	-	-	-	-	96.11	-	-	-	3.30	10.46	8.39	118.25
Transfer to asset held for sale	-	-	518.65	-	-	-	-	-	-	-	-	518.65
Cost as at March 31, 2022	281.43	-	8,090.97	15.49	17,093.52	7,914.13	313.72	1,169.48	218.67	177.04	129.23	35,403.67
Accumulated Depreciation	-	-	-	-	-	-	-	-	-	-	-	
As at April 01, 2021	-	-	3,466.12	2.25	12,509.82	5,569.39	281.21	1,082.69	207.71	175.24	131.91	23,426.34
Depreciation for the year	-	-	287.00	0.26	1,239.84	401.30	8.98	23.67	3.05	4.13	2.83	1,971.06
Disposal	-	-	-	-	88.73	-	-	-	3.30	10.46	8.39	110.88
Transfer to asset held for sale	-	-	197.76	-	-	-	-	-	-	-	-	197.76
As at March 31, 2022	-	-	3,555.36	2.51	13,660.92	5,970.69	290.20	1,106.36	207.46	168.91	126.36	25,088.76
Net Carrying amount												
As at March 31, 2022	**281.43**	**-**	**4,535.61**	**12.98**	**3,432.60**	**1,943.44**	**23.53**	**63.12**	**11.21**	**8.14**	**2.87**	**10,314.92**

NOTE 4.1 : PROPERTY, PLANT AND EQUIPMENT (PPE) AS AT MARCH 31, 2021

₹ in Lakhs

	Freehold Land	Leasehold Land	Factory Building	Office Building	Plant and Machinery	Tools and Dies	Computer & IT Assets	Electrical Fittings	Furniture and fixture	Vehicle	Office Equipment	Total
Gross Carrying amount												
Cost as at April 01, 2020	530.27	-	9,229.92	15.49	16,880.64	7,599.96	282.46	1,145.38	216.55	205.63	137.37	36,243.67
Additions	-	-	-	-	41.08	26.31	11.63	2.15	-	-	0.25	81.42
Disposal	248.85	-	620.29	-	-	-	-	3.77	-	18.13	-	891.04
Cost as at March 31, 2021	281.43	-	8,609.62	15.49	16,921.72	7,626.27	294.10	1,143.76	216.55	187.50	137.61	35,434.04
Accumulated Depreciation												
As at April 01, 2020	-	-	3,394.45	1.99	11,248.49	5,173.41	276.13	1,060.23	204.07	188.06	128.48	21,675.30
Depreciation for the year	-	-	287.00	0.26	1,261.33	395.97	5.09	25.22	3.64	5.30	3.44	1,987.25
Disposal	-	-	215.33	-	-	-	-	2.76	-	18.13	-	236.22
As at March 31, 2021	-	-	3,466.12	2.25	12,509.82	5,569.39	281.21	1,082.69	207.71	175.24	131.91	23,426.34
Net Carrying amount												
As at March 31, 2021	**281.43**	**-**	**5,143.50**	**13.24**	**4,411.91**	**2,056.88**	**12.88**	**61.07**	**8.84**	**12.27**	**5.70**	**12,007.71**

1. For Property, plant and equipment pledges as securities refer note 47
2. For contractual commitments towards acquisition of property plant and equipment's refer note 41
3. There is no impairment of any assets in terms of Ind AS - 36 on "Impairment of Assets". Based on the review, the management is of the opinion that there are no impairment indicators that necessitate any adjustments to the carrying value of PPE
4. There is no restriction on the title of Property, Plant and Equipment

Notes forming part of Consolidated Financial Statements
as at March 31, 2022

NOTE 4.2 : CAPITAL WORK IN PROGRESS

₹ in Lakhs

Particulars	For the year ended March 31, 2022	For the year ended March 31, 2021
Balance at the beginning	27.06	-
Additions	98.91	27.06
Capitalised during the year	-	-
Impairment	-	-
Balance at the end	125.97	27.06

Capital work-in-progress comprising construction of factory shed at plant.

Capital work in progress aging schedule as at March 31, 2022

₹ in Lakhs

Particulars	Amount for a period of				
	Less than 1 year	1-2 years	2-3 years	More than 3 years	Total
Projects in progress	98.91	27.06	-	-	125.97
Projects temporarily suspended	-	-	-	-	-
Total	**98.91**	**27.06**	**-**	**-**	**125.97**

Capital work in progress aging schedule as at March 31, 2021

₹ in Lakhs

Particulars	Amount for a period of				
	Less than 1 year	1-2 years	2-3 years	More than 3 years	Total
Projects in progress	27.06	-	-	-	27.06
Projects temporarily suspended	-	-	-	-	-
Total	**27.06**	**-**	**-**	**-**	**27.06**

NOTE 4.3 : INTANGIBLE ASSETS AS AT MARCH 31, 2022

₹ in Lakhs

Particulars	Other Intangible assets					
	R & D Process Development	Computer Software	Right of Use Assets	Other Intangible assets	Trade Mark	Total
Gross Carrying amount						
Cost as at April 01, 2021	1,941.34	804.86	-	399.00	0.21	3,145.41
Additions	-	1.70	-	-	-	1.70
Disposal/Transfer	-	0.52	-	-	-	0.52
Cost as at March 31, 2022	1,941.34	806.04	-	399.00	0.21	3,146.59
Accumulated Depreciation						
As at April 01, 2021	1,941.34	799.35	-	399.00	0.21	3,139.90
Depreciation for the year	-	3.19	-	-	-	3.19
Disposal/Transfer	-	0.52	-	-	-	0.52
As at March 31, 2022	1,941.34	802.02	-	399.00	0.21	3,142.56
Net Carrying amount						
As at March 31, 2022	**-**	**4.02**	**-**	**-**	**-**	**4.02**

Notes forming part of Consolidated Financial Statements
as at March 31, 2022

NOTE 4.3 : INTANGIBLE ASSETS AS AT MARCH 31, 2021

₹ in Lakhs

Particulars	Other Intangible assets					
	R & D Process Development	Computer Software	Right of Use Assets	Other Intangible assets	Trade Mark	Total
Gross Carrying amount						
Cost as at April 01, 2020	1,941.34	804.86	-	399.00	0.21	3,145.41
Additions	-	-	-	-	-	-
Disposal/Transfer	-	-	-	-	-	-
Cost as at March 31, 2021	1,941.34	804.86	-	399.00	0.21	3,145.41
Accumulated Depreciation						
As at April 01, 2020	1,935.84	786.19	-	399.00	0.21	3,121.23
Depreciation for the year	5.51	13.16	-	-	-	18.66
Disposal/Transfer	-	-	-	-	-	-
As at March 31, 2021	1,941.34	799.35	-	399.00	0.21	3,139.90
Net Carrying amount						
As at March 31, 2021	**-**	**5.51**	**-**	**-**	**-**	**5.51**

NOTE 4.4 : INTANGIBLE ASSETS UNDER DEVELOPMENT

₹ in Lakhs

Particulars	For the year ended March 31, 2022	For the year ended March 31, 2021
Balance at the beginning	29.43	-
Additions	239.86	29.43
Capitalised during the year	-	-
Impairment	-	-
Balance at the end	269.29	29.43

Intangible assets under development consist of R&D product development cost ₹ 219.07 lakh and ERP software cost ₹ 50.21 lakh

Company has not identified any item where completion schedule of intangible assets under development or where cost or time overrun has exceeded original plan

Intangible assets under development aging schedule as at March 31, 2022

₹ in Lakhs

Particulars	Amount for a period of				
	Less than 1 year	1-2 years	2-3 years	More than 3 years	Total
Projects in progress	239.86	29.43	-	-	269.29
Projects temporarily suspended	-	-	-	-	-
Total	**239.86**	**29.43**	**-**	**-**	**269.29**

Intangible assets under development aging schedule as at March 31, 2021

₹ in Lakhs

Particulars	Amount for a period of				
	Less than 1 year	1-2 years	2-3 years	More than 3 years	Total
Projects in progress	29.43	-	-	-	29.43
Projects temporarily suspended	-	-	-	-	-
Total	**29.43**	**-**	**-**	**-**	**29.43**

Notes forming part of Consolidated Financial Statements

as at March 31, 2022

NOTE 4.5 : RIGHT OF USE ASSETS AS AT MARCH 31, 2022

₹ in Lakhs

Particulars	Right of Use Assets		
	Leasehold Land	Right of Use Assets	Total
Gross Carrying amount			
Cost as at April 01, 2021	477.44	136.04	613.48
Additions	-	159.65	159.65
Disposal/Transfer	-	136.04	136.04
Transfer to asset held for sale	315.09	-	315.09
Cost as at March 31, 2022	162.35	159.65	321.99
Accumulated Depreciation			
As at April 01, 2021	2.70	75.01	77.71
Depreciation for the year	-	39.31	39.31
Disposal/Transfer	-	98.49	98.49
Transfer to asset held for sale	2.70	-	2.70
As at March 31, 2022	-	15.83	15.83
Net Carrying amount			
As at March 31, 2022	**162.35**	**143.81**	**306.16**

NOTE 4.5 : RIGHT OF USE ASSETS AS AT MARCH 31, 2021

₹ in Lakhs

Particulars	Right of Use Assets		
	Leasehold Land	Right of Use Assets	Total
Gross Carrying amount			
Cost as at April 01, 2020	477.44	136.04	613.48
Additions	-	-	-
Disposal/Transfer	-	-	-
Cost as at Mar 31, 2021	477.44	136.04	613.48
Accumulated Depreciation			
As at April 01, 2020	2.70	37.51	40.20
Depreciation for the year	-	37.51	37.51
Disposal/Transfer	-	-	-
As at Mar 31, 2021	2.70	75.01	77.71
Net Carrying amount			
As at Mar 31, 2021	474.74	61.03	535.77

1. There are no future minimum lease payments in respect of these leasehold land. The lease terms generally expires within period of 85-95 years and as per the lease agreement, the lease term for the leasehold facility can be renewed for a further period of years subject to other terms and conditions and for other leasehold facility the renewal will be mutually.
2. Impairment of Assets: There is no impairment of any assets in terms of Ind AS - 36 on "Impairment of Assets". Based on the review, the management is of the opinion that there are no impairment indicators that necessitate any adjustments to the carrying value of intangible assets.
3. There is no restriction on the title of intangible assets.
4. For Intangible Assets pledges as securities refer note 48.
5. Details of all the immovable properties whose title deeds are not held in the name of the Company.

Notes forming part of Consolidated Financial Statements

as at March 31, 2022

Relevant line item in the Balance Sheet	Description of item of property	Gross carrying value	Title deeds held in the name of	Whether title deed holder is a promoter, director or relative# of promoter* / director or employee of promoter / director	Property held since which date	Reason for not being held in the name of the company** (Whether any dispute)
Right of Use Assets	Khasra no. 423, SIDCUL, Plot no. 5, Pantnagar, Uttarakhand	22.86	Nirmiti Auto Components Pvt Ltd	No	27-03-2011	There is no dispute, however Lease Deed is held in the name of Nirmiti Auto Components Pvt. Ltd. which was amalgamated with the company & name change process with concerned authority is pending

NOTE 5 : INVESTMENT IN SUBSIDIARIES

₹ in Lakhs

Particulars	As at March 31, 2022	As at March 31, 2021
Investment in equity Shares:		
Investment at Fair Value through Profit & Loss		
Unquoted Equity Shares		
Rupee Co-operative Bank Ltd.	5.00	5.00
20,000 equity shares of face value ₹ 10		-
Less : Provision for Diminution in Value of Investments	(5.00)	(5.00)
	-	-
NKGSB Co-operative Bank Ltd.	5.00	5.00
50,000 equity shares of face value ₹ 10		
Vidya Sahakari Bank Ltd.	5.00	5.00
5,000 equity shares of face value ₹ 100		
Chinar Commerce Private Limited	15.90	15.90
8,750 equity shares of face value ₹ 10		
Total	**25.90**	**25.90**
Aggregate amount of quoted investment		
Aggregate amount of Unquoted investment	25.90	25.90
Aggregate amount of impairment in the Value of investment	5.00	5.00

NOTE 6 : OTHER FINANCIAL ASSETS NON-CURRENT

₹ in Lakhs

Particulars	As at March 31, 2022	As at March 31, 2021
Security deposits	124.88	125.87
Margin Money Deposits with Banks (restricted)- Deposits with original maturity of more than 12 months. These are pledged with the Banks	226.80	213.61
Total	**351.68**	**339.48**

Notes forming part of Consolidated Financial Statements

as at March 31, 2022

NOTE 7 : INCOME TAX ASSETS (NET)

₹ in Lakhs

Particulars	As at March 31, 2022	As at March 31, 2021
Advance income tax (net of provisions) - Unsecured, considered good	368.76	1,115.89
Less: Current Tax Payable for the year	-	-
Less: Refunds Received	208.92	863.01
Add: Taxes paid during the year	314.13	120.35
Total	**473.97**	**373.23**

NOTE 8 : DEFERRED TAX ASSETS (MAT CREDIT)

₹ in Lakhs

Particulars	As at March 31, 2022	As at March 31, 2021
Deferred tax assets (MAT Credit)	1,341.07	1,341.07
Total	**1,341.07**	**1,341.07**

NOTE 9 : OTHER NON-CURRENT ASSETS

₹ in Lakhs

Particulars	As at March 31, 2022	As at March 31, 2021
Balances with Government Authorities	50.49	50.49
Industrial Promotion Subsidy Receivable (Refer Sub note 9.1)	998.39	998.39
Capital Advance (Unsecured & Considered good)	155.34	103.77
Total	**1,204.21**	**1,152.65**

NOTE 9.1

Industrial Promotion Subsidy is receivable from Government of Maharashtra under Package Scheme of Incentives for the years from FY 2009-10 to FY 2016-17. These are receivable after completion of assessment under Maharashtra Value Added Tax Act, 2002.

NOTE 10 : INVENTORIES

₹ in Lakhs

Particulars	As at March 31, 2022	As at March 31, 2021
Raw materials (includes lying with third parties)	2,433.30	1,969.65
Work-in-progress (includes tools & dies)	1,735.65	1,582.65
Finished goods (includes goods in transit as at March 31, 2022 ₹ 85.22 Lakhs and as at March 31, 2021 ₹ 25.19 Lakhs)	660.47	447.45
Stores and spares and packing	39.45	19.88
Scrap Material	80.15	40.02
Land and Development Cost (WIP)	11,274.22	11,216.04
Total	**16,223.22**	**15,275.68**

Notes forming part of Consolidated Financial Statements

as at March 31, 2022

NOTE 11 : TRADE RECEIVABLES CURRENT

₹ in Lakhs

Particulars	As at March 31, 2022	As at March 31, 2021
Unsecured		
Considered good	11,065.66	4,467.27
Doubtful	-	-
Sub-total	**11,065.66**	**4,467.27**
Less: Allowances for Doubtful Debt (Expected Credit Loss)	-	-
Total	**11,065.66**	**4,467.27**
Includes of the above trade receivables of related parties	**Nil**	**Nil**

The balance due from some of trade receivables are subject to reconciliation. Necessary adjustments, if any, may be made when the accounts are settled.

The Group's exposure to credit and loss allowances related to trade receivables are disclosed in note 36.

Transferred Receivables

The carrying amounts of the trade receivables include receivables which are subject to a factoring / discounting arrangement. Under these arrangements, the Company has transferred the relevant receivables to the financial institutions in exchange for cash (net of deductions) and is prevented from selling or pledging the receivables. However, the Group has retained late payment and credit risk. The Company therefore continues to recognise the transferred assets in their entirety in its balance sheet. The amount repayable under these agreement is presented as secured borrowing.

The relevant carrying amounts are as follows:

₹ in Lakhs

Particulars	As at March 31, 2022	As at March 31, 2021
Total Transferred receivables	8,127.45	2,187.48
Associated Secured Borrowing (Refer Note 22)	8,127.45	2,187.48

Trade Receivables Ageing Schedule

₹ in Lakhs

Particulars	As at March 31, 2022	As at March 31, 2021
(i) Undisputed Trade receivables – considered good		
Not due	10,190.08	3,394.81
Less than 6 months	500.26	337.49
6 months - 1 year	56.81	18.08
1-2 years	52.13	124.40
2-3 years	6.74	23.79
More than 3 years	259.65	568.71
Total	**11,065.66**	**4,467.27**

Notes forming part of Consolidated Financial Statements
as at March 31, 2022

₹ in Lakhs

Particulars	As at March 31, 2022	As at March 31, 2021
(ii) Undisputed Trade Receivables – considered doubtful		
Not due	-	-
Less than 6 months	-	-
6 months - 1 year	-	-
1-2 years	-	-
2-3 years	-	-
More than 3 years	-	-
Total	**-**	**-**
(iii) Undisputed Trade Receivables – credit impaired	**-**	**-**
(iv) Disputed Trade Receivables–considered good		
Not due	-	-
Less than 6 months	-	-
6 months - 1 year	-	-
1-2 years	-	-
2-3 years	-	-
More than 3 years	-	-
Total	**-**	**-**
(v) Disputed Trade Receivables – considered doubtful		
Not due	-	-
Less than 6 months	-	-
6 months - 1 year	-	-
1-2 years	-	-
2-3 years	-	-
More than 3 years	-	-
Total	**-**	**-**
(vi) Disputed Trade Receivables – credit impaired	-	-
Total Trade Receivable	**11,065.66**	**4,467.27**

NOTE 12 : CASH AND CASH EQUIVALENTS

₹ in Lakhs

Particulars	As at March 31, 2022	As at March 31, 2021
Balances with banks		
In current accounts	6.19	23.17
Cash on Hand	1.10	1.29
Total	**7.29**	**24.47**

NOTE 13 : BANK BALANCES OTHER THAN CASH AND CASH EQUIVALENTS

₹ in Lakhs

Particulars	As at March 31, 2022	As at March 31, 2021
Balances with banks		
Margin Money Deposits (restricted) - Deposits with original maturity of more than 3 months but less than 12 months*	457.23	608.77
Total	**457.23**	**608.77**

** These are pledged with banks and government departments.*

Notes forming part of Consolidated Financial Statements

as at March 31, 2022

NOTE 14 : LOANS AND ADVANCES (CURRENT)

₹ in Lakhs

Particulars	As at March 31, 2022	As at March 31, 2021
Unsecured & considered good		
Advances to Employees & Others	44.58	95.32
Loans to subsidiaries	-	-
Loans to Others	-	-
Total	**44.58**	**95.32**

NOTE 15 : OTHER FINANCIAL ASSETS (CURRENT)

₹ in Lakhs

Particulars	As at March 31, 2022	As at March 31, 2021
Unsecured & considered good		
Security deposits & others	65.17	46.17
Receivable for sale of property, plant and equipment	-	990.00
Total	**65.17**	**1,036.17**

NOTE 16 : OTHER CURRENT ASSETS

₹ in Lakhs

Particulars	As at March 31, 2022	As at March 31, 2021
Balances with government authorities (Input tax credit of GST)	94.75	25.66
Advances for expenses (Unsecured & considered good)	1.32	1.72
Prepayments	45.27	35.62
Advances to suppliers* (Unsecured & considered good)	1,273.58	867.44
Total	**1,414.92**	**930.43**

** The balances of advance given to some of suppliers are subject to reconciliation. Necessary adjustments, if any, will be made when the accounts are settled.*

Includes of the above advances to suppliers of related parties	427.26	397.17

NOTE 16A : ASSETS HELD FOR SALE

₹ in Lakhs

Particulars	As at March 31, 2022	As at March 31, 2021
Assets Held for Sale		
Land	312.40	-
Factory Building	320.89	-
Total	**633.29**	**-**

During the year 2021-2022 The holding Company has entered into Memorandum of Understanding with the prospective buyer for transfer of land and factory building situated at Survey No. Plot No.E12-17 (7) & (8), MIDC, Bhosari, Pune-411026 and accordingly these assets were presented as “Assets classified as held for sale” as at March 31, 2022.

Notes forming part of Consolidated Financial Statements

as at March 31, 2022

NOTE 17 : SHARE CAPITAL

₹ in Lakhs

Particulars	As at March 31, 2022	As at March 31, 2021
Authorised		
42,000,000 Equity shares of ₹ 10 each with voting rights	4,200.00	3,500.00
(Previous Year 35,000,000 Equity shares)		
Issued, Subscribed and fully paid up		
(as at March 31, 2022: 37,963,164 Equity shares of ₹ 10 each))	3,796.32	3,096.32
(as at March 31, 2021: 30,963,164 Equity shares of ₹ 10 each)		
Total	**3,796.32**	**3,096.32**

a. Movement in authorised share capital

Particulars	Equity Share Capital	
	Number of shares	Amount `
As at April 01, 2020	3,50,00,000.00	3,500.00
Increase / (decrease) during the year	-	-
As at April 01, 2021	3,50,00,000.00	3,500.00
Increase / (decrease) during the year	70,00,000.00	700.00
As at March 31, 2022	4,20,00,000.00	4,200.00

b. Movement in Issued, Subscribed and fully paid up share capital

Particulars	Equity Share Capital	
	Number of shares	Amount `
As at April 01, 2020	2,70,27,585.00	2,702.76
Increase / (decrease) during the year	39,35,579.00	393.56
As at April 01, 2021	3,09,63,164.00	3,096.32
Increase / (decrease) during the year	70,00,000.00	700.00
As at March 31, 2022	3,79,63,164.00	3,796.32

c. Shares held by holding/ ultimate holding company and /or their subsidiaries/ associates

The Company being ultimate holding company, there are no shares held by any other holding, ultimate holding company and their subsidiaries/associates.

d. Aggregate number of bonus shares issued for consideration other than cash and shares bought back during the period of five years immediately preceding the reporting date.

There are no bonus shares issued for consideration other than cash and shares bought back during the period of five years immediately preceding the reporting date.

e. During the year following equity share were issued by the company.

1. The Board of Directors of the Company has allotted 70,00,000 equity shares of the face value of ₹ 10/- each fully paid at a premium of ₹ 30/- each

2. The Board of Directors of the Company has alloted 10,00,000 share warrants having face value of ₹ 10/- each at a price of ₹ 45/- each to the Promoters upon receipt of 25% amount upfront and remain outstanding as at March 31, 2022.

Notes forming part of Consolidated Financial Statements

as at March 31, 2022

f. Details of shares held by shareholders holding more than 5% of equity share of the company.

₹ in Lakhs

Name of the Shareholder	As at March 31, 2022	
	Number of shares held	% holding
Mr. Shivaji Tukaram Akhade	53,49,981.00	14.09
India Nivesh Renaissance Fund	47,94,520.00	12.63
Mr. Sudhir Vitthal Mungase	38,23,431.00	10.07
Sharjah Cement and Industrial Development Company Ltd	32,65,432.00	8.60
JM Financial Asset Reconstruction Company Limited	27,02,702.00	7.12
	1,99,36,066.00	**52.51**

₹ in Lakhs

Name of the Shareholder	As at March 31, 2021	
	Number of shares held	% holding
India Nivesh Renaissance Fund	47,94,520.00	15.48
Mr. Shivaji Tukaram Akhade	34,74,981.00	11.22
Mr. Sudhir Vitthal Mungase	29,48,431.00	9.52
JM Financial Asset Reconstruction Company Limited	27,02,702.00	8.73
Sharjah Cement and Industrial Development Company Ltd	22,65,432.00	7.32
	1,61,86,066.00	**52.27**

g. Terms and rights attached to equity shares

The Group has only one class of equity shares having a face value of ₹ 10/- per share. Each holder of equity shares is entitled to one vote per share. The Group declares and pays dividend in Indian rupees. In the event of liquidation of the Company, the holders of equity shares will be entitled to receive remaining assets of the company, after distributions of all preferential amounts. The distribution will be in proportion to the number of equity shares held by the shareholders.

h. Details of share holding of promoters (Equity shares)

₹ in Lakhs

Sr. No	Promoters Name	As at March 31, 2022		As at March 31, 2021		Change in	
		No. of shares	% of holding	No. of shares	% of holding	No. of shares	%
1	Shivaji Tukaram Akhade	53,49,981	14.09	34,74,981	11.22	18,75,000	2.87
2	Sudhir V. Mungase	38,23,431	10.07	29,48,431	9.52	8,75,000	0.55
3	Vilas V. Lande *	14,19,176	3.64	14,19,176	4.58	-	(0.94)
4	Rema Radhakrishnan *	3,08,717	0.79	3,08,717	1.00	-	(0.20)
5	M. Radhakrishnan *	1,09,953	0.28	1,09,953	0.36	-	(0.07)
6	Linc Wise Software Pvt Ltd *	10,00,000	2.57	10,00,000	3.23	-	(0.66)

** Change in % of holding as compared to previous year due to change in total no. of share outstanding as at the end of the year.*

Notes forming part of Consolidated Financial Statements
as at March 31, 2022

₹ in Lakhs

Sr. No	Promoters Name	As at March 31, 2021		As at March 31, 2020		Change in	
		No. of shares	% of holding	No. of shares	% of holding	No. of shares	%
1	Shivaji Tukaram Akhade	34,74,981	11.22	30,64,022	11.34	4,10,959	(0.11)
2	Sudhir V. Mungase	29,48,431	9.52	25,37,472	9.39	4,10,959	0.13
3	Vilas V. Lande	14,19,176	4.58	10,08,217	3.73	4,10,959	0.85
4	Rema Radhakrishnan	3,08,717	1.00	3,08,717	1.14	-	(0.15)
5	M. Radhakrishnan	1,09,953	0.36	1,09,953	0.41	-	(0.05)
6	Linc Wise Software Pvt Ltd	10,00,000	3.23	10,00,000	3.70	-	(0.47)

* Change in % of holding as compared to previous year due to change in total no. of share outstanding as at the end of the year.

NOTE 18 : OTHER EQUITY

₹ in Lakhs

Particulars		As at March 31, 2022	As at March 31, 2021
A.	**Reserves and Surplus**		
	Securities Premium Reserve	27,733.25	25,521.58
	Revaluation Reserve	90.59	90.59
	General Reserve	1,202.28	1,202.28
	Equity component of compound financial instruments	61.75	61.75
	Retained Earnings	(26,932.59)	(27,787.47)
	Total Reserves and Surplus	**2,155.29**	**(911.26)**
B.	**Money received against share warrants**	112.50	-
	Total Other Equity	**2,267.79**	**(911.26)**

Reserves and Surplus

₹ in Lakhs

Particulars	As at March 31, 2022	As at March 31, 2021
Securities Premium Reserve		
Balance at the beginning of the year	25,521.58	23,792.07
Add: premium received	2,211.67	1,729.51
Balance at the end of the year	27,733.25	25,521.58
Revaluation Reserve		
Balance as at the beginning and end of the year	90.59	90.59
General Reserve		
Balance as at the beginning and end of the year	1,202.28	1,202.28
Equity component of compound financial instruments		
Balance as at the end of the year	61.75	61.75

Notes forming part of Consolidated Financial Statements

as at March 31, 2022

₹ in Lakhs

Particulars	As at March 31, 2022	As at March 31, 2021
Retained Earnings		
Balance as at the beginning of the year	(27,787.47)	(23,884.59)
Add: Profit / (Loss) for the year	807.20	(3,893.30)
Add: Items of other comprehensive income recognised directly in retained earnings (Remeasurement of post-employment benefit obligations-(loss)/ gain)	47.68	(9.57)
Balance as at the end of the year	(26,932.59)	(27,787.47)
Total	**2,155.29**	**(911.26)**

Nature and Purpose of Reserves:

a) Securities premium account:

Securities premium account is used to record the premium on issue of equity shares. The same is utilised in accordance with the provisions of The Companies Act, 2013.

b) Revaluation Reserve:

Revaluation Reserve is used to record the revaluation amount which represents the current and probable future value of assets which is higher than the recorded historic cost of the same asset.

c) General Reserves:

Represents amounts transferred from retained earnings in earlier years as per the requirements of the erstwhile Companies Act, 1956 and transition adjustments on implementation of new accounting standards.

Money received against share warrants*

₹ in Lakhs

Particulars	As at March 31, 2022	As at March 31, 2021
Balance at the beginning of the year	-	225.00
Add: warrants issued during the year	112.50	-
Less: warrants converted in equity shares during the year	-	225.00
Balance at the end of the year	**112.50**	**-**

Share warrants issued during the financial year 2021-22.

The Company had issued and allotted 10,00,000 convertible share warrants on preferential basis to the Promoters pursuant to the shareholders' approval obtained on April 21, 2021. The warrants were allotted in the month of June 2021 at a price of ₹ 45/- each ("warrant price") upon receipt of 25 % upfront amount ₹ 1.12 Crores which was outstanding as at March 31, 2022.

Share warrants converted during the financial year 2020-21.

The outstanding amount on share warrants had to be paid in full on or before eighteen months from the date of allotment of warrants, in view of the Covid-19 pandemic and other economic conditions, the Holding Company had applied and received extension from Securities and Exchange Board of India (SEBI) of time for payment of the outstanding warrants amount. SEBI had granted an extension for a period upto September 25, 2020 for the tenure of warrants.

The Promoters have paid the balance 75% of warrant price on July 28, 2020 and exercised their right for conversion of 12,32,877 warrants into equal number of equity shares of the Holding Company. Hence, the Board of Directors of the Holding Company has allotted 12,32,877 equity shares of the face value of ₹ 10/-each fully paid at a price of ₹ 73/- each on July 28, 2020.

Notes forming part of Consolidated Financial Statements
as at March 31, 2022

NOTE 19 : BORROWINGS (NON CURRENT)

₹ in Lakhs

Particulars	As at March 31, 2022	As at March 31, 2021
Secured		
Optionally Convertible Debentures (refer note below)	-	1,453.14
From Banks	-	251.75
From Financial Institutions	2,778.39	4,826.94
Total	**2,778.39**	**6,531.83**

NOTE 19.1 : OPTIONALLY CONVERTIBLE DEBENTURES

a) The Debenture shall carry interest rate of 9% per annum and for a maximum period of 18 months from the date of allotment i.e. November 10, 2020 and thereafter will be either converted into Equity Shares or Redeemed.

b) Since the optionable convertible debentures have been allotted consequent to restructuring of the Company's debt, there is no active market available for the aforesaid financial instruments, therefore the Company has not re-measured Optional Convertible Debenture.

NOTE 19.2 : DETAILS OF REPAYMENT OF TERM LOAN

₹ in Lakhs

Lender	Amount outstanding as at March 31, 2022	Amount outstanding as at March 31, 2021	Nature of Facility	Terms of repayment/ Maturity detail
Axis Bank Term Loan	-	190.49	Term Loan	Repayment in 60 Monthly Installaments commencing from December 2016 till November 2021 (Restructured)
Axis Bank Term Loan	-	266.56	Term Loan	
Bank of Baroda Term Loan	26.93	219.60	Term Loan	Repayment in 60 Monthly Installaments commencing from December 2016 till May 2022 (Restructured)
Bank of Baroda Term Loan	34.34	278.06	Term Loan	
Bank of Baroda WCTL	-	1,313.90	Term Loan	
Bank of Baroda FITL	31.00	357.85	Term Loan	
The Catholic Syrian Bank Term Loan	-	261.59	Term Loan	Repayment in 60 Monthly Installaments commencing from December 2016 till Feb 2022 (Restructured)
JM Financial ARC-Restructured TL	1,709.79	1,900.00	Term Loan	Repayment in 10 quarterly installament commencing from Dec 2021 till Mar 2024 (Restructured)
JM Financial ARC-Restructured FITL	-	603.80	Term Loan	Repayment in 3 quarterly installament commencing from June 2021 till Dec 2021 (Restructured)
Tata Motors Finance Solution Ltd	285.12	804.86	Term Loan	Repayment in 60 monthly installments starting from April 2017 to Sept 2022

Notes forming part of Consolidated Financial Statements

as at March 31, 2022

₹ in Lakhs

Lender	Amount outstanding as at March 31, 2022	Amount outstanding as at March 31, 2021	Nature of Facility	Terms of repayment/ Maturity detail
Tata Motors Finance Solution Ltd	170.44	1,045.66	Term Loan	Repayment after 1 year moratorium in 60 monthly installments starting from April 2018 to Sept 2022
Tata Motors Finance Solution Ltd	200.08	566.88	Term Loan	Repayment in 60 monthly installments starting from April 2017 to Sept 2022
Tata Motors Finance Solution Ltd	383.75	444.14	Term Loan	Repayment in 72 equatted monthly installments starting from Oct-2020 to Sept-2026.
Tata Motors Finance Solution Ltd	408.60	472.60	Term Loan	Repayment in 72 equatted monthly installments starting from Oct-2020 to Sept-2026.
Tata Motors Finance Solution Ltd	1,658.95	1,918.57	Term Loan	Repayment in 72 equatted monthly installments starting from Oct-2020 to Sept-2026.
Sub-total	4,909.00	10,644.58		
Less : Current maturities of long term borrowings	2,130.61	5,565.88		
Total	2,778.39	5,078.69		

19.3 : DETAILS OF SECURITY OFFERED FOR BORROWINGS OUTSTANDING AS AT MARCH 31, 2022

1. Bank of Baroda's Term loan and working capital are secured by exclusive First Charge by way of equitable mortgage of factory land & building, office building and hypothecation of other fixed assets of the Company viz. Plant & Machinery, Tools & Dies, Instruments & Equipments, Furniture & Fixture, Electrical Installation, Office Equipments, Computers, etc. both present and future situated at Plot No. 6 & 8, Tata Motors Ltd. Vendor Park, Rudrapur, Uttarakhand and Second Charge by way of mortgage of factory land & building, office building and hypothecation of other fixed assets of the Company viz. Plant & Machinery, Tools & Dies, Instruments & Equipments, Furniture & Fixture, Electrical Installation, Office Equipments, Computers, etc., both present and future situated at S.No. 313,314, 320 to 323, at Nanekarwadi, Chakan, Pune 410501. (called as Chakan Unit- II), Plot No.5 Tata Motors Ltd. Vendor Park, Rudrapur, Uttarakhand and Plot No. E -12 (17)/(8), MIDC Bhosari, Pune 411026.

2. JM Financial A R C Pvt. Ltd.'s loans are secured by First Charge pari passue on Land with factory building and by way of hypothecation of other fixed assets of the Company viz. Plant & Machinery, Tools & Dies, Instruments & Equipments, Furniture & Fixture, Electrical Installation, Office Equipments, Computers, etc., both present and future, situated at S. No. 313,314,320 to 323, at Nanekarwadi, Chakan, Pune (called as Chakan Unit- II). Further it is secured by second Charge by way of mortgage of factory land & building, office building and hypothecation of plant and machinery and other movable fixed assets of the Company situated at Plot No. 6 & 8, Tata Motors Ltd. Vendor Park, SIDCUL, Rudrapur, Uttarakhand.

3. Tata Motors Finance Solutions Ltd 's Term loans are secured by first charge on Land & Building, Plant & Machinery of the Company situated at Plot No. E-12 (17) (8), M.I.D.C. Bhosari, Pune & Plot No 5, TML Vendor Park, SIDCUL, Rudrapur, Uttarakhand restricted to ₹ 12 Crores. Further secured first ranking pari passu charge at ₹ 75 Crores comprising of ₹ 38.20 Crs of Land and Building and ₹ 36.80 Crs of plant and machinery (at WDV) situated at S. No. 313,314,320 to 323, at Nanekarwadi, Chakan, Pune (called as Chakan Unit- II) with JM Financial A R C Pvt. Ltd. First an exclusive charge on industrial open plot premises at Gat No 48(part) and Plot No.55(part) off Chakan Bhamboli road village Varale Taluka Khed Dist Pune owned by Manageing Director and One Promotor Director of the compnay. Further they are secured by

Notes forming part of Consolidated Financial Statements
as at March 31, 2022

second charge on land, Building, Plant & Machinery both present and future situated at Survy no. 287, 291 to 295 and 298 Nanekarwadi, Taluka Khed, Dist Pune and Plot No. E12-17 (7) MIDC Bhosari, Pune and first and exclusive charge on land and building, plant & machineries situated at Plot No. 186-A, Belur Industrial Area growth Centre, Opp. High Court, Dharwad, Karnataka.

4. (a) Credit facilities of Bank Of Baroda are secured by personal guarantee of Managing Director, One Promotor Director and one employee of the company and Cash margin in fixed deposit of ₹ 3 crores for LC limit of ₹ 20 crores (b) Credit Facilities of Tata Motors Financial Services Ltd and JM Financial A R C Pvt. Ltd are further guaranteed by Managing Director and One Promotor Director in their personal capacity.

5. Term Loans sanctioned by Bank of Baroda and JM Financial A R C Ltd are having second charge on all Current Assets of the Compnay.

6. The Optionally Convertible Debentures are secured in favour of Debenture Trustee by first pari passue charge on the immovable properties of the company consisting of factory, land & buildings and fixed and movable plant and machineries and other fixed assets both present and future situated at S.No. 313, 314, 320 to 323, Nanekarwadi, Chakan, Taluka Khed, Dist Pune.

7. Interest rate for above loans are range between 10% to 15%

8. Repayment default on Long Term Borrowings outstanding as at the year end is as follows:

₹ in Lakhs

Particulars	As at March 31, 2022	As at March 31, 2021
From Bank		
Principal Amount	-	48.11
Interest Amount	-	28.76
From Others		
Principal Amount	190.00	-
Interest Amount	89.66	111.18
Total		
Principal Amount	190.00	48.11
Interest Amount	89.66	139.93

These defaults have been paid till the date of approval of financial statements.

9. The Company has delayed/defaulted in the payment of borrowings. The summary of default during the year is as under:

Name of Lender	Nature of Borrowing	Principal	
		Total amount not paid on due date	Period (maximum days)
Bank of Baroda Ltd	Rupee Term Loan	242.03	19
Catholic Syrian Bank Ltd	Rupee Term Loan	228.25	54
Tata Motors Finance Solution Ltd	Rupee Term Loan	1,078.54	17
JM Financial Ltd	Rupee Term Loan	782.54	169

Notes forming part of Consolidated Financial Statements
as at March 31, 2022

Name of Lender	Nature of Borrowing	Interest	
		Total amount not paid on due date	Period (maximum days)
Bank of Baroda Ltd	Rupee Term Loan	16.93	20
Catholic Syrian Bank Ltd	Rupee Term Loan	16.39	54
Tata Motors Finance Solution Ltd	Rupee Term Loan	437.74	17
JM Financial Ltd	Rupee Term Loan	295.09	169
JM Financial Ltd	Optionally Convertible Debentures	139.64	165

Name of Lender	Nature of Borrowing	Grand Total	
		Total amount not paid on due date	Period (maximum days)
Bank of Baroda Ltd	Rupee Term Loan	258.96	20
Catholic Syrian Bank Ltd	Rupee Term Loan	244.64	54
Tata Motors Finance Solution Ltd	Rupee Term Loan	1,516.28	17
JM Financial Ltd	Rupee Term Loan	1,077.63	169
JM Financial Ltd	Optionally Convertible Debentures	139.64	165

NOTE 20 : LEASE LIABILITIES (NON-CURRENT)

₹ in Lakhs

Particulars	As at March 31, 2022	As at March 31, 2021
Lease liabilities (Refer note no. 4)	124.59	46.07
Total	**124.59**	**46.07**

NOTE 21 : PROVISIONS (NON-CURRENT)

₹ in Lakhs

Particulars	As at March 31, 2022	As at March 31, 2021
Provision for employee benefits		
Gratuity	22.99	22.30
Compensated absences	80.76	77.17
Total	**103.75**	**99.48**

NOTE 22 : BORROWINGS (CURRENT)

₹ in Lakhs

Particulars	As at March 31, 2022	As at March 31, 2021
Secured (refer note no. 19.3)		
Loans repayable on demand - cash credit		
From Banks	1,778.19	1,483.84
From Financial Institutions	999.99	999.99

Notes forming part of Consolidated Financial Statements

as at March 31, 2022

₹ in Lakhs

Particulars	As at March 31, 2022	As at March 31, 2021
Current Maturities of -		
Long-Term Borrowings	1,940.61	5,517.77
Repayment Overdue on long term borrowings (secured)	190.00	48.11
Optionally Convertible Debentures	1,495.11	-
Bill discounted	8,127.45	2,187.48
Unsecured		
From Financial Institutions	3,487.57	-
Related Parties - Intercorporate deposits	426.38	122.19
Related Parties - Promotors & Directors	145.61	390.08
Others - Intercorporate deposits	2,170.31	2,370.31
Total	**20,761.22**	**13,119.77**

1. All working capital borrowings from the banks have been secured with first charge by hypothecation of current assets of the Holding Company and further secured with Second Charge by Mortgage / Hypothecation of Fixed Assets of the Holding Company.
2. Working capital borrowings from Banks are further guaranteed in the personal capacity by Managing Director, One Promoter Director and One employee of the Holding Company.
3. Working capital borrowings from financial institutions are guaranteed in the personal capacity by Managing Director and One Promoter Director of the Holding Company.
4. Unsecured loan from subsidiaries, related parties and other corporates are repayable on demand.

NOTE 23 : TRADE PAYABLES

₹ in Lakhs

Particulars	As at March 31, 2022	As at March 31, 2021
(A) Total outstanding dues of micro and small enterprises	**164.90**	**175.05**
(Refer note no 43 for disclosures as per MSMED Act 2006)		
Total outstanding dues of other than micro and small enterprises		
Acceptances	1,050.53	993.73
Trade payables (other than related parties)	4,644.31	5,456.53
Trade payables to related parties (refer note no 39)	311.64	271.20
(B) Total outstanding dues of other than micro and small enterprises	**6,006.48**	**6,721.46**
Total Trade Payable (A+B)	**6,171.37**	**6,896.51**

The balances of trade payable for the amount due to some of them are subject to reconciliation. Necessary adjustments, if any, may be made when the accounts are settled.

Notes forming part of Consolidated Financial Statements

as at March 31, 2022

TRADE PAYABLES AGEING SCHEDULE

₹ in Lakhs

	Particulars	As at March 31, 2022	As at March 31, 2021
(I)	**MSME**		
a)	**Disputed dues - MSME**		
	Not Due	-	-
	Less than 1 year	-	-
	1-2 Years	-	-
	2-3 Years	-	-
	More than 3 years	-	-
	Total	**-**	**-**
b)	**Other than Disputed dues-MSME**		
	Not Due	26.39	37.62
	Less than 1 year	99.08	88.88
	1-2 Years	0.44	43.17
	2-3 Years	38.99	-
	More than 3 years	-	5.37
	Total	164.90	175.05
(II)	**Other Than MSME**		
a)	**Disputed dues - Others**		
	Not Due	-	-
	Less than 1 year	-	-
	1-2 Years	-	-
	2-3 Years	-	-
	More than 3 years	-	-
	Total	**-**	**-**
b)	**Other than Disputed dues-Others**		
	Not Due	802.63	3,474.88
	Less than 1 year	4,808.55	2,753.41
	1-2 Years	151.49	235.14
	2-3 Years	136.30	75.95
	More than 3 years	107.50	182.08
	Total	**6,006.48**	**6,721.46**
	Grand Total	**6,171.37**	**6,896.51**

Notes forming part of Consolidated Financial Statements

as at March 31, 2022

NOTE 24 : OTHER FINANCIAL LIABILITIES (CURRENT)

₹ in Lakhs

Particulars	As at March 31, 2022	As at March 31, 2021
Security Deposits	-	100.00
Employee benefits payable	371.94	306.74
Other expenses payables	814.60	1,043.99
Settlement Claim Payable	680.76	880.44
Interest Payable	695.53	648.82
Total	**2,562.83**	**2,980.00**
Lease liabilities	**24.17**	**25.49**
Total	**2,587.00**	**3,005.48**

NOTE 25 : OTHER CURRENT LIABILITIES

₹ in Lakhs

Particulars	As at March 31, 2022	As at March 31, 2021
Advances from customers	303.93	169.99
Statutory dues payables	2,655.24	3,157.83
Other Payables	1.22	2.84
Advances against sale of Property, Plant & Equipment	200.00	750.00
Total	**3,160.39**	**4,080.66**

NOTE 26 : PROVISIONS (CURRENT)

₹ in Lakhs

Particulars	As at March 31, 2022	As at March 31, 2021
Provision for employee benefits		
Gratuity (refer note 46)	468.21	442.08
Compensated absences	7.19	6.00
Total	**475.40**	**448.09**

NOTE 27 : REVENUE FROM OPERATIONS

₹ in Lakhs

Particulars	For the year ended March 31, 2022	For the year ended March 31, 2021
Revenue from contracts with customer		
Sale of products	49,401.08	25,527.24
Sale of services	477.86	158.80
Other operating revenues	6,964.38	2,783.44
Total	**56,843.32**	**28,469.48**

Notes forming part of Consolidated Financial Statements
as at March 31, 2022

A) Disaggregate revenue

₹ in Lakhs

Particulars	For the year ended March 31, 2022	For the year ended March 31, 2021
Revenue recognised for the year 2021-22		
Revenue recognised at point-in-time for the year 2021-22	56,843.32	28,469.48
Revenue recognised over time for the year 2021-22	-	-
Revenue for the year 2021-22 from customers within India	56,549.26	28,192.06
Revenue for the year 2021-22 from customers outside India	294.05	277.42
Disaggregation of revenue		
Based on type of goods		
Components, assemblies and sub-assemblies	45,135.65	23,499.84
Tools, dies and moulds	760.01	513.32
Scrap	6,944.34	2,719.27
Others	4,003.31	1,737.06
Based on market		
Original equipment manufacturers	44,944.62	23,486.91
Others	11,898.70	4,982.57
Impairment losses recognised on receivables or contract	-	-
assets arising from an entity's contracts with customers	-	-
(loss recognised as per expected credit loss model)	-	-

B) Details of contract balances:

The following table provides information about trade receivables and contract liabilities from contracts with customers.

₹ in Lakhs

Particulars	As at March 31, 2022	As at March 31, 2021
Trade receivables	11,065.66	4,467.27
Contract Liabilities	253.93	169.99

The contract liabilities primarily relate to the advance consideration received from customers and claims payable to customers, for which revenue is recognised as and when control in promised goods is transferred.

Significant changes in the contract liability balances during the year ended are as follows:

₹ in Lakhs

Particulars	As at March 31, 2022	As at March 31, 2021
Contract liabilities at the beginning of the year	169.99	171.70
Revenue recognised that was included in the contract liability balance at the beginning of the year	87.03	90.40
Increase due to cash received, excluding amounts recognised as revenue during the year	170.97	88.69
Contract liabilities at the end of the year	**253.93**	**169.99**

Notes forming part of Consolidated Financial Statements
as at March 31, 2022

C) Performance Obligations

The Company satisfies its performance obligations pertaining to the sale of auto components at point in time when the control of goods is actually transferred to the customers. No significant judgment is involved in evaluating when a customer obtains control of promised goods. The contract is a fixed price contract and do not contain any financing component. The payment is generally due within 30-90 days. There are no other significant obligations attached in the contract with customer.

D) Transaction Price

There is no remaining performance obligation for any contract for which revenue has been recognised till period end. Further, the Company has not applied the practical expedient as specified in para 121 of Ind AS 115 as the Company do not have any performance obligations that has an original expected duration of one year or less or any revenue stream in which consideration from a customer corresponds directly with the value to the customer of the Company's performance completed to date.

E) Determining the timing of satisfaction of performance obligations

There is no significant judgments involved in ascertaining the timing of satisfaction of performance obligations, in evaluating when a customer obtains control of promised goods, transaction price and allocation of it to the performance obligations.

F) Determining the transaction price and the amounts

The transaction price ascertained for the only performance obligation of the Company (i.e. Sale of goods) is agreed in the contract with the customer. There is no variable consideration involved in the transaction price except for refund due to shortages which is adjusted with revenue.

G) Cost to obtain contract or fulfil a contract

There is no cost incurred for obtaining or fulfilling a contract and there is no closing assets recognised from the costs incurred to obtain or fulfil a contract with a customer.

NOTE 28 : OTHER INCOME

₹ in Lakhs

Particulars	For the year ended March 31, 2022	For the year ended March 31, 2021
Interest income	102.61	107.43
Net gain on foreign currency transactions	-	45.16
Other non-operating income	48.36	19.15
Profit on Sale of Property, Plant & Equipment	8.01	-
Total	**158.99**	**171.74**

NOTE 29.A : COST OF MATERIALS CONSUMED

₹ in Lakhs

Particulars	For the year ended March 31, 2022	For the year ended March 31, 2021
Inventory of raw material at the beginning of the year	2,009.66	1,853.17
Add : Purchases:	40,765.02	18,793.04
	42,774.68	**20,646.21**
Inventory of raw material at the end of the year	2,513.44	2,009.66
Total	**40,261.24**	**18,636.55**

Notes forming part of Consolidated Financial Statements
as at March 31, 2022

NOTE 29.B : CHANGES IN INVENTORIES OF FINISHED GOODS, WORK-IN-PROGRESS AND STOCK-IN-TRADE

₹ in Lakhs

Particulars	For the year ended March 31, 2022	For the year ended March 31, 2021
Inventories at the end of the year:		
Finished goods	660.47	447.45
Work-in-progress (includes tools & dies)	1,735.65	1,582.65
	2,396.12	**2,030.10**
Inventories at the beginning of the year:		
Finished goods	447.45	425.61
Work-in-progress (includes tools & dies)	1,582.65	1,850.71
	2,030.10	**2,276.31**
Net (increase) / decrease	**(366.02)**	**246.21**

NOTE 30 : EMPLOYEE BENEFITS EXPENSES

₹ in Lakhs

Particulars	For the year ended March 31, 2022	For the year ended March 31, 2021
Salaries, Wages and Bonus	2,753.89	2,205.07
Contributions to provident and other funds	117.91	93.74
Gratuity expenses	91.50	81.82
Employee Insurance expenses	13.82	7.52
Staff welfare expenses	232.24	160.52
Compensated absences	12.74	14.08
Total	**3,222.10**	**2,562.74**

NOTE 31 : FINANCE COSTS

₹ in Lakhs

Particulars	For the year ended March 31, 2022	For the year ended March 31, 2021
(a) Interest expense on:		
(i) Borrowings	1,755.70	2,345.40
(ii) Letter of Credit	3.67	46.04
(iii) Interest on delayed / deferred payment	344.03	295.34
(iv) Interest to others	326.54	389.88
(b) Other borrowing costs	19.18	49.95
(c) Bank Charges & Commission	119.00	70.37
Total	**2,568.12**	**3,196.98**

Notes forming part of Consolidated Financial Statements

as at March 31, 2022

NOTE 32 : DEPRECIATION AND AMORTISATION

₹ in Lakhs

Particulars	For the year ended March 31, 2022	For the year ended March 31, 2021
Depreciation of tangible assets (refer note 4)	1,971.06	1,987.25
Amortisation of intangible assets (refer note 4)	3.19	18.66
Amortisation of ROU assets (refer note 4)	39.31	37.51
Total	**2,013.56**	**2,043.42**

NOTE 33 : OTHER EXPENSES

₹ in Lakhs

Particulars	For the year ended March 31, 2022	For the year ended March 31, 2021
Consumption of stores and Spares	718.38	471.28
Consumption of packing material	149.16	121.13
Outsourced direct labour cost	3,663.13	2,433.98
Power and fuel	1,726.79	1,348.75
Transport charges	1,278.87	759.46
Repairs and maintenance - Buildings	31.74	15.20
Repairs and maintenance - Machinery	348.04	201.02
Repairs and maintenance - Others	110.31	60.53
Tooling and designing charges	-	0.76
Insurance	26.72	25.86
Rent	94.19	70.59
Rates and taxes	70.00	24.82
Communication expenses	20.61	21.56
Travelling and conveyance	20.22	7.69
Printing and stationery	17.28	12.42
Legal and professional fees	246.05	258.61
Security charges	126.42	116.60
Director sitting fees	18.55	19.25
Payments to auditors (see sub-note1)	35.01	35.52
Loss on Sale of Property, Plant & Equipment	-	0.26
Net loss on foreign currency transactions	24.35	-
Miscellaneous expenses	104.00	85.88
Sundry balances writeoff (Net) (see sub-note2)	267.28	78.17
Total	**9,097.11**	**6,169.36**

NOTE 33.1 : OTHER EXPENSES (SUB-NOTE 1)

₹ in Lakhs

Particulars	For the year ended March 31, 2022	For the year ended March 31, 2021
Payments to auditors comprises		
As Auditors - Statutory & Tax Audit	32.13	33.86
Reimbursement of expenses	2.88	1.66
Total	**35.01**	**35.52**

Notes forming part of Consolidated Financial Statements
as at March 31, 2022

NOTE 33.2 : Corporate social responsibility expenditure : The Company does not meet the criteria specified in sub section (i) of section 135 of the Companies [Corporate Social Responsibilities (CSR) Rule 2014] Act. Therefore it is not required to incur any expenditure on account of CSR activities during the year.

NOTE 33.3 : FOLLOWING EXPENSES WERE CAPITALISED DURING THE YEAR 2021-22

₹ in Lakhs

Particulars	For the year ended March 31, 2022	For the year ended March 31, 2021
Intangible assets under developments - Expenses directly related to R&D work for product development (Electric Scooter)		
Salary of employees	20.10	-
Professional and consultancy charges	1.50	-
Purchase bought out & consumables material	7.54	-
Design & Drawing charges	189.94	-
	219.08	**-**
Internal generated tools & dies		
Purchase Raw Material Tool Room	258.94	-
Purchase Bought out	2.67	-
Tooling and Design Charges	15.49	-
Purchase Consumables	3.23	-
Transport Charges	1.26	-
	281.59	**-**

NOTE 34 : EXCEPTIONAL ITEMS

₹ in Lakhs

Particulars	For the year ended March 31, 2022	For the year ended March 31, 2021
Profit on Sale of Property, Plant & Equipment	-	641.83
Impairment of Capital work in progress	-	(97.38)
Income tax settlement dues (VSV)	-	(517.94)
Profit on sale of equity share of AIPL	463.08	-
Forfeiture of advance	100.00	-
Total	**563.08**	**26.52**

Notes:

1) **Profit on sale of equity share investment:** Exceptional items for the year ended on March 31, 2022 includes Profit of ₹ 4.63 Crores from Sale of equity share of Autoline Industrial Partks Limited.

2) **Forfeiture of advance:** Exceptional items for the year ended on March 31, 2022 includes ₹ 1 Crores for forfeiture of advance received agaist sales of property plant and equipment.

3) **Profit on Sale of Property, Plant & Equipment:** Exceptional items for the year ended on March 31, 2021 includes Profit of ₹ 6.42 Crores from Sale of Land & factory shed/building situated at Gat No. 613, Mahalunge, Khed, Pune and Gat No. 712 Kudalwadi, Chikhali, Pune, erstwhile units of the Company.

4) **Impairment of Capital Work in Progress:** Exceptional items for the year ended March 31, 2021 includes write off items of intangible assets under development amounting to ₹ 0.97 Crores.

5) **Income tax settlement dues (VSV):** Exceptional items include provision made for tax expenses of ₹ 5.18 Crores relates to the Settlement of assessment dues under tax litigation of Autoline Industrial Parks Ltd. a subsidiary company under "Vivad se Vishwas" scheme.

Notes forming part of Consolidated Financial Statements

as at March 31, 2022

NOTE 35 : FAIR VALUE MEASUREMENT

Financial Instrument by category

As at March 31, 2022

₹ in Lakhs

Particulars	Amortised cost	Financial assets / liabilities at fair value through profit or loss	Total Carring value
Financial Assets:			
Non-Current			
Other Financial assets	351.68		351.68
Investments		25.90	25.90
Current			
Trade Receivables	11,065.66		11,065.66
Cash and cash equivalents	7.29		7.29
Bank balances other than cash and cash equivalents	457.23		457.23
Loans and advances	44.58		44.58
Other Financial assets	65.17		65.17
Financial Liabilities:			
Non-Current			
Borrowings	2,778.39		2,778.39
Lease liabilities	124.59		124.59
Current			
Borrowings	20,761.22		20,761.22
Lease liabilities	24.17		24.17
Trade payables	6,171.37		6,171.37
Other financial liabilities	2,562.83		2,562.83

As at March 31, 2021

₹ in Lakhs

Particulars	Amortised cost	Financial assets / liabilities at fair value through profit or loss	Total Carring value
Financial Assets:			
Non-Current			
Other Financial assets	339.48		339.48
Investments		25.90	25.90
Current			
Trade Receivables	4,467.27		4,467.27
Cash and cash equivalents	24.47		24.47
Bank balances other than cash and cash equivalents	608.77		608.77
Loans and advances	95.32		95.32
Other Financial assets	1,036.17		1,036.17
Financial Liabilities:			
Non-Current			
Borrowings	6,531.83		6,531.83
Lease liabilities	46.07		46.07
Current			
Borrowings	13,119.77		13,119.77
Lease liabilities	25.49		25.49
Trade payables	6,896.51		6,896.51
Other financial liabilities	2,980.00		2,980.00

Notes forming part of Consolidated Financial Statements

as at March 31, 2022

Fair Value Hierarchy

This section explains the judgements and estimates made in determining the fair values of the financial instruments that are (a) recognised and measured at fair value and (b) measured at amortised cost and for which fair values are disclosed in the financial statements. To provide an indication about the reliability of the inputs used in determining fair value, the Group has classified its financial instruments into the three levels prescribed under the accounting standard. An explanation of each level follows underneath the table.

The following table provides the fair value measurement hierarchy of the Group's assets and liabilities.

Quantitative disclosures fair value measurement hierarchy for assets as at March 31, 2022

Particulars	Date of Valuation	Level 1	Level 2	Level 3
Financial Assets				
Investments:				
Equity Instruments	March 31, 2022	-	-	25.90

Quantitative disclosures fair value measurement hierarchy for assets as at March 31, 2021

Particulars	Date of Valuation	Level 1	Level 2	Level 3
Financial Assets				
Investments:				
Equity Instruments	March 31, 2021	-	-	25.90

The carrying amount of trade receivables, cash and cash equivalent, bank balances other than cash and cash equivalent, other current financial assets, short term borrowings, trade payables and other financial liabilities are considered to be same as their fair values, due to their short term nature. The Group has availed long term borrowings from banks and financial institutions carrying interest in the range of 9.50% to 15%. The carrying values approximates their respective fair values. Similarly the fair value of non-current financial assets also approximates its carrying value.

The Cost of unquoted investments included in Level 3 of fair value hierarchy approximate their fair value.

Financial assets and liabilities measured at Amortised cost:

The fair values of all financial instruments carried at amortised cost are not materially different from their carrying amounts since they are either short-term in nature or the interest rates applicable are equal to the current market rate of interest.

The fair value of investments in mutual funds are based on the price quotation at the reporting date obtained from the asset management companies.

Level 1: Level 1 hierarchy includes financial instruments measured using quoted prices. The Group does not have any financial asset in this measurement category.

Level 2: The fair value of financial instruments that are not traded in an active market (for example, mutual funds, over-the counter derivatives) is determined using valuation techniques which maximize the use of observable market data and rely as little as possible on entity-specific estimates. If all significant inputs required to fair value an instrument are observable, the instrument is included in level 2.

Level 3: If one or more of the significant inputs is not based on observable market data, the instrument is included in level 3. The Group does not have any financial asset in this measurement category.

Valuation technique used to determine fair value

Specific valuation technique used to value financial instruments include

- Fair value of forward foreign exchange contracts is determined using forward exchange rate as at the balance sheet date
- Fair value of remaining financial instruments is determined using discounted cash flow analysis

Notes forming part of Consolidated Financial Statements
as at March 31, 2022

Valauation processes

For valuation of financial assets and liabilities, the finance department of the company includes a team that performs the valuation of financial assets and liabilities required for financial reporting purposes, including level 3 fair values. Discussions of valuation processes and results are held between the CFO and the valuation team on regular basis.

NOTE 36 : FINANCIAL RISK MANAGEMENT

The Group's financial risk management is an integral part of how to plan and execute its business strategies, the Group is exposed primarily to market risk, liquidity risk and credit risk. In order to minimise any adverse effects on the financial performance of the Group, the Group has a system based approach and procedures and internal financial controls aimed at ensuring early identification, evaluation and management of key financial risks which covers risks associated with the financial assets and liabilities such as credit risks, liquidity risk etc. The risk management policy is approved by the board of directors. The risk management framework aims to achieve greater predictability to earnings by determining the financial value of the expected earnings in advance. Group's risk management framework has the objective of ensuring that such risks are managed within acceptable and approved risk parameters in a disciplined and consistent manner and in compliance with applicable regulation. It also seeks to drive accountability in this regard.

A. Liquidity risk

Prudent liquidity risk management implies maintaining sufficient cash and marketable securities and the availability of funding through an adequate amount of committed credit facilities to meet obligations when due and to close out market positions. Liquidity risk refers to the probability of loss arising from a situation where there will not be enough cash and/or cash equivalents to meet the needs of depositors and borrowers, sale of illiquid assets will yield less than their fair value and illiquid assets will not be sold at the desired time due to lack of buyers. The primary objective of liquidity management is to provide for sufficient cash and cash equivalents at all times and any place in the world to enable us to meet our payment obligations. Currently the Group is facing liquidity crises due to huge interest cost.

Management monitors rolling forecast of the company's liquidity position and cash equivalents on the basis of expected cash flows. The Group's liquidity management policy involves projecting cash flows and considering the level of liquid assets necessary to meet this.

Maturities of financial liabilities

The tables below analyses the Group's financial liabilities into relevant maturity groupings based on their contractual maturities for all non-derivative financial liabilities and net and gross settled derivative financial instruments for which the contractual maturities are essentail for an understanding of the timing of the cash flows.

The amounts disclosed in the table are the contractual undiscounted cash flows.

₹ in Lakhs

Contractual maturities of financial Liabilities	Upto 1 Year	Between 1 and 2 years	Between 2 years and above	Total
March 31, 2022				
Non Derivatives				
Borrowings	12,633.77	1,246.85	1,531.54	15,412.16
Lease liabilities	24.17	28.30	96.30	148.77
Bill Discounting	8,127.45	-	-	8,127.45
Trade Payables	6,171.37	-	-	6,171.37
Other Financial Liabilities	2,562.83	-	-	2,562.83
Total Non-Derivative Liabilities	**29,519.60**	**1,275.14**	**1,627.84**	**32,422.58**

Notes forming part of Consolidated Financial Statements

as at March 31, 2022

₹ in Lakhs

Contractual maturities of financial Liabilities	Upto 1 Year	Between 1 and 2 years	Between 2 years and above	Total
March 31, 2021				
Non Derivatives				
Borrowings	10,932.28	2,300.09	4,231.74	17,464.12
Lease liabilities	25.49	22.14	23.93	71.56
Bill Discounting	2,187.48	-	-	2,187.48
Trade Payables	6,896.51	-	-	6,896.51
Other Financial Liabilities	2,980.00	46.07		3,026.06
Total Non-Derivative Liabilities	**23,021.77**	**2,368.30**	**4,255.68**	**29,645.74**

B. Market risk

Market risk is the risk of any loss in future earnings, in realizable fair values or in future cash flows that may result from a change in the price of a financial instrument. The value of a financial instrument may change as a result of changes in the, foreign currency exchange rates, liquidity and other market changes. Financial instruments affected by market risk include loans and borrowings, deposits, FVTOCI investments.

(a) Interest rate risk

The Group has fixed rate borrowing and variable rate borrowings in order to obtain more efficient leverage. The fixed rate borrowings are carried at amortized cost. They are therefore not subject to interest rate risk as defined in Ind AS 107, since neither the carrying amount nor the future cash flows will fluctuate because of a change in market interest rates. Floating rate debt results in cash flow interest rate risk. The Group has taken both interest rate risk debts for managing its liquidity and day to day requirements of the funds.

The exposure of the borrowings [long term and short term (excluding bill discounting receivable)] to interest rate changes at the end of the reporting period are as follows :

₹ in Lakhs

Particulars	As at March 31, 2022	As at March 31, 2021
Variable Rate Borrowings	1,870.44	4,371.89
Fixed Rate Borrowings	14,089.24	13,588.03
Total Borrowings	15,959.68	17,959.92

As at the end of the reporting period, the Company had the following variable rate borrowings and interest rate swaps contracts outstanding's.

₹ in Lakhs

Particulars	As at March 31, 2022		
	Weighted average interest rate	Balance (₹)	% of total loans
Bank loans, cash credits, working capital loans	12.00%	1,870.44	11.72%
Net exposure to cash flow interest rate risk		**1,870**	

Notes forming part of Consolidated Financial Statements
as at March 31, 2022

₹ in Lakhs

Particulars	As at March 31, 2021		
	Weighted average interest rate	Balance (₹)	% of total loans
Bank loans, cash credits, working capital loans	12.00%	4,371.89	24.34%
Net exposure to cash flow interest rate risk		**4,372**	

The percentage of total loans shows the proportion of loans that are currently at variable rates in relation to the total amount of borrowings.

Sensitivity Analysis:

The sensitivity analysis is determined on the basis of interest rates on floating liabilities. The outstanding liabilities at the year end are considered as a base for the whole year.

If all the other variable factors remain constant, the changes in 100 basis points in the interest rate (up and down), the results are in the below table.

₹ in Lakhs

Particulars	Impact on Floating Rate Borrowings	
	As at March 31, 2022	As at March 31, 2021
Increase in rates by - 1%	155.87	364.32
Decrease in rates by - 1%	(155.87)	(364.32)

(b) Foreign currency risk

Foreign currency risk is the risk that the fair value or future cash flows of an exposure will fluctuate because of changes in foreign exchange rates. The Group's exposure to the risk of changes in foreign exchange rates relates primarily to the Group's operating activities (when revenue or expense is denominated in a foreign currency).

The Group's exposure to foreign currency risk at the end of the reporting period expressed in ₹, are as follows

₹ in Lakhs

Particulars	As at March 31, 2022	As at March 31, 2021
Trade Payables		
USD	11.01	(11.71)
Euro	7.33	2.58
Trade Receivable		
USD	300.28	609.40
Euro	0.74	0.32
Others		
USD	680.76	880.44

C. Credit risk

Credit risk is the risk of financial loss arising from counterparty failure to repay or service debt according to the contractual terms or obligations. Credit risk encompasses both the direct risk of default and the risk of deterioration of creditworthiness. Credit risk arises from cash and cash equivalents, other balances and deposits with bank and financial institutions and trade receivables, derivative financial instruments and financial guarantees.

Notes forming part of Consolidated Financial Statements
as at March 31, 2022

Credit risk management:

For banks and financial institutions, only high rated banks/institutions are accepted. For other financial assets, the Group considers the probability of default upon initial recognition of asset and whether there has been a significant increase in credit risk on an ongoing basis throughout each reporting period. To assess whether there is a significant increase in credit risk the Group compares the risk of a default occurring on the asset as at the reporting date with the risk of default as at the date of initial recognition. It considers available reasonable and supportive forwarding-looking information. Especially the following indicators are incorporated: (A). actual or expected significant adverse changes in business, financial or economic conditions that are expected to cause a significant change to the counterparty ability to meet its obligations (B). actual or expected significant changes in the operating results of the counterparty (C).significant increase in credit risk on other financial instruments of the same counterparty (D). significant changes in the value of the collateral supporting the obligation or in the quality of thirdparty guarantees or credit enhancements.

In general, it is presumed that credit risk has significantly increased since initial recognition if the payments are more than 90 days past due. A default on a financial asset is when the counterparty fails to make contractual payments within 365 days of when they fall due. This definition of default is determined by considering the business environment in which entity operates and other macro-economic factors.

Exposure to credit risk

The carrying amount of financial assets represents the maximum credit exposure. None of the Group's cash equivalents, including time deposits with banks, are past due or impaired. Regarding trade receivables and other receivables, and other financial assets that are neither impaired nor past due, there were no indications as at March 31, 2022, that defaults in payment obligations will occur.

The Group follows 12 months expected credit losses (expected credit losses that result from those default events on the financial instrument that are possible within 12 months after the reporting date) model for recognition of impairment loss on financial assets measured at amortised cost other than trade receivables. The Group follows lifetime expected credit loss model (simplified approach) for recognition of impairment loss on trade receivables.

Trade Receivables

₹ in Lakhs

Particulars	As at March 31, 2022		
	Gross	Allowance	Net
Period (in months)			
Not due	10,190.08	-	10,190.08
Overdue upto 3 months	436.11	-	436.11
Overdue 3-6 months	64.14	-	64.14
Overdue more than 6 months	375.33	-	375.33
Total	**11,065.66**	**-**	**11,065.66**

₹ in Lakhs

Particulars	As at March 31, 2021		
	Gross	Allowance	Net
Period (in months)			
Not due	3,394.81	-	3,394.81
Overdue upto 3 months	312.60	-	312.60
Overdue 3-6 months	24.90	-	24.90
Overdue more than 6 months	734.97	-	734.97
Total	**4,467.27**	**-**	**4,467.27**

Notes forming part of Consolidated Financial Statements
as at March 31, 2022

NOTE 37 : CAPITAL MANAGEMENT

The Company's objectives when managing capital are to:

- Safeguard their ability to continue as a going concern, so that they can continue to provide returns for shareholders and benefits for other stakeholders, and
- To Maintain an optimal capital structure to reduce the cost of capital.

The Group determines the amount of capital required on the basis of annual operating plans, long term product and maintaining other strategic investment plans. The funding requirements are met through equity, long term borrowings and short term borrowings. The Group's policy is aimed at maintaining optimum combination of short term and long term borrowings. The Group manages its capital structure and makes adjustments considering the economic environment, the maturity profile of the overall debt of the Group and the requirement of the financial covenants.

₹ in Lakhs

Particulars	As at March 31, 2022	As at March 31, 2021
Total long term debt (refer note 19)	2,778.39	6,531.83
Total Debt	23,539.61	19,651.60
Total Equity	12,547.01	8,422.18
Total Capital	36,086.62	28,073.79
Long term debt to equity ratio	0.22	0.78
Total debt to equity ratio	1.88	2.33

NOTE 38 : SEGMENT INFORMATION

Ind As 108 establishes standards for the way that public business enterprises report information about operating segments and related disclosure about products and services, geographic areas and major customer. The company is engaged mainly in the business of manufacturing sheet metal auto components and assemblies thereof. Based on the 'management approach' as defined in Ind As 108, the 'Chief operating Decision Maker' (CODM) considers entire business as single operating segment. The Company's operating divisions are managed from India. The principal geographical areas in which the company operates are India.

i) The revenue from external customer for each of the major products is as follows:

₹ in Lakhs

Particulars	For the year ended March 31, 2022	For the year ended March 31, 2021
Components, assemblies and sub-assemblies	45,135.65	23,499.84
Tools, Dies and Moulds	760.01	513.32
Scrap	6,944.34	2,719.27
Others	4,003.31	1,737.06
Total	**56,843.32**	**28,469.48**

Notes forming part of Consolidated Financial Statements
as at March 31, 2022

ii) Geographical Information

₹ in Lakhs

Particulars	Revenue	
	For the year ended March 31, 2022	For the year ended March 31, 2021
Revenue from customers		
Within India	56,549.26	28,192.06
Outside India	294.05	277.42
Total	**56,843.32**	**28,469.48**

Non-Current Assets : The Company has common non-current operating asset for domestic as well as overseas market, hence separate figures for these assets are not required to be published.

iii) Major customer

The Revenue from customers which is more than 10% of companies total revenue.

₹ 409.52 crore (previous year ₹ 212.30 crore) of the company's revenue attributable to one of its customer Tata Motors Limited Group.

NOTE 39 : RELATED PARTY TRANSACTIONS

a) Related parties and their relationship

1) Key Management Personnel (KMP)

Mr. Vilas Lande - Chairman Emeritus

Mr. Prakash B. Nimbalkar - Chairman (Non-executive Director)

Mr. Shivaji Akhade - Managing Director & CEO

Mr. Sudhir Mungase - Wholetime Director

Mr. Vijay Thanawala- Independent Director

Mr. Sridhar Ramachandran- Nominee Director

Mrs. Rajashri Sai- Independent Director

Mr. Devang Dhruv - Independent Director

Mr. P J Batavia - Independent Director

Mr. Nimish Rana - Independent Director

Mr. Umesh Chavan - Director

2) Relatives of KMP

Key Management Personal - Mr. Vilas Lande, Mr. Shivaji Akhade and Mr. Sudhir Mungase are related to each other.

Notes forming part of Consolidated Financial Statements
as at March 31, 2022

3) Companies/Entities in which KMP / Relatives of KMP can exercise significant influence

i) Balaji Enterprises

ii) Shreeja Enterprises

iii) Sumeet Packers Pvt. Ltd.

iv) Siddhai Platers Private Ltd.

v) Om Sai Transport Co.

vi) Viro Hi-Tech Engineers Pvt. Ltd.

vii) S.V. Aluext Profile Pvt. Ltd.

viii) Vimal Extrusion Pvt Ltd

ix) Balaji Industries

x) Jay Ambe Enterprises

xi) Lincwise Software Pvt Ltd

xii) United Farming and Real Estate

1. Related parties have been identified by the Management and relied upon by the Auditors.

2. The Company is holding 43.26% Equity Share of AIPL, however since it controls the composition of Board of Directors, AIPL is treated as Subsidiary Company.

b) Transactions with related parties

₹ in Lakhs

Nature Of Transaction	Transaction Value		Closing balance	
	Year ended March 31, 2022	Year ended March 31, 2021	As at March 31, 2022	As at March 31, 2021
Sale of Goods / Service				
Companies/Entities in which KMP / Relatives of KMP can exercise significant influence				
Balaji Enterprises	77.65	261.85	-	-
Shreeja Enterprises	-	4.54	-	-
Viro Hi-Tech Engineers Pvt. Ltd.	0.33	-	0.14	-
Jay Ambe Enterprises	-	0.43	-	-
Balaji Industries	606.03	-	9.70	-
Purchase of Goods / Service				
Companies/Entities in which KMP / Relatives of KMP can exercise significant influence				
Balaji Enterprises	73.22	268.69	(18.49)	18.63
Shreeja Enterprises	8.66	10.83	(11.60)	4.01

Notes forming part of Consolidated Financial Statements

as at March 31, 2022

₹ in Lakhs

Nature Of Transaction	Transaction Value		Closing balance	
	Year ended March 31, 2022	Year ended March 31, 2021	As at March 31, 2022	As at March 31, 2021
Sumeet Packers Pvt. Ltd.	51.96	45.16	52.67	53.37
Siddhai Platters Pvt. Ltd.	53.90	26.06	31.91	14.14
Om Sai Transport Co.	253.12	147.02	156.42	104.43
Viro Hi-Tech Engineers Pvt. Ltd.	59.71	45.26	37.46	35.84
S.V. Aluext Profile Pvt Ltd	0.03	5.15	0.32	11.26
Jay Ambe Enterprises	30.37	30.70	23.22	27.64
Balaji Industries	567.28	-	-	-
Receiving of Services				
Key Management Personnel (KMP)				
Mr. Sudhir Mungase	-	-	4.36	4.36
Mr. V V Lande	18.00	16.50	3.08	26.71
Investment received (in equity)				
Key Management Personnel (KMP)				
Mr. Shivaji Akhade	750.00	225.00	-	-
Mr. Sudhir Mungase	350.00	225.00	-	-
Mr. V V Lande	-	225.00	-	-
Investment received (in convertible share warrants)				
Key Management Personnel (KMP)				
Mr. Shivaji Akhade	56.25	-	-	-
Mr. Sudhir Mungase	56.25	-	-	-
Loan Received				
Key Management Personnel (KMP)				
Mr. Shivaji Akhade	1,076.10	895.00	8.75	318.94
Mr. Sudhir Mungase	219.40	30.00	122.17	58.64
Companies/Entities in which KMP / Relatives of KMP can exercise significant influence				
Vimal Extrusion Pvt Ltd	600.00	-	379.59	-
Sumeet Packers Pvt. Ltd.	35.00	-	5.19	-
Lincwise Software Private Limited	-	-	41.60	41.60
Loan Repayment				
Key Management Personnel (KMP)				
Mr. Shivaji Akhade	1,387.54	765.00	-	-
Mr. Sudhir Mungase	158.00	98.40	-	-
Mr. Shivaji Akhade	-	40.00	2.19	2.19
Mr. Devang Dhruv	-	18.58	-	-
Mr. P J Batavia	-	50.00	-	-

Notes forming part of Consolidated Financial Statements

as at March 31, 2022

₹ in Lakhs

Nature Of Transaction	Transaction Value		Closing balance	
	Year ended March 31, 2022	Year ended March 31, 2021	As at March 31, 2022	As at March 31, 2021
Companies/Entities in which KMP / Relatives of KMP can exercise significant influence				
S.V. Aluext Profile Pvt Ltd	-	-	-	-
Vimal Extrusion Pvt Ltd	224.00	-	-	-
Lincwise Software Pvt Ltd	-	0.99	-	-
Sumeet Packers Pvt. Ltd.	30.00	20.22	-	-
Interest Paid on Loan				
Key Management Personnel (KMP)				
Mr. Shivaji Akhade	15.14	19.85	-	-
Mr. Sudhir Mungase	2.36	9.32	-	-
Mr. Shivaji Akhade	-	1.44	-	-
Companies/Entities in which KMP / Relatives of KMP can exercise significant influence				
Vimal Extrusion Pvt Ltd	9.56	-	-	-
Sumeet Packers Pvt. Ltd.	0.21	0.63	-	-
Advance for Purchase of Land				
Companies/Entities in which KMP / Relatives of KMP can exercise significant influence				
United Farming and Real Estate	-	-	397.17	397.17
Director Remuneration				
Key Management Personnel (KMP)				
Mr. Shivaji Akhade	58.35	54.92	13.40	2.80
Mr. Sudhir Mungase	23.34	21.97	6.15	1.41
Mr. Umesh Chavan	-	36.90	-	-
Mr. Sudhir Mungase	24.00	22.00	-	12.60
Director Sitting Fees				
Key Management Personnel (KMP)				
Mr. Prakash B Nimbalkar	5.90	6.40	0.77	1.90
Mr. Vijay K Thanawala	3.80	4.60	0.77	1.34
Mr. Sridhar Ramachandran	3.90	3.45	0.41	1.25
Mrs. Rajashri Sai	1.65	0.30	0.27	0.28
Mrs. Jayashree Fadnavis	-	1.50	-	-
Mr. Prakash B Nimbalkar	0.60	0.75	-	-
Mr. Devang Dhruv	0.75	0.75	0.27	1.41
Mr. P.J.Batavia	0.15	0.45	-	0.55
Mr. Vijay Thanawala	0.75	0.75	0.27	0.55
Mr. M. Radhakrishnan	-	-	-	0.05
Mr. Nimish Rana	0.45	-	0.41	-
Mr. Umesh Chavan	0.60	0.30	0.27	0.28

Notes forming part of Consolidated Financial Statements

as at March 31, 2022

Note :

a) The closing balances above are net of advances.

b) All outstanding balances are unsecured and are repayable in cash

c) In addition to above related party transactions Managing Director and One Promoters Director has mortgaged their industrial plot against facility from financial institution. Further personal guarantee is provided by Managing Director and One Promoters Director of the Company for various facilities sanctioned.

NOTE 40 : CONTINGENT LIABILITIES (TO THE EXTENT NOT PROVIDED FOR)

₹ in Lakhs

Particulars	As at March 31, 2022	As at March 31, 2021
Claims against the Company not acknowledged as debt		
Central Sales Tax & VAT Dues	1,195.87	1,111.22
Provident Fund Dues	34.06	34.06
Letter of Credit		
Issued by Bank of Baroda	949.47	1,006.27

The claims subject to legal proceedings, have arisen in the ordinary course of business. The management does not reasonably expect that these claims and commitments, when ultimately concluded and determined, will have a material and adverse effect on the Group's results of operations or financial conditions.

In addition to above there are certain pending cases in respect of labour matters, the impact of which is not quantifiable and is not expected to be material.

(a) The Group has received various demand/notices from the VAT/Sales Tax Department on various matters. The Group has filed/is in the process of filing of appeal for these demand/notices and does not expect any significant outflows. Major demand is for mismatch between details as per the Group with that filed by vendors and other matters for which demand is raised and interest/penalty is charged. Further, the Group has reviewed all its pending litigations and proceedings and has adequately provided for where provisions are requried and disclosed as contingent liabilities where applicable, in the financial statements. The management believes that the ultimate outcome of above proceeding will not have a material adverse effect on the Group's financial position and results of operations.

(b) There are numerous interpretative issues relating to Supreme Court (SC) judgement dated 28th February, 2019, relating to components/allowances paid that need to be taken into account while computing an employer's contribution to provident fund under the Employees Provdent Funds and Miscellaneous Provident Act, 1952. The Group has assess the matter and there is no material impact on the financial statements as at 31 March 2022. The Group would record any further effect on its financial statements, on receiving additional clarity on the subject.

(c) The Group is contesting various claims relating to labour matters and the management believes its position will likely be upheld in the appellate process. The management believes that the ultimate outcome of above proceeding will not have a material adverse effect on the Group's financial position and results of operations.

(d) This represents remote liability pertaining to other employee related matters. The management believe that the chances of outflow of resources is remote.

Notes forming part of Consolidated Financial Statements
as at March 31, 2022

NOTE 41 : COMMITMENTS

A) Capital Commitments

₹ in Lakhs

Particulars	As at March 31, 2022	As at March 31, 2021
Estimated amount of contracts remaining to be executed on capital account and not provided for	-	168.00

B) Leases

(a) Right-of-use assets

This note provides for information for leases where the Group is a lessee. The Group has leased Building properties. The Group has applied Ind AS 116 using the modified retrospective approach method with effect from April 01, 2019 to all leases subject to exemptions provided under Paragraph 5 of Ind AS 116.

(i) Amounts recognized in Balance Sheet:

Right-of-use assets:

The changes in the carrying value of ROU assets for the year ended March 31, 2022 are as follows

₹ in Lakhs

Particulars	Building	Total
Gross carring amount as at April 01, 2021	61.03	61.03
Addition during the year	159.65	159.65
Disposals	37.55	37.55
Deletion / Adjustment due to lease modification	-	-
Depreciation	39.31	39.31
Gross carring amount as at March 31, 2022	**143.81**	**143.81**
Gross carring amount as at April 01, 2020	**98.53**	**98.53**
Addition during the year	-	-
Disposals	-	-
Deletion / Adjustment due to lease modification	-	-
Depreciation	37.51	37.51
Gross carring amount as at March 31, 2021	**61.03**	**61.03**

The aggregate depreciation expense on ROU assets is included under depreciation and amortization expense in the Statement of Profit and Loss.

The break-up of current and non-current lease liabilities as at March 31, 2022 is as follows:

₹ in Lakhs

Particulars	As at March 31, 2022	As at March 31, 2021
Lease Liabilities:	148.77	71.56
Current	24.17	25.49
Non-current	124.59	46.07

The movement in lease liabilities during the year ended March 31, 2022 is as follows :

Notes forming part of Consolidated Financial Statements
as at March 31, 2022

₹ in Lakhs

	As at March 31, 2022	As at March 31, 2021
Balance at the beginning of the year	**71.56**	**106.29**
Additions	159.65	-
Disposals	47.78	-
Finance cost accrued during the period	15.76	10.95
Deletion / Adjustment due to lease modification	-	-
Payment of lease liabilities	50.42	45.69
Balance at the end of the year	**148.77**	**71.56**

The maturity analysis of lease liabilities as at March 31, 2022:

₹ in Lakhs

Particulars	As at March 31, 2022	As at March 31, 2021
Less than one year	24.17	25.49
One to five years	124.59	46.07
More than five years	-	-
Total	**148.77**	**71.56**

The Group does not face a significant liquidity risk with regard to its lease liabilities as the current assets are sufficient to meet the obligations related to lease liabilities as and when they fall due.

The total cash outflow for leases for the year ended March 31, 2022 was ₹ 50.42 lakhs.

(ii) Variable Lease payments

Estimation uncertainty arising from variable lease payments

There were no leases with variable lease payments.

(iii) Extension and termination options

Extension and termination options are considered in a number of leases across the Group. These terms are used to maximise operational flexibility in terms of managing contracts. The majority of extension and termination options held are exercisable on a mutual consideration between lessor and the Group. Therefore the extension and termination option is not considered.

(iv) Residual value guarantees

There were no leases with residual value guarantees.

(b) Interest Expense on Lease Liabilities

₹ in Lakhs

Particulars	As at March 31, 2022	As at March 31, 2021
Interest on lease liabilities	15.76	10.95

Notes forming part of Consolidated Financial Statements
as at March 31, 2022

(c) Amount recognised in the statement of cash flow

₹ in Lakhs

Particulars	As at March 31, 2022	As at March 31, 2021
Total cash outflow for leases- Principal	50.42	34.74
Total cash outflow for leases- Interest	15.76	10.95

NOTE 42 : EARNING / (LOSS) PER SHARE

₹ in Lakhs

Particulars	As at March 31, 2022	As at March 31, 2021
Basic		
Profit / (Loss) for the year as per statement of Profit and Loss	769.26	(4,187.52)
Weighted average number of equity shares	367.65	289.13
Earnings /(Loss) per share	2.09	(14.48)
Diluted		
Profit / (Loss) for the year as per statement of Profit and Loss	769.26	(4,187.52)
Less : Employee Stock Option amortised cost	0.00	0.00
	769.26	(4,187.52)
Weighted average number of equity shares	375.93	289.13
Earnings /(Loss) per share	2.05	(14.48)
Nominal value of an equity share	10.00	10.00

The Holding Company has issued and alloted 10,00,000 convertible share warrants which has considered for calculating diluted earning per share.

NOTE 43 : DISCLOSURES REQUIRED UNDER SECTION 22 OF THE MICRO, SMALL AND MEDIUM ENTERPRISES DEVELOPMENT ACT, 2006

₹ in Lakhs

Particulars	As at March 31, 2022	As at March 31, 2021
Principal amount remaining unpaid to any supplier as at the end of the accounting year	164.90	175.05
Interest due thereon remaining unpaid to any supplier as at the end of the accounting year	18.53	15.94
The amount of interest paid along with the amounts of the payment made to the supplier beyond the appointed day	-	-
The amount of interest due and payable for the year	18.53	15.94
The amount of interest accrued and remaining unpaid at the end of the accounting year	18.53	15.94
The amount of further interest due and payable even in the succeeding year, until such date when the interest dues as above are actually paid	-	-

Note :- Dues to Micro and Small Enterprises have been determined to the extent such parties have been identified on the basis of information collected by the Management. This has been relied upon by the auditors.

Notes forming part of Consolidated Financial Statements

as at March 31, 2022

NOTE 44 : INCOME TAX & DEFERRED TAX

A. Income Tax

The Group does not have taxable income on current and previous year and hence no tax expenses have been recognised. Further since it is not probable that future taxable amounts will be available to utilize the deferred tax assets in respect of following unused tax losses and unabsorbed depreciation, no deferred tax assets have been recognised except for tax paid under Minimum Alternate Tax (MAT) under Income Tax Act 1961.

₹ in Lakhs

Particulars	As at March 31, 2022	As at March 31, 2021
Unused Tax losses for which no deferred tax asset has been recognised		
Business Losses	20,102.08	17,525.14
Unabsorbed depreciation	12,425.09	12,425.87
Potential tax benefit	8,186.44	7,538

a) Unused tax losses with respect to unabosorbed depreciation do not have an expiry date.

b) Unused tax losses with respect to Business losses have following expiry date.

Financial Year	Amount ₹	Expiry Date
2013-14	2,162.43	March 31, 2022
2014-15	18.99	March 31, 2023
2015-16	1,524.58	March 31, 2024
2016-17	5,380.59	March 31, 2025
2017-18	4,989.56	March 31, 2026
2018-19	39.41	March 31, 2027
2019-20	3,514.08	March 31, 2028
2020-21	2,472.44	March 31, 2029
	20,102.08	

c) The Group has following unutilised MAT credit under the Income Tax Act, 1961 for which deferred tax assets has been recongnised in the Balance Sheet.

Financial Year	Amount ₹	Expiry Date
2009-10	63.74	2024-25
2010-11	47.20	2025-26
2011-12	477.19	2026-27
2012-13	750.74	2027-28
2015-16	1.16	2030-31
2017-18	1.04	2032-33
Total	**1,341.07**	

Notes forming part of Consolidated Financial Statements
as at March 31, 2022

d) Reconciliation of effective tax rate and tax expenses with accounting profit

₹ in Lakhs

Particulars	For the year ended March 31, 2022	For the year ended March 31, 2021
Profit before income tax	769.26	(4,187.52)
Tax Rate @ 26% (FY 2020-21 @ 26%)	200.01	(1,088.76)
Tax effect of amounts which are not deductible / taxable in calculating taxable income		
Unrecognised differed tax asset	(200.01)	1,088.76
Tax Expenses	-	-

B. Deferred Tax

Autoline Industries Limited

Deferred Tax assets (other than MAT credit) reflected in the Balance Sheet as follows:

₹ in Lakhs

Particulars	As at March 31, 2022	As at March 31, 2021
Deferred Tax Asset		
Carry forward losses	1,202.46	1,497.28
	1,202.46	**1,497.28**
Deferred Tax Liability		
Depreciation	1,202.46	1,497.28
	1,202.46	**1,497.28**
Total Deferred Tax Liability (Net)	-	-

NOTE 45 : EMPLOYEE BENEFITS

Compensated absences:- The leave obligation covers the Group's liability for earned leave. Accumulated compensated absences, which are expected to be availed or encashed within 12 months from the end of the year are treated as current employee benefits. The obligation towards the same is measured at the expected cost of accumulating compensated absences as the additional amount expected to be paid as a result of the unused entitlement as at the year end.

Defined benefit plans

The Group offers the following employee benefit schemes to its employees:

Gratuity

The Group provides for gratuity for employees in India as per the Payment of Gratuity Act, 1972. Employees who are in continuous service for a period of 5 years are eligible for gratuity. The amount of gratuity payable on retirement/termination is the employees last drawn salary per month computed proportionately for 15 days salary mutiplied for the number of years of service. The gratuity plan is a funded plan and the Company makes contributions to recognised funds in India. The Group does not fully fund the liability and maintains a target level of funding to be maintained over a period of time based on estimations of expected gratuity payments.

Notes forming part of Consolidated Financial Statements

as at March 31, 2022

The amounts recognised in the balance sheet and the movements in the net defined benefit obligation over the year are as follows:

₹ in Lakhs

Particulars	Present value of obligation	Fair Value of plan assets	Net Amount
April 01, 2020	419.20	34.32	384.88
Current Service Cost	50.75	-	50.75
Past service cost	-	-	-
Mortality Charges & Taxes	-	(2.34)	2.34
Interest Expense/(income)	27.47	1.37	26.10
Total amount recognised in profit or loss	**78.22**	**(0.97)**	**79.19**
Remeasurements			
Return on plan assets, excluding amounts included in interest	-	0.44	(0.44)
expense/(income)			
(Gain)/loss from change in demographic assumptions	-	-	-
(Gain)/loss from change in financial assumptions	(0.32)	-	(0.32)
Experience (gains)/losses	13.62	-	13.62
Total amount recognised in other comprehensive income	**13.30**	**0.44**	**12.86**
Employer contributions	-	4.91	(4.91)
Benefit Payments	(41.38)	(33.75)	(7.63)
March 31, 2021	**469.34**	**4.95**	**464.39**

₹ in Lakhs

Particulars	Present value of obligation	Fair Value of plan assets	Net Amount
April 01, 2021	469.34	4.95	464.39
Current Service Cost	57.57	-	57.57
Past service cost	-	-	-
Mortality Charges & Taxes	-	(2.47)	2.47
Interest Expense/(income)	31.76	0.31	31.46
Total amount recognised in profit or loss	**89.34**	**(2.16)**	**91.50**
Remeasurements			
Return on plan assets, excluding amounts included in interest	-	0.07	(0.07)
expense/(income)			
(Gain)/loss from change in demographic assumptions	-	-	-
(Gain)/loss from change in financial assumptions	(1.27)	-	(1.27)
Experience (gains)/losses	(46.33)	-	(46.33)
Total amount recognised in other comprehensive income	**(47.60)**	**0.07**	**(47.68)**
Employer contributions	-	17.00	(17.00)
Benefit Payments	(18.00)	(18.00)	-
March 31, 2022	**493.07**	**1.86**	**491.21**

Notes forming part of Consolidated Financial Statements
as at March 31, 2022

The net liability disclosed above relates to funded and unfunded plans as follows:

₹ in Lakhs

Particulars	As at March 31, 2022	As at March 31, 2021
Present Value of funded obligations	493.07	469.34
Fair value of plan assets	1.86	4.95
Deficit of funded plan	**491.21**	**464.39**
Unfunded Plans	23.27	22.54
Deficit of gratuity plan	491.21	464.39

Valuation in respect of Gratuity has been carried out by Independent actuary, as at the Balance Sheet date, based on the following assumptions:

₹ in Lakhs

Particulars	As at March 31, 2022	As at March 31, 2021
	Gratuity	Gratuity
Discount rate (Per Annum)	7.30%	6.90%
Expected rate of return on plan assets (Per Annum)	6.90%	6.90%
Rate of escalation in salary (Per Annum)	8.00%	8.00%
Mortality Table referred	IALM (2012-14) ult	IALM (2012-14) ult
Age Withdrawal Rate %	2%	2%
Expected average remaining working lives of employees (in years)	15.30	15.52

Autoline Design Software Ltd. (Subsidiary Company)

₹ in Lakhs

Particulars	As at March 31, 2022	As at March 31, 2021
Discount rate (Per Annum)	7.30%	6.90%
Rate of escalation in salary (Per Annum)	8.00%	8.00%
Expected rate of return on plan assets (Per Annum)	0.00%	0.00%
Mortality Table referred	IALM (2012-14) ult	IALM (2012-14) ult
Age Withdrawal Rate %	1.00%	1.00%
Expected average remaining working lives of employees (in years)	17.02	17.78

Sensitivity analysis

Sensitivity analysis indicates the influence of a reasonable change in certain significant assumptions on the outcome of the Present Value of obligation (PVO) and aids in understanding the uncertainty of reported amounts. Sensitivity analysis is done by varying one parameter at a time and studying its impact.

The sensitivity of the Present Value of obligation to changes in the weighted principal assumptions is as follows:

Notes forming part of Consolidated Financial Statements
as at March 31, 2022

Change in assumptions and impact on Present Value of obligation as at March 31, 2022

₹ in Lakhs

Particulars		Impact on defined benefit obligation (in %)	
	Change in assumption (in %)	Increase in assumption, Increase/ (Decrease) in liability	Decrease in assumption, Increase/ (Decrease) in liability
Discount rate	1%	(48.62)	61.83
Salary growth rate	1%	56.67	(45.68)
Withdrawal Rate	1%	(1.12)	5.24

Change in assumptions and impact on Present Value of obligation as at March 31, 2021

₹ in Lakhs

Particulars		Impact on defined benefit obligation (in %)	
	Change in assumption (in %)	Increase in assumption, Increase/ (Decrease) in liability	Decrease in assumption, Increase/ (Decrease) in liability
Discount rate	1%	(55.83)	59.71
Salary growth rate	1%	58.54	(51.34)
Withdrawal Rate	1%	(4.96)	5.63

The above sensitivity analysis are based on a change in an assumption while holding all other assumptions constant. In practice, this is unlikely to occur, and changes in some of the assumptions may be correlated. When calculating the sensitivity of the defined benefit obligation to significant actuarial assumptions the same method (present value of the defined benefit obligation calculated with the projected unit credit method at the end of the reporting period) has been applied while calculating the defined benefit liability recognized in the balance sheet.

The methods and types of assumptions used in preparing the sensitivity analysis did not change compared to the prior period.

Category of Planned assets

Autoline Industries Ltd (Holding Company)

₹ in Lakhs

Particulars	As at March 31, 2022	As at March 31, 2021
Funds Managed by insurer	100.00%	100.00%

The company maintains gratuity fund, which is being administered by LIC. Fund value confirmed by LIC as at March 31, 2022 is considered to be fair value.

Autoline Design Software Ltd. (Subsidiary Company)

₹ in Lakhs

Particulars	As at March 31, 2022	As at March 31, 2021
Funds Managed by insurer	0%	0%

Notes forming part of Consolidated Financial Statements
as at March 31, 2022

The Company has not funded the liability as on March 31, 2022

Defined Benefit liability and employer contributions

The expected contributions to post-employment benefit plans for the year ended March 31,2022 is ₹ 467.94

The following payments are expected contributions to defined benefit plan in future years

The weighted average duration of the plan for Autoline Industries Ltd (Holding Company) is 16.51 years and for Autoline Design Software Ltd. (Subsidiary Company) is 15.25 years.

Expected Future Benefit Payments:

₹ in Lakhs

Particulars	As at March 31, 2022	As at March 31, 2021
Defined Benefit Oligation		
Less than a year	19.04	19.21
Between 1-2 years	22.83	16.87
Between 2-5 years	79.67	71.50
Over 5 years	291.72	218.50
Total	**413.26**	**326.08**

Risk Exposure

Through its defined benefit plans, the Gorup is exposed to a number of risks, the most significant of which are detailed below :

1. **Interest rate risk:**

   The defined benefit obligation is calculated using a discount rate based on government bonds. If bond yields fall, the defined benefit obligation will tend to increase.

2. **Salary inflation risk:**

   Higher than expected increases in salary will increase the defined benefit obligation.

3. **Demographic risk:**

   For example,as the plan is open to new entrants, an increase in Membership will increase the defined benefit obligation. Also,the plan only provides benefits upon completion of a vesting criteria. Therefore, if turnover rates increase then the liability will tend to fall as fewer employees reach vesting period.

4. **Asset-Liability Mismatch Risk:**

   Risk which arises if there is a mismatch in the duration of the assets relative to the liabilities. By matching duration with the defined benefit liabilities, the company is success fully able to neutralize valuation swings caused by interest rate movements. Hence companies are encouraged to adopt asset-liability management.

5. **Discount Rate Risk:**

   Variations in the discount rate used to compute the present value of the liabilities may seem small, but in practice can have a significant impact on the defined benefit liabilities.

6. **Future Salary Escalation and Inflation Risk :**

   Since price inflation and salary growth are linked economically, they are combined for disclosure purposes. Rising salaries will often result in higher future defined benefit payments resulting in a higher present value of liabilities especially unexpected salary increases provided at management's discretion may lead to uncertainties in estimating this increasing risk.

Notes forming part of Consolidated Financial Statements
as at March 31, 2022

7. Asset Risks:

All plan assets are maintained in a trust fund managed by a public sector insurer viz; LIC of India. LIC has a sovereign guarantee and has been providing consistent and competitive returns over the years.

The company has opted for a traditional fund where in all assets are invested primarily in risk averse markets. The company has no control over the management of funds but this option provides a high level of safety for the total corpus. A single account is maintained for both the investment and claim settlement and hence100% liquidity is ensured. Also interest rate and inflation risk are taken care of.

B) Defined Contribution Plan

The Group has certain defined contribution plans. Contributions are made to provident fund in India at the rate of 12% as per local regulations. The contributions are made to the provident fund administered by the government. The obligation of the Group is limited to the amount contributed and it has no further contractual or any constructive obligation.The Group also has liability to contribute to other defined contribution plans. The Group has recognised the following amounts in the statement of Profit and Loss.

₹ in Lakhs

Particulars	As at March 31, 2022	As at March 31, 2021
Contribution to Provident Fund	117.91	93.74
Contribution to Labour Welfare Fund	0.35	0.30
Contribution to Employee's State Insurance Scheme	36.72	31.51

NOTE 46 : INTEREST IN OTHER ENTITIES

Subsidiaries

The group's subsidiary as at March 31, 2022 is set out below. Unless otherwise stated, it has share capital consisting solely of eqity shares that are held directly by the Group, and the proportion of the ownership interest held equals the voting rights held by the group. The country of incorporation or registration is also their principal place of business.

₹ in Lakhs

Name of the Entity	Place of business / country of incorporation	Ownership held by the Group		Principal Activities
		As at March 31, 2022	As at March 31, 2021	
		%	%	
Autoline Design Software Ltd.	India	100	100	Services of design & engineering
Autoline Industrial Parks Ltd.	India	43.26	44.74	Developing Township Projects, etc
		1.52*	1.53*	
Koderat Investments Ltd.	Cyprus	100	100	Acting as Special Purpose Vehicle
Autoline Locomotive Parts LLP	India	65	-	Business with Indian Railways

** held through subsidiary (Autoline Design Software Limited)*

Significant Judgement - Control assessment

As per the control assessment done, the directors have concluded that the Autoline Industries Ltd. (AIL) have power to direct relevant activities of Autoline Design Software Ltd., Autoline Indutrial Parks Ltd., Autoline Locomotive Parts LLP and Koderat Investments Ltd. Relevant facts mentioned below:

Notes forming part of Consolidated Financial Statements
as at March 31, 2022

Autoline Design Software Ltd (ADSL) :- AIL holding entire share capital of the Company and accordingly it is classified as Subsidiary

Autoline Indutrial Parks Ltd (AIPL):- AIL has power to control the composition of board of directors of AIPL and accordingly AIL has the power to direct the relevant activities of the investee and therefore, AIL controls AIPL

Autoline Locomotive Parts LLP :- AIL hold major share of 65% and had control over activitis of Autoline Locomotive Parts LLP accordingly its has treated as subsidiary.

Koderat Investments Ltd. :- AIL holding entire share capital of the Company and accordingly it is classified as Subsidiary

Non-controlling Interests (NCI)

Set out below is summarised financial information for the subsidiary that has non-controlling interests. The amounts disclosed for the subsidiary are before inter-company eliminations.

₹ in Lakhs

Particulars	Autoline Industrial Parks Ltd.	
	As at March 31, 2022	As at March 31, 2021
Current Assets	11,916.13	12,039.93
Current Liabilities	331.07	670.89
Net Current Assets	**11,585.07**	**11,369.04**
Non-current Assets	251.86	235.70
Non-current Liabilities	-	-
Net Non-current Assets	**251.86**	**235.70**
Net Assets	**11,836.93**	**11,604.74**
Accumulated NCI	**6,482.91**	**6,237.13**

Summarised Statement of Profit and Loss

₹ in Lakhs

Particulars	Autoline Industrial Parks Ltd.	
	As at March 31, 2022	As at March 31, 2021
Revenue	-	55.00
Profit after tax for the year	(68.70)	(547.59)
Other Comprehensive Income(Net of tax)	-	-
Total Comprehensive Income	**(68.70)**	**(547.59)**
Profit allocated to NCI	(29.72)	(244.99)
Dividends paid to NCI	-	-

Notes forming part of Consolidated Financial Statements
as at March 31, 2022

Summarised Cash Flow

₹ in Lakhs

Particulars	Autoline Industrial Parks Ltd.	
	As at March 31, 2022	As at March 31, 2021
Cash Flow from operating activities	(296.57)	(742.38)
Cash Flow from investing activities	28.34	26.15
Cash Flow from financing activities	268.40	665.45
Net increase/ (decrease) in cash and cash equivalents	**0**	**(51)**

NOTE 47 : ADDITIONAL INFORMATION REQUIRED BY SCHEDULE III

₹ in Lakhs

Name of the entity in the group	Net Assets (Total assets minus total liabilities)		Share in Profit or (loss)	
	As a % of consolidated net assets	Amount ₹	As a % of consolidated profit or loss	Amount ₹
Parent				
Autoline Industries Ltd.				
Balance as at March 31, 2022	34.50	4,328.69	97.45	749.67
Balance as at March 31, 2021	7.39	622.12	85.04	(3,561.13)
Subsidiaries				
Indian				
1) Autoline Design Software Ltd.				
Balance as at March 31, 2022	2.49	312.14	11.50	88.45
Balance as at March 31, 2021	2.62	220.41	1.91	(79.77)
2) Autoline Industrial Parks Ltd.				
Balance as at March 31, 2022	40.81	5,120.66	(3.99)	(30.71)
Balance as at March 31, 2021	61.65	5,191.96	6.05	(253.37)
3) Autoline Locomotive Parts LLP				
Balance as at March 31, 2022	0.01	0.85	(0.02)	(0.15)
Balance as at March 31, 2021	-	-	-	-
Foreign				
1) Koderat Investments Ltd.				
Balance as at March 31, 2022	(0.23)	(29.12)	-	-
Balance as at March 31, 2021	0.35	29.12	(0.02)	0.98
Non Controlling interests in all subsidiaries				
Balance as at March 31, 2022	51.67	6,482.91	(4.94)	(37.99)
Balance as at March 31, 2021	74.06	6,237.13	7.03	(294.22)
Adjustments arising out of consolidation				
March 31, 2021	(29.24)	(3,669.11)	-	-
March 31, 2021	(46.05)	(3,878.55)	-	-
Total after elimination in account of consolidation- 2022	100.00	12,547.01	100.00	769.26
Total after elimination in account of consolidation- 2021	100.00	8,422.18	100.00	(4,187.52)

Notes forming part of Consolidated Financial Statements

as at March 31, 2022

₹ in Lakhs

Name of the entity in the group	Share in other comprehensive income		Share in total comprehensive income	
	As a % of consolidated other comprehensive income	Amount ₹	As a % of consolidated total comprehensive income	Amount ₹
Parent				
Autoline Industries Ltd.				
Balance as at March 31, 2022	93.12	44.40	97.20	794.07
Balance as at March 31, 2021	152.48	(14.60)	85.20	(3,575.73)
Subsidiaries				
Indian				
1) Autoline Design Software Ltd.				
Balance as at March 31, 2022	6.88	3.28	11.23	91.73
Balance as at March 31, 2021	(52.48)	5.02	1.78	(74.75)
2) Autoline Industrial Parks Ltd.				
Balance as at March 31, 2022	-	-	(3.76)	(30.71)
Balance as at March 31, 2021	-	-	6.04	(253.37)
3) Autoline Locomotive Parts LLP				
Balance as at March 31, 2022	-	-	(0.02)	(0.15)
Balance as at March 31, 2021	-	-	-	-
Foreign				
1) Koderat Investments Ltd.				
Balance as at March 31, 2022	-	-	-	-
Balance as at March 31, 2021	-	-	(0.02)	0.98
Non Controlling interests in all subsidiaries				
Balance as at March 31, 2022	-	-	(4.65)	(37.99)
Balance as at March 31, 2021	-	-	7.01	(294.22)
Total after elimination in account of consolidation- 2022	100.00	48	100.00	816.94
Total after elimination in account of consolidation- 2021	100.00	(10)	100.00	(4,197.09)

NOTE 48 : ASSETS PLEDGED AS SECURITY

₹ in Lakhs

Particulars	As at March 31, 2022	As at March 31, 2021
Current		
Financial Assets		
Factored Receivables	8,127	2,187.48
Other Receivables	2,695	1,968.25
Cash and cash equivalents	9.92	6.27
Fixed deposit with bank	684.03	822.38

Notes forming part of Consolidated Financial Statements
as at March 31, 2022

₹ in Lakhs

Particulars	As at March 31, 2022	As at March 31, 2021
Non Financial Assets		
Inventories	4,949.01	4,059.64
Total Current assets pledged as security	**16,466**	**9,044.03**
Non-Current		
Plant and Machinery	5,376	6,468.79
Building	4,869	5,156.74
Land	756	756.17
Others Assets	383	194.35
Total Non-current assets pledged as security	**11,384**	**12,576.05**
Total Assets pledged as security	**27,850**	**21,620.08**

NOTE 49 : COVID19

Covid-19 virus has impacted the entire global economy severely, resulting into many restrictions, including free movement of people, thereby hampering businesses and day to day functioning of the Companies. Consequently, in compliance of the orders of the Government, the Group's manufacturing plants and corporate office had to be closed for a certain period of time. The Board of Directors believe that they have taken into account all the possible effects of known events arising from Coivid-19 pandemic and the resultant lockdowns in the preparation of financial statements including but not limited to strategic assessment of its financial position, liquidity, going concern, recoverable values of its assets etc. However, given the effect of these uncertainties arising due to Covid-19 and in particular, with reference to the Automobile & Auto-ancillary Industry, the impact assessment of Covid-19 on the financial statements is subject to certain significant estimations and based on uncertainties. The actual impact in future may deviate from those estimated as on the date of approval of these financial statements. The Group continues to monitor any material changes to future economic/ business conditions and its consequential impact on financial results.

NOTE 50 : CODE ON SOCIAL SECURITY, 2020

The Parliament of India has approved the Code on Social Security, 2020 which may have an impact on the contributions by the Group on Employee benefit expenses, Provident Fund, Insurance and Gratuity. Further, the Ministry of Labour and Employment, Government of India has published draft rules for the Code on Social Security, 2020 on November 13, 2020 and has solicited comments/ suggestions from the stakeholders. Accordingly, the Group will evaluate the impact of the said legislation and the Rules notified thereunder, and would eventually apportion the impact in its financial statements in the period in which the Code on Social Security, 2020 is enacted.

NOTE 51 : RECLASSIFICATION OF COMPARATIVE FIGURES

Certain reclassifications have been made to the comparative period's financial statements to:

- comply with the requirements of the amended Schedule III to the Companies Act, 2013 effective 1st April 2021
- enhance comparability and ensure consistency with the current year's financial statements; and
- ensure compliance with the Guidance Note on Division II - Ind AS Schedule III to the Companies Act, 2013.

The Company believes that such presentation is more relevant for understanding of the Company's performance. However, this does not have any impact on the profit, equity and cash flow statement for the comparative period.

Notes forming part of Consolidated Financial Statements

as at March 31, 2022

₹ in Lakhs

Particulars	March 31, 2021 Published	Reclassification Amount	March 31, 2021 Revised
Assets			
Non current assets			
Capital Work in progress #	56.48	(29.43)	27.06
Intangibles assets under development #	-	29.43	29.43
Liabilities			
Current liabilities			
(a) Financial liabilities			
(i) Borrowings *	7,553.88	5,565.88	13,119.77
(ii) Trade Payables			
(b) Total outstanding dues of other than micro and small enterprises **	5,863.54	857.93	6,721.46
(iii) Other Financial liabilities $ * & **	9,289.51	(6,309.51)	2,980.00
(c) Other Current Liabilities $	4,194.96	(114.30)	4,080.66

 # Intangibles under development earlier clubbed under CWIP, now presented separately

** Current maturities of long term borrowing shown under Borrowings as per Sch III amendment*

*** Other Payables appearing under "Other financial liabilities" now grouped under Trade payables*

$ Other financial liabilities reclassified under "Other current liabilities"

NOTE : 52 RATIOS

The ratios for the years ended March 31, 2022 and March 31, 2021 are as follows:

Ratio	Numerator	Denominator	March 31, 2022	March 31, 2021	Variance (%)	Reason
Current Ratio	Total current assets	Total current liabilities	0.88	0.81	8.43	Current ratio has improved as compared to previous year, mainly due to increase in receivables consequent to increase in volume.
Debt - Equity Ratio	Total debts	Shareholders equity	1.88	2.33	(19.59)	Debt equity ratio has improved due to increase in total equity on account of equity issue and current year profits.
Debt Service Coverage Ratio	Earnings available for debt service	Debt service	0.64	0.44	46.42	Ratio has imporved due to incerase in earning compared to previous year
Return on Equity Ratio	Net profits after taxes	Average shareholders equity	7.34%	(44.64%)	(116.44)	Company has a net profit of 7.69 crore in current year as compared to net loss of 41.88 crore in previous year, resulting into increase in ROE.
Inventory Turnover Ratio	Cost of goods sold	Average inventory	2.53	1.23	105.20	While average inventory has remained same in line with last year, higher consumption of materials has led to increase in turnover.
Trade Receivables Turnover Ratio	Net credit sales	Average trade receivables	7.32	7.94	(7.82)	-

Notes forming part of Consolidated Financial Statements

as at March 31, 2022

Ratio	Numerator	Denominator	March 31, 2022	March 31, 2021	Variance (%)	Reason
Trade Payables Turnover Ratio	Net credit purchases	Average trade payables	6.24	3.34	86.61	While average payables have remained same in line with last year, higher consumption of materials has led to increase in Purchase cost.
Net Capital Turnover Ratio	Net sales	Average working Capital	(12.65)	(4.61)	174.13	Sales turnover has increased by 93% YoY, however net working capital remains negative.
Net Profit Ratio	Net profit	Net sales	1.35%	(14.71%)	(109.20)	Company has a net profit of 7.69 crore in current year as compared to net loss of 41.88 crore in previous year.
Return on Capital Employed	Earnings before interest and taxes	Capital employed	7.66%	(3.61%)	(311.88)	EBIT has increased by almost 400% YoY, resulting into favourable ratio.
Return on Investment *	Income from invested funds	Weighted average invested funds	8.42%	8.25%	2.12	-

NOTE : 53 OTHER DISCLOSURES

The Group has not revalued its property, plant and equipment or intangible assets or both during the current or previous year.

No proceedings have been initiated on or are pending against the Group for holding benami property under the Benami Transactions (Prohibition) Act, 1988 (45 of 1988) and rules made thereunder.

"The Group has not been declared as a Wilful Defaulter by any bank or financial institution or government or any government authority.

The Group has no transactions with the companies struck off under Section 248 of the Companies Act, 2013 or Section 560 of the Companies Act, 1956.

There are no charges or satisfaction yet to be registered with Registrar of Companies (ROC) beyond the statutory period.

The Group has complied with the number of layers prescribed under the Section 2(87) of the Companies Act, 2013 read with Companies (Restriction on number of layers) Rules, 2017.

The Group has not entered into any scheme of arrangement which has an accounting impact on current or previous financial year.

There is no income surrendered or disclosed as income during the current or previous year in the tax assessments under the Income Tax Act, 1961, that has not been recorded in the books of account.

The Group has not traded or invested in crypto currency or virtual currency during the current or previous year.

No funds have been advanced or loaned or invested (either from borrowed funds or share premium or any other sources or kind of funds) by the Group to or in any other person or entity, including foreign entities ("Intermediaries") with the understanding, whether recorded in writing or otherwise, that the Intermediary shall lend or invest in paries identified by or on behalf of the Group (Ultimate Beneficiaries). The Group has not received any fund from any party(Funding Party) with the understanding that the Group shall whether, directly or indirectly lend or invest in other persons or entities identified by or on behalf of the Group ("Ultimate Beneficiaries") or provide any guarantee, security or the like on behalf of the Ultimate Beneficiaries.

Notes forming part of Consolidated Financial Statements

as at March 31, 2022

NOTE 54 : LOANS AND ADVANCES GRANTED TO SPECIFIED PERSON

(A) Loans / Advance in the nature of loan - repayable on demand

₹ in Lakhs

Type of Borrowers	As at March 31, 2022		As at March 31, 2021	
	Amount outstanding - Gross Carrying Amount	% of Total Loan and Advance in the Nature of Loan	Amount outstanding - Gross Carrying Amount	% of Total Loan and Advance in the Nature of Loan
Promoters	-	-	-	-
Directors	-	-	-	-
KMPs	-	-	-	-
Related Parties- subsidiaries				
Total	**-**	**-**	**-**	**-**

(B) Loans / Advance in the nature of loan - without specifying any terms or period of repayment

₹ in Lakhs

Type of Borrowers	As at March 31, 2022		As at March 31, 2021	
	Amount outstanding - Gross Carrying Amount	% of Total Loan and Advance in the Nature of Loan	Amount outstanding - Gross Carrying Amount	% of Total Loan and Advance in the Nature of Loan
Promoters	-	-	-	-
Directors	-	-	-	-
KMPs	-	-	-	-
Related Parties	-	-	-	-
Total	**-**	**-**	**-**	**-**

The notes referred to above form integral part of financial statement

In terms of our report attached
For A. R. Sulakhe & Co.
Chartered Accountants
Firm Registration No. 110540W

For and on behalf of the Board of Directors

Shivaji Akhade
Managing Director
DIN: 00006755

Sudir Mungase
Whole Time Director
DIN: 00006754

CA. Kaustubh Deo
Partner
Mem. No. 134892

Venugopal Rao Pendyala
Chief Financial Officer

Shilpa Walunj
Company Secretary

Place: Pune
Date: May 28, 2022

Autoline Industries Limited
CIN: L34300PN1996PLC104510
Regd. Office - S. Nos. 313, 314, 320 to 323, Nanekerwadi, Chakan,
Taluka - Khed, Dist. Pune - 410 501, India.
Tel: +91-2135-635865/6
E-mail: investorservices@autolineind.com | Website: www.autolineind.com

Concept, Content & Design
WYATTPrism COMMUNICATIONS (info@wyatt.co.in)